



US00D421326S

United States Patent [19]
Lewis

[11] **Patent Number: Des. 421,326**

[45] **Date of Patent: ** Feb. 29, 2000**

[54] **MOVABLE DISPLAY**

3,285,620 11/1966 Mitty et al. 280/47.26
5,244,220 9/1993 Cortez 280/47.26

[75] Inventor: **Gordon F. Lewis**, Oakdale, Minn.

[73] Assignee: **Reynolds Guyer Designers, Inc.**, St. Paul, Minn.

[**] Term: **14 Years**

Primary Examiner—Susan J. Lucas
Assistant Examiner—Jennifer Rivard
Attorney, Agent, or Firm—Craig J. Lervick

[21] Appl. No.: **29/092,640**

[22] Filed: **Aug. 24, 1998**

[51] **LOC (6) Cl.** **12-02**

[52] **U.S. Cl.** **D34/24; D20/19; D6/475**

[58] **Field of Search** D20/10, 19; D34/22,
D34/23, 24; D6/475, 476; 280/47.131, 47.26,
47.29

[57] **CLAIM**

The ornamental design for a movable display, as shown.

DESCRIPTION

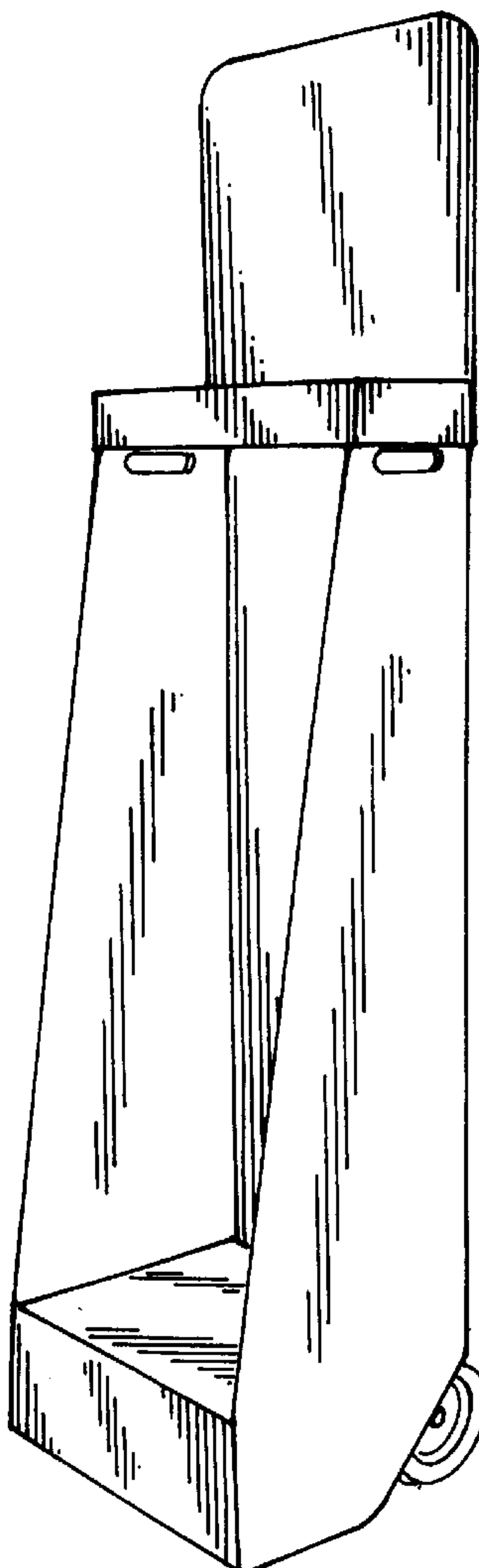
FIG. 1 is a perspective view as seen from the front and one side of a movable display case showing my new design; FIG. 2 is a top plan view thereof; FIG. 3 is a side elevational view thereof as seen from the side shown in FIG. 1; FIG. 4 is a front elevational view thereof; FIG. 5 is a bottom view thereof; FIG. 6 is a rear elevational view thereof; and, FIG. 7 is a side elevational view as seen from the side opposite that shown in FIG. 3.

[56] **References Cited**

U.S. PATENT DOCUMENTS

D. 352,147 11/1994 Dymont et al. D34/24
3,087,740 4/1963 Mitty et al. 280/47.26

1 Claim, 3 Drawing Sheets



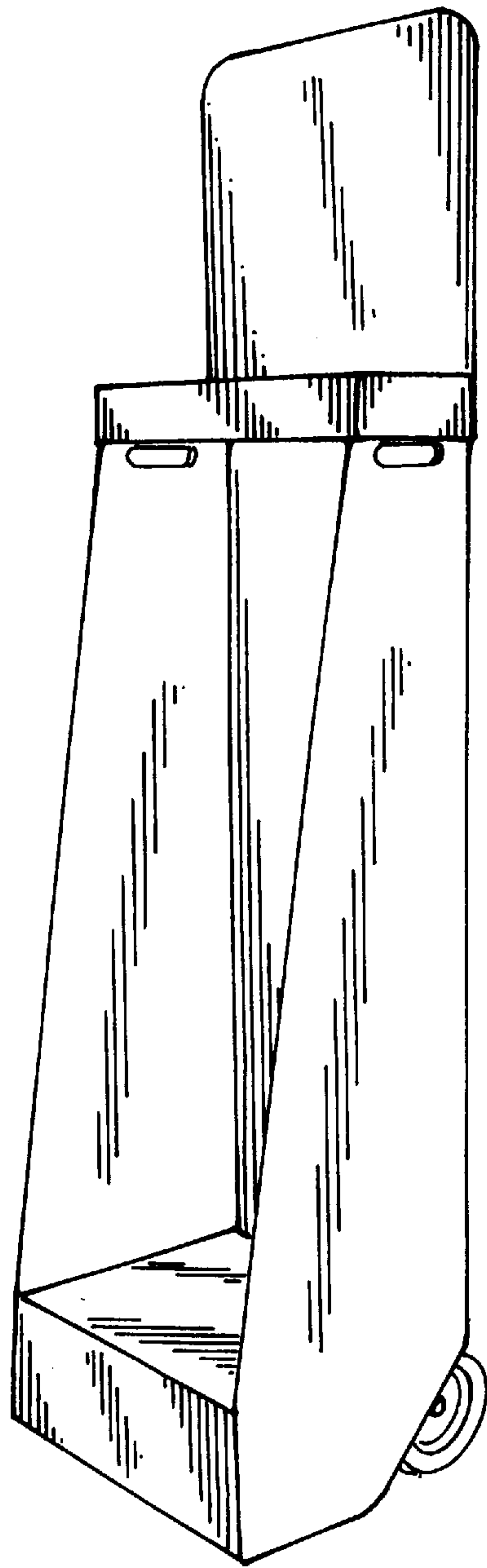


Fig. 1




Fig. 2

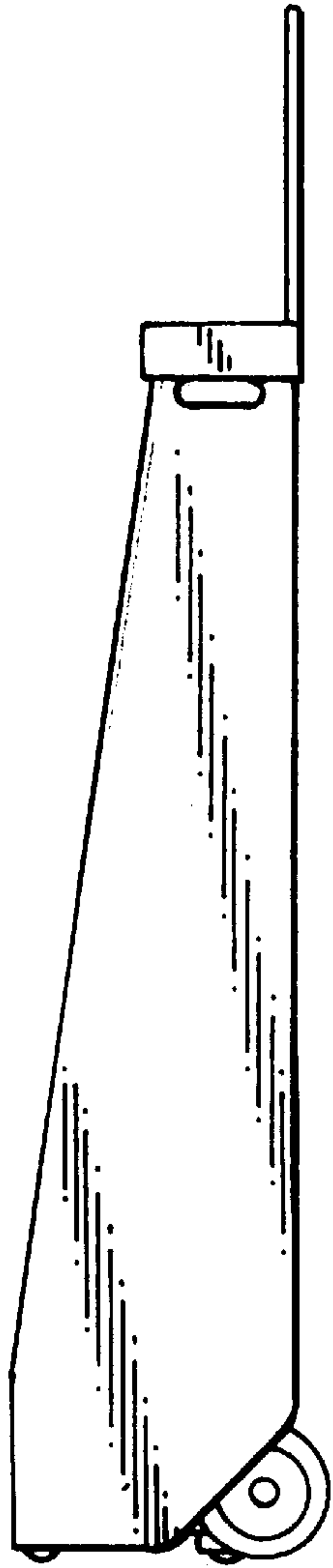


Fig. 3




Fig. 4

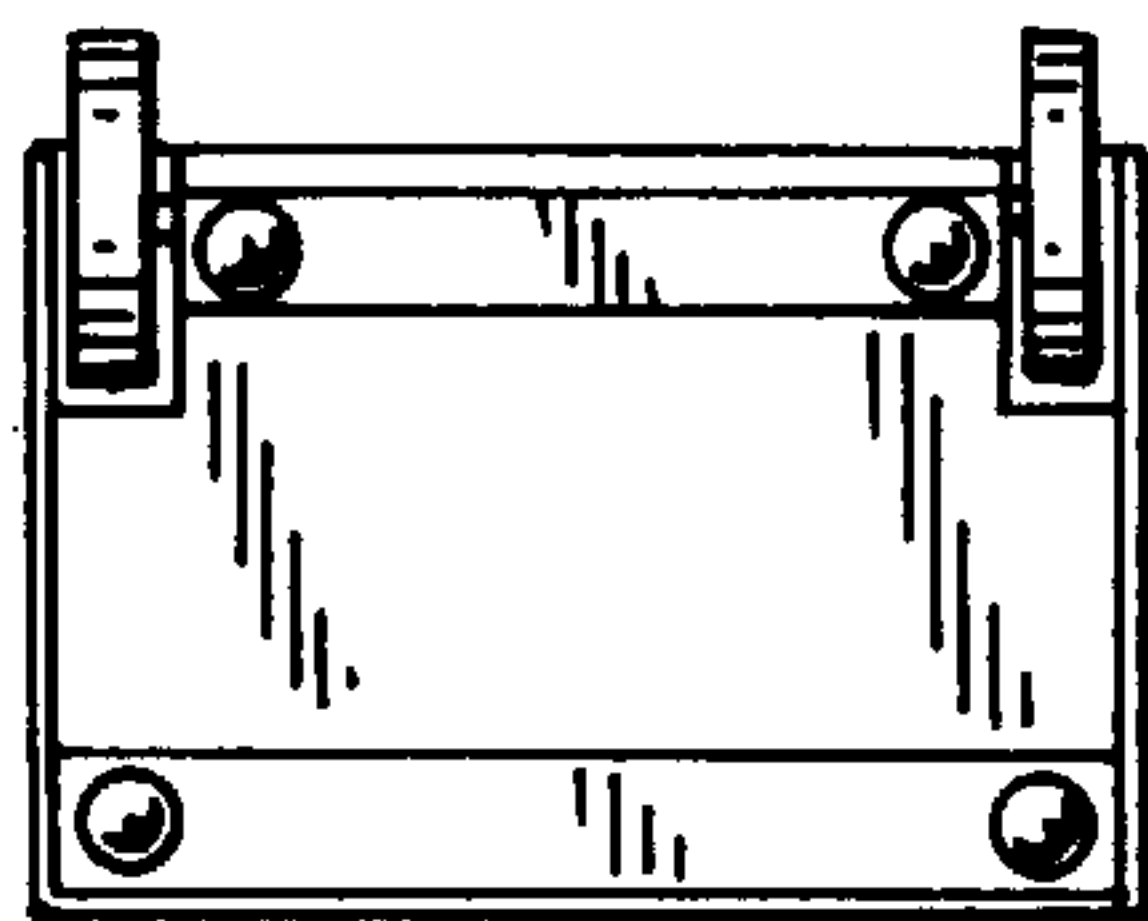


Fig. 5

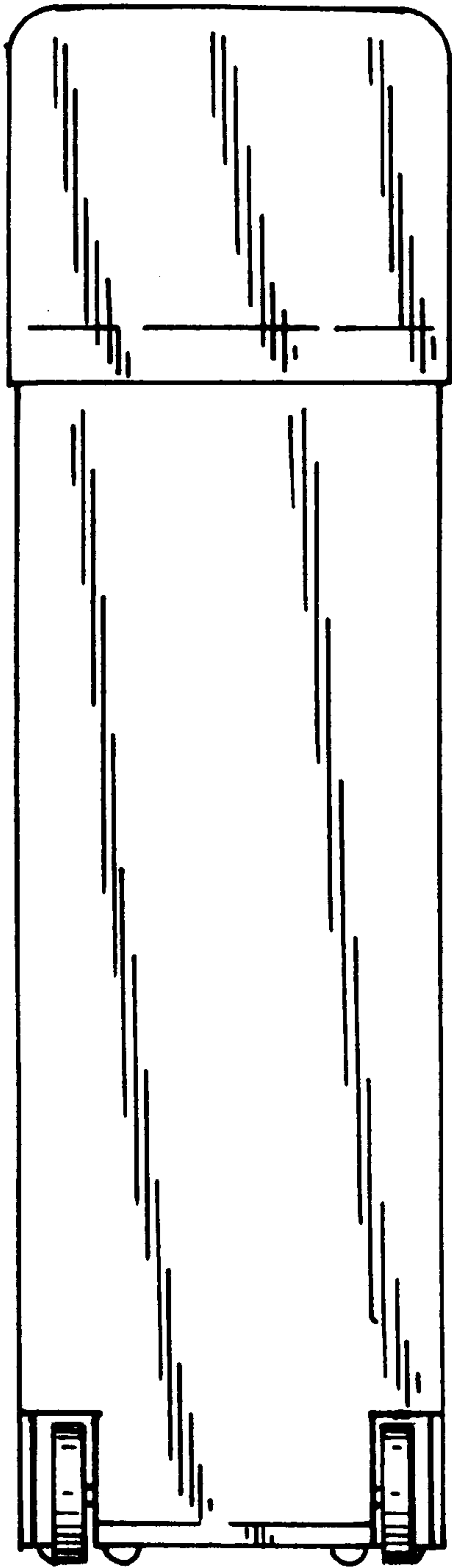


Fig. 6

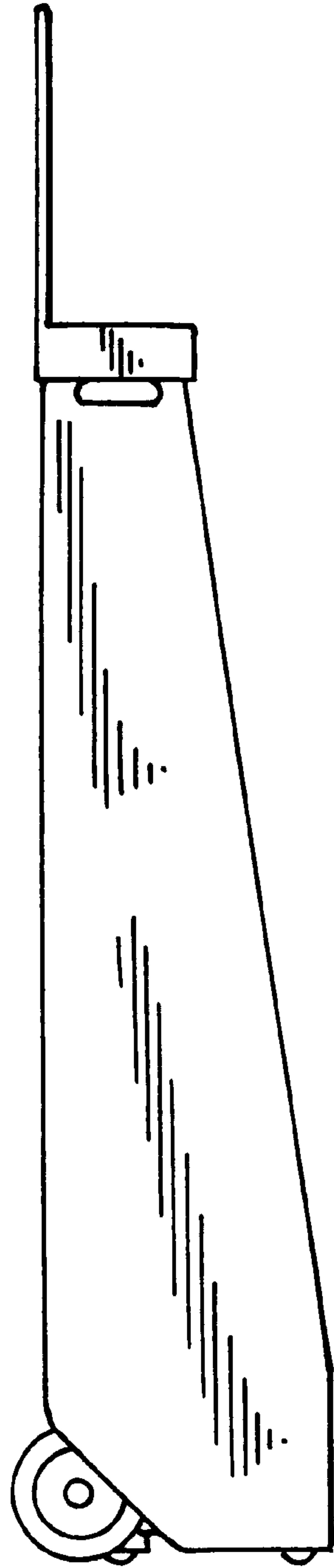


Fig. 7