



US00D421319S

United States Patent [19] Smith

[11] Patent Number: **Des. 421,319**

[45] Date of Patent: **** Feb. 29, 2000**

[54] **EYELASH CURLER**

[76] Inventor: **Lee Smith**, 776 S. Military Trail,
Deerfield Beach, Fla. 33442

[**] Term: **14 Years**

[21] Appl. No.: **29/094,554**

[22] Filed: **Oct. 5, 1998**

[51] **LOC (6) Cl.** **28-03**

[52] **U.S. Cl.** **D28/36; D28/35**

[58] **Field of Search** D28/24, 25, 35,
D28/36, 49, 53, 58; 132/118, 119.1, 148,
217, 218, 227-232, 263, 269; 219/222,
242

[56] **References Cited**

U.S. PATENT DOCUMENTS

D. 220,239	3/1971	Rams et al.	D4/101
D. 260,562	9/1981	Mack et al.	D28/53
D. 302,345	7/1989	Rubin	D28/53
D. 388,543	12/1997	Eguchi et al.	D28/53
D. 405,669	2/1999	Suh	D28/36
2,829,655	4/1958	Bau	132/218
2,988,091	6/1961	Long	132/269

3,863,652	2/1975	Scivoletto	132/118
4,130,122	12/1978	Kennedy	132/238
5,086,793	2/1992	Kingsford	132/218
5,853,010	12/1998	Suh	132/217

FOREIGN PATENT DOCUMENTS

622876	5/1949	United Kingdom	132/217
--------	--------	----------------	-------	---------

Primary Examiner—Ted Shooman
Assistant Examiner—C. Tuttle
Attorney, Agent, or Firm—Myron Amer P.C.



[57] **CLAIM**

The ornamental design for an eyelash curler, as shown and described.

DESCRIPTION

FIG. 1 is a front elevational view of an eyelash curler showing my new design;
FIG. 2 is a top view thereof;
FIG. 3 is a right side elevational view thereof of which the left side elevational view is a mirror image thereof;
FIG. 4 is a rear elevational view thereof; and,
FIG. 5 is a bottom view thereof.

1 Claim, 1 Drawing Sheet



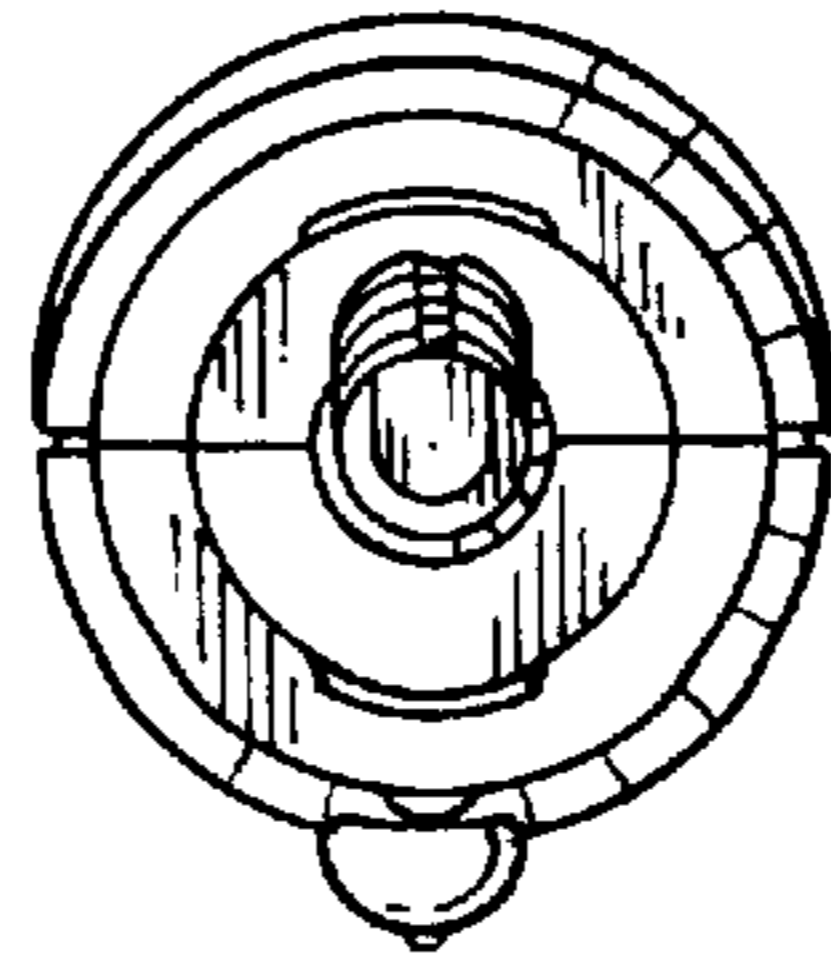


FIG. 2




FIG. 4




FIG. 1




FIG. 3

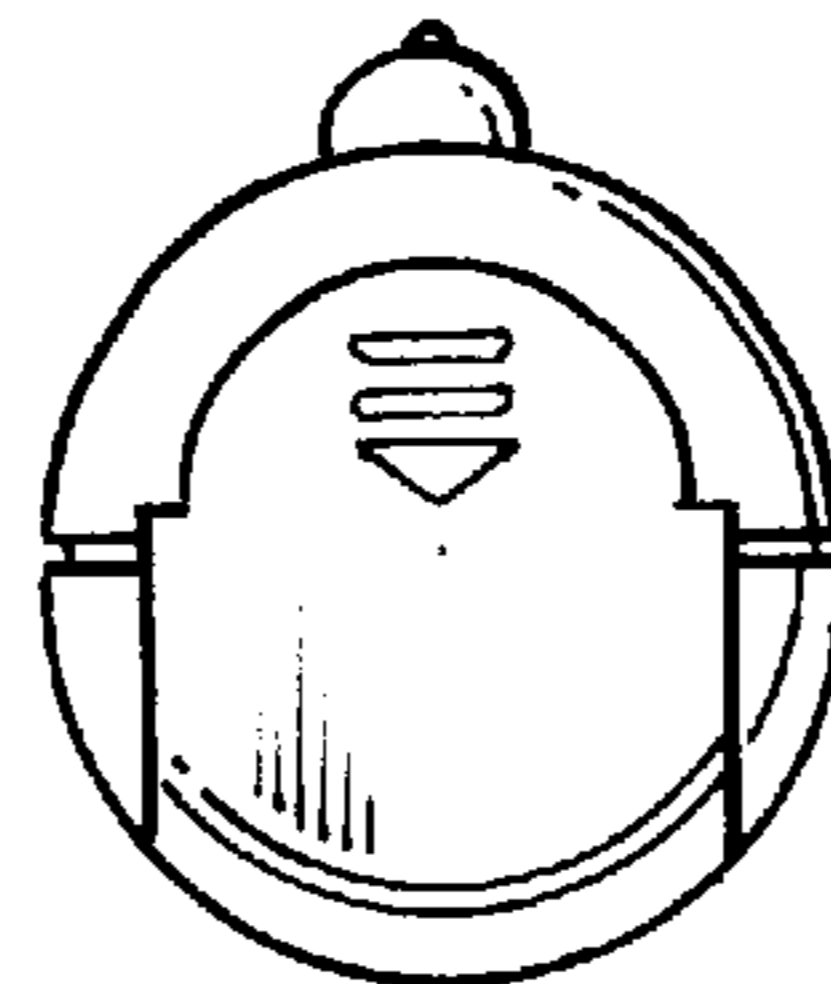


FIG. 5