



US00D421306S

# United States Patent [19]

Meyers et al.

[11] Patent Number: Des. 421,306

[45] Date of Patent: \*\* Feb. 29, 2000

[54] COMBINED NIPPLE AND COLLAR

[75] Inventors: **Brenda J. Meyers**, Reedsburg; **Mark A. Gilbertson**, Sauk City; **Edward A. Raleigh**, Waunakee; **Jean L. Johansen**, Reedsburg, all of Wis.; **Timothy R. Roush**, Rockford, Mich.

[73] Assignee: **Gerber Products Company**, Fremont, Mich.

[\*\*] Term: **14 Years**

[21] Appl. No.: **29/094,899**

[22] Filed: **Oct. 13, 1998**

D. 371,848	7/1996	Searles .	
D. 376,431	12/1996	Roach .	
D. 384,748	10/1997	Dunn .....	D24/196
D. 404,138	1/1999	Meyers et al. ....	D24/197
1,545,436	7/1925	McGeary .	
1,984,839	12/1934	Murray .	
2,655,920	10/1953	Cronin .	
2,822,102	2/1958	Holland .	
3,193,125	7/1965	Fischer .	
3,645,413	2/1972	Mitchell .	
3,648,873	3/1972	Grobbel .....	215/11.3
3,661,288	5/1972	Noll .	
3,787,993	1/1974	Lyon .	
3,858,741	1/1975	Smith, Sr. .	
4,006,836	2/1977	Micallef .	
4,832,214	5/1989	Schrader et al. .	
5,000,581	3/1991	Yata et al. .	
5,322,031	6/1994	Lerner et al. .	

### Related U.S. Application Data

[62] Division of application No. 29/073,776, Jul. 17, 1997, Pat. No. Des. 404,138.

[51] LOC (6) Cl. .... **07-01**

[52] U.S. Cl. .... **D24/197**

[58] Field of Search ..... D24/197, 196, D24/194; 215/11.1, 11.2, 11.3, 11.4, 11.5, 11.6; 606/236

### References Cited

#### U.S. PATENT DOCUMENTS

D. 142,980	11/1945	Bery .....	D24/196
D. 232,905	9/1974	Balenson .	
D. 310,719	9/1990	Donovan .....	D24/197
D. 316,754	5/1991	Lau .	
D. 360,468	7/1995	Fuller .....	D24/196

Primary Examiner—Stella Reid  
Attorney, Agent, or Firm—Price, Heneveld, Cooper, DeWitt & Litton

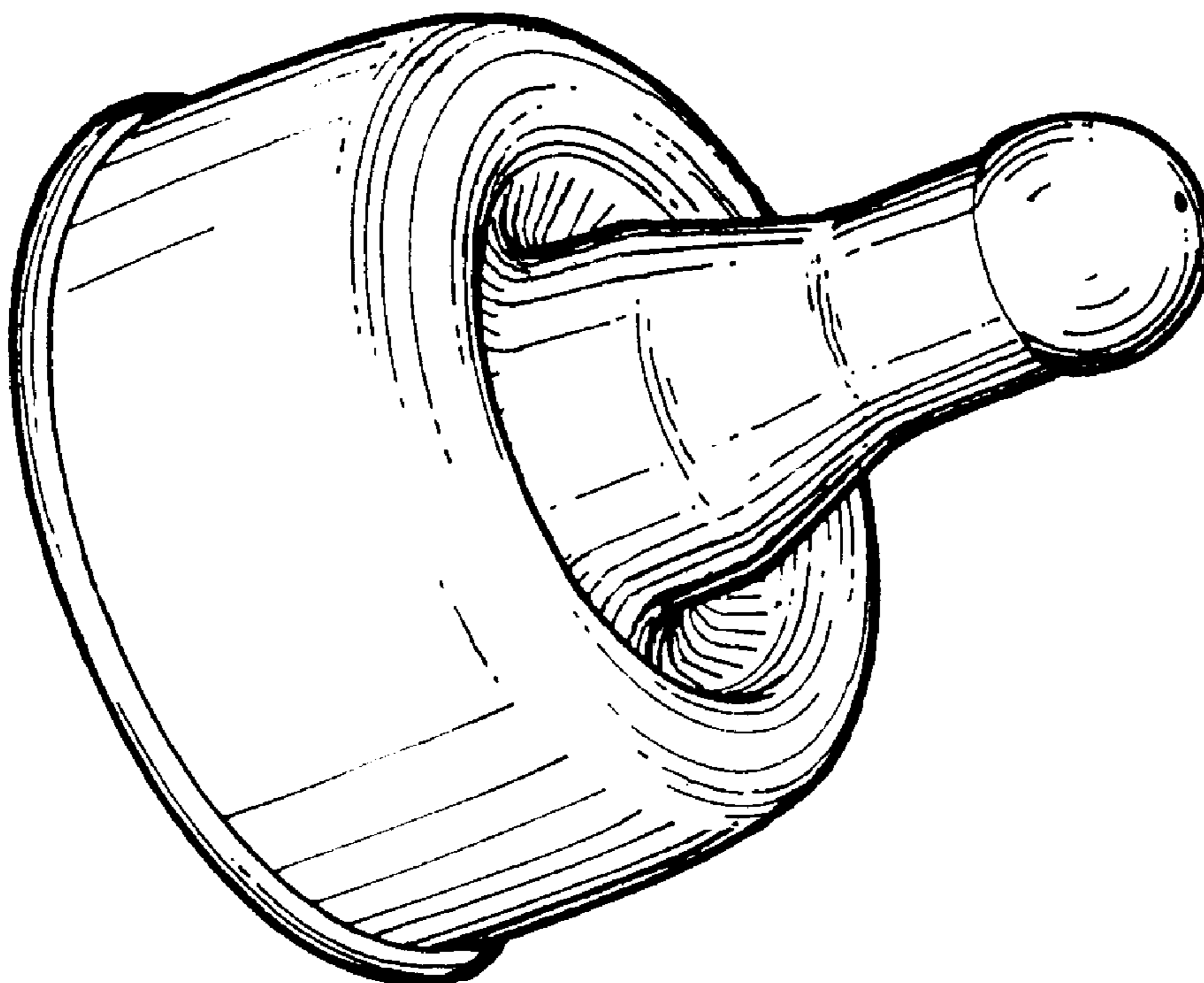
### [57] CLAIM

The ornamental design for a combined nipple and collar, as shown and described.

### DESCRIPTION

FIG. 1 is perspective view of a combined nipple and collar, showing our new design;  
FIG. 2 is a top plan view thereof;  
FIG. 3 is a side elevational view thereof, with all other side elevational views being identical; and,  
FIG. 4 is a bottom plan thereof.

1 Claim, 1 Drawing Sheet



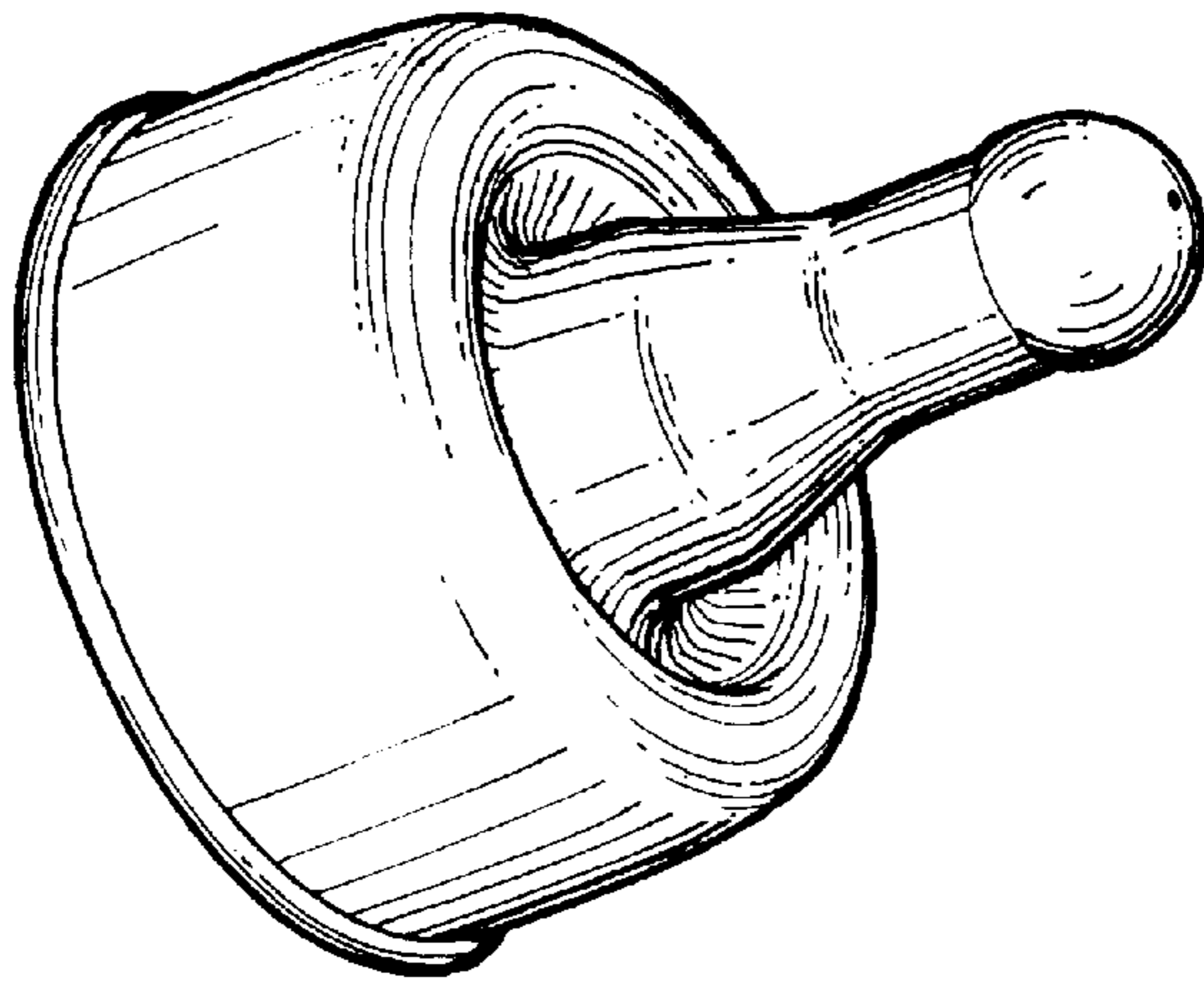


Fig. 1




Fig. 2




Fig. 3

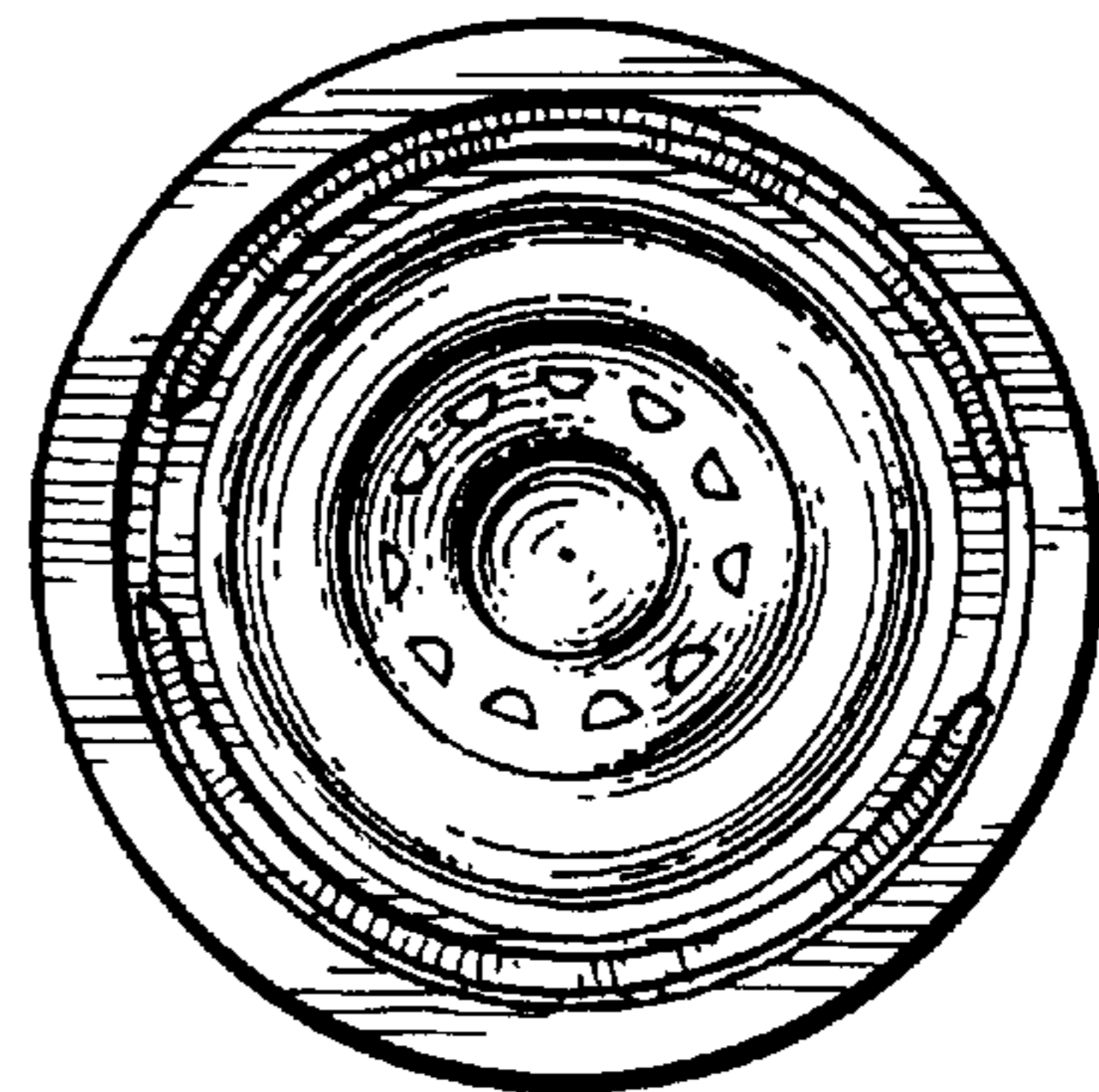


Fig. 4

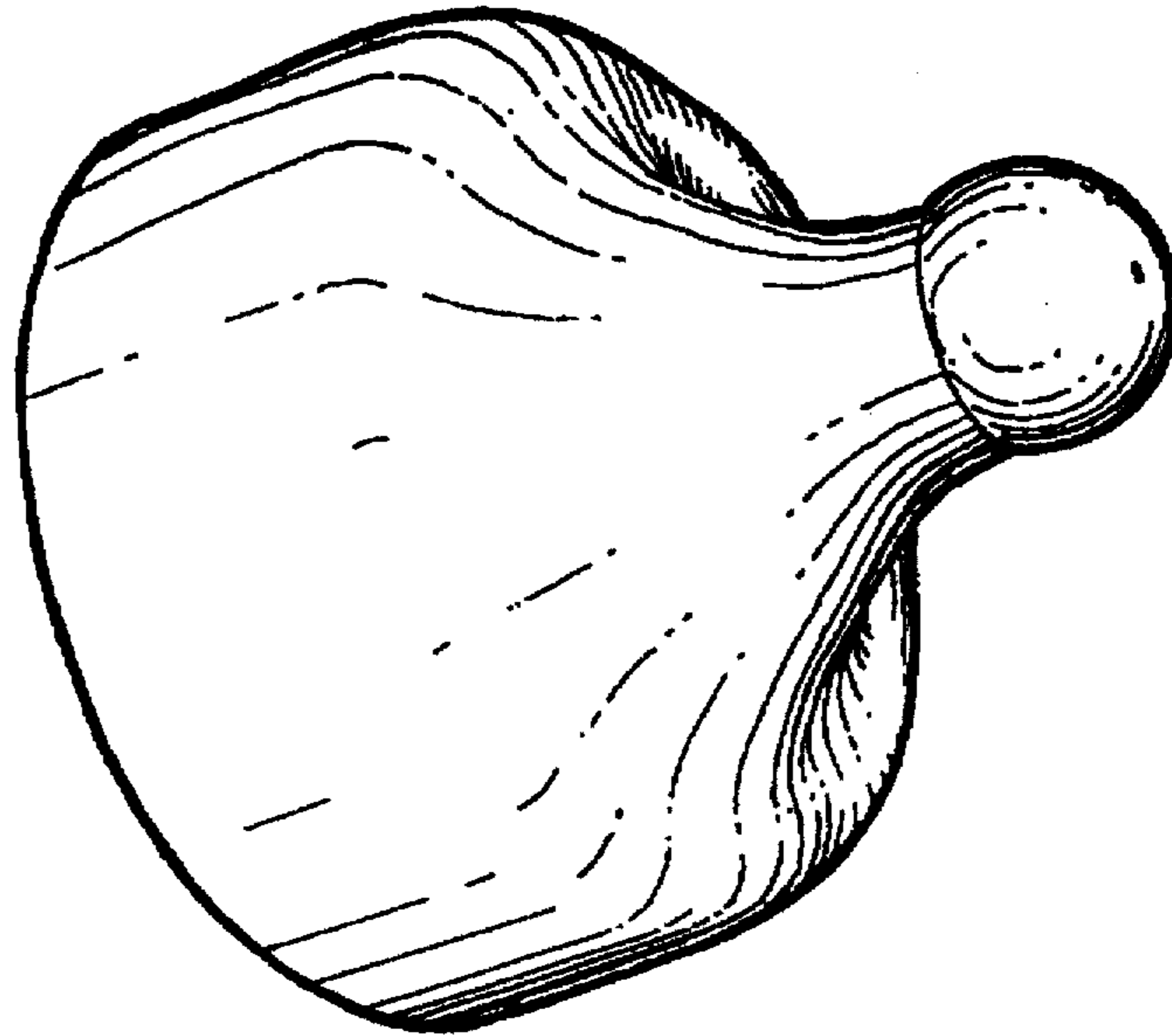
UNITED STATES PATENT AND TRADEMARK OFFICE  
**CERTIFICATE OF CORRECTION**

PATENT NO. : Des. 421,306  
DATED : February 29, 2000  
INVENTOR(S) : Brenda J. Meyers et al.

Page 1 of 2

It is certified that error appears in the above-identified patent and that said Letters Patent is hereby corrected as shown below:

On the Title Page, delete the illustrative figure, and substitute therefore the following illustrative figure.



Figures 1-4 should be deleted, and substitute therefore Figures 1-4 as shown on the attached page.

Signed and Sealed this

Tenth Day of July, 2001

*Nicholas P. Godici*

Attest:

Attesting Officer

NICHOLAS P. GODICI

Acting Director of the United States Patent and Trademark Office

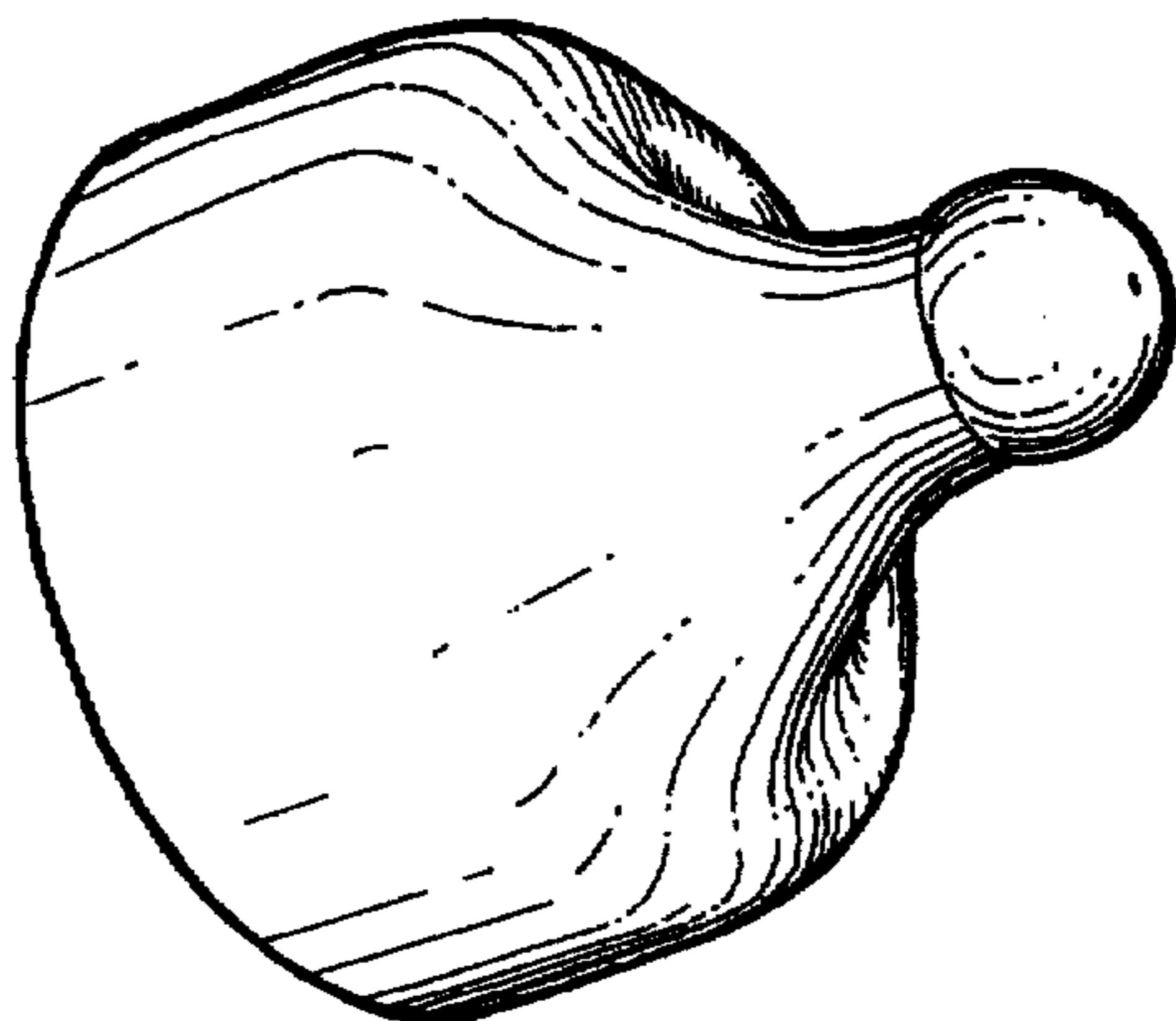


Fig. 1




Fig. 2

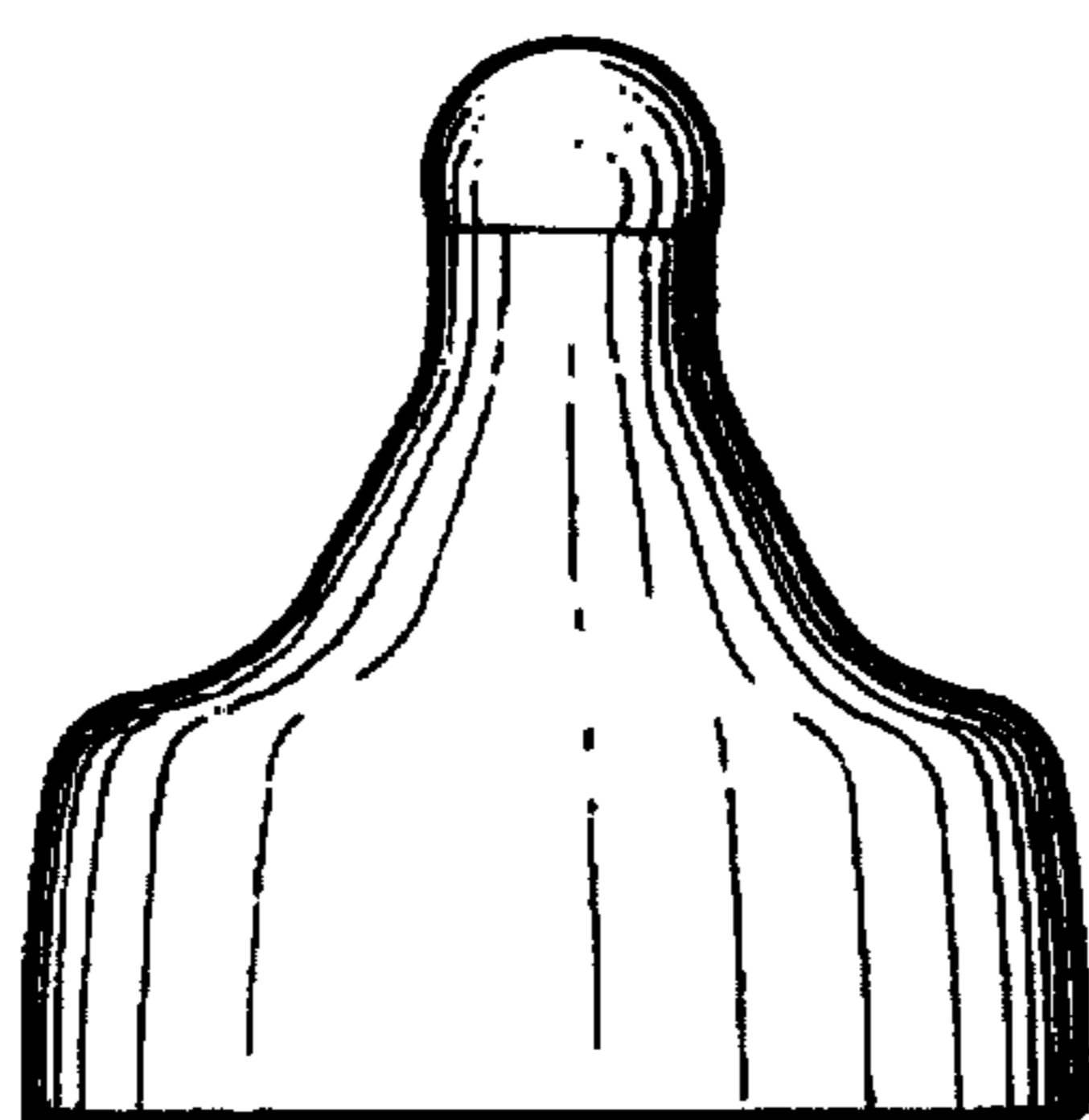


Fig. 3

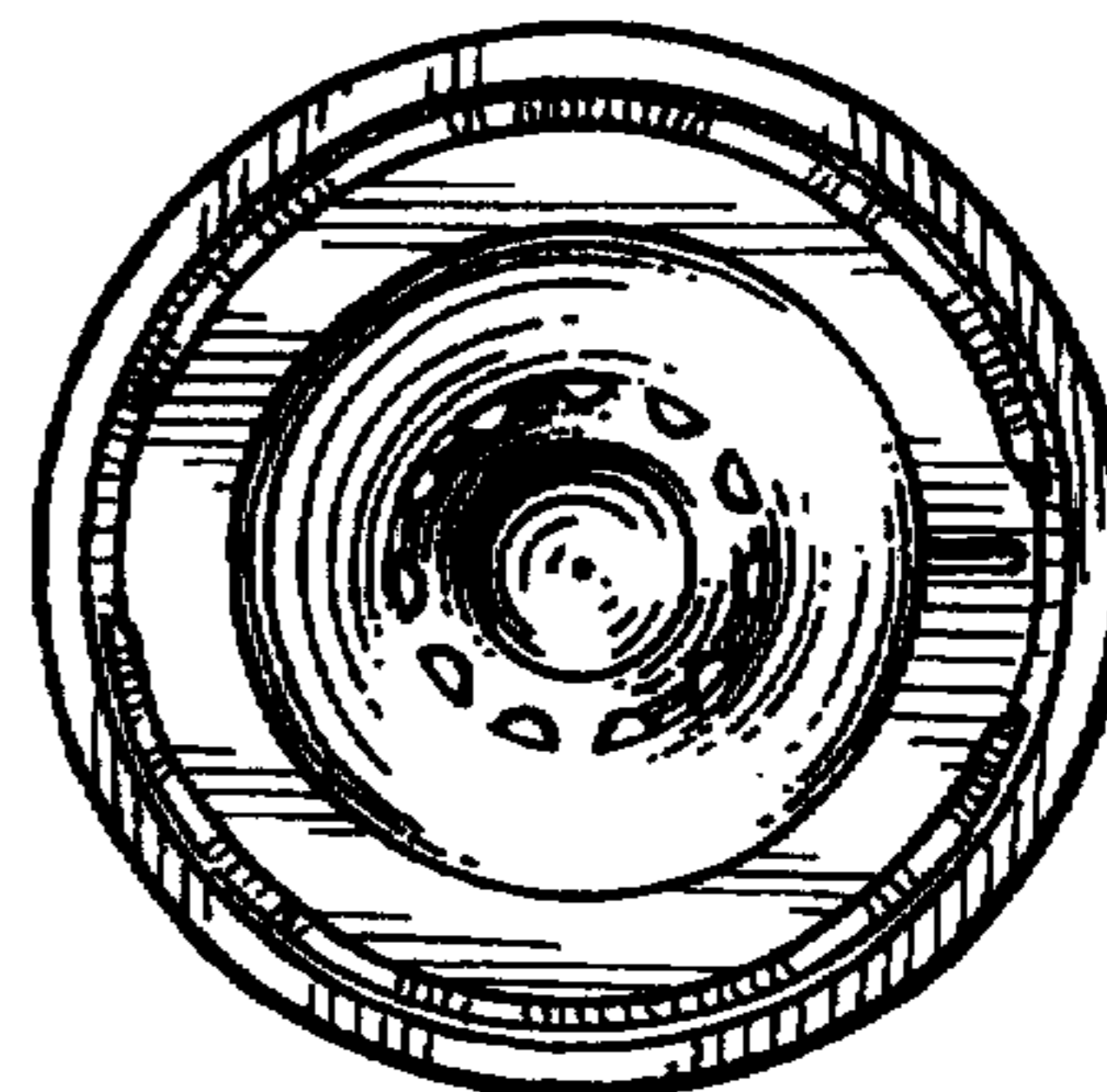


Fig. 4