



US00D421298S

**United States Patent** [19]  
**Kenyon et al.**

[11] **Patent Number: Des. 421,298**  
[45] **Date of Patent: \*\* Feb. 29, 2000**

[54] **FLOW GENERATOR**

[75] Inventors: **Barton John Kenyon**, Wahroonga;  
**Philip Rodney Kwok**, West Pymble;  
**John McBrien Levey**, Darlinghurst, all  
of Australia

[73] Assignee: **ResMed Limited**, North Ryde,  
Australia

[\*\*] Term: **14 Years**

[21] Appl. No.: **29/086,942**

[22] Filed: **Apr. 23, 1998**

[51] **LOC (6) Cl.** ..... **29-02**

[52] **U.S. Cl.** ..... **D24/110**

[58] **Field of Search** ..... D23/355; D24/110,  
D24/164; 128/200.16, 200.18, 203.16, 203.17,  
203.26, 204.14, 204.17; 261/81, DIG. 65

[56] **References Cited**

**U.S. PATENT DOCUMENTS**

Re. 35,295 7/1996 Estes et al. .  
Re. 35,339 10/1996 Rapoport .  
D. 348,927 7/1994 Attolini ..... D24/110

(List continued on next page.)

**FOREIGN PATENT DOCUMENTS**

62221/90 3/1991 Australia .  
33877/93 4/1993 Australia .  
59270/90 5/1993 Australia .  
38508/93 7/1993 Australia .  
48748/93 9/1993 Australia .  
52628/93 7/1994 Australia .  
79174/94 6/1995 Australia .  
34471/95 2/1996 Australia .  
40711/95 4/1996 Australia .  
34354/95 5/1996 Australia .  
39130/95 6/1996 Australia .

(List continued on next page.)

**OTHER PUBLICATIONS**

Puritan Bennett; Companion 318 Nasal CPAP System; May 1993.  
Nellcor Puritan Bennett; Announcing the Goodnight 314 and GoodKnight 318 Nasal CPAP Systems ©1996.  
Puritan Bennett; Clean, Quiet, and Comfortable . . . The Companion's 515 Nasal CPAP System; Jun. 1988.

(List continued on next page.)

*Primary Examiner*—Lisa Lichtenstein  
*Attorney, Agent, or Firm*—Holland & Hart LLP

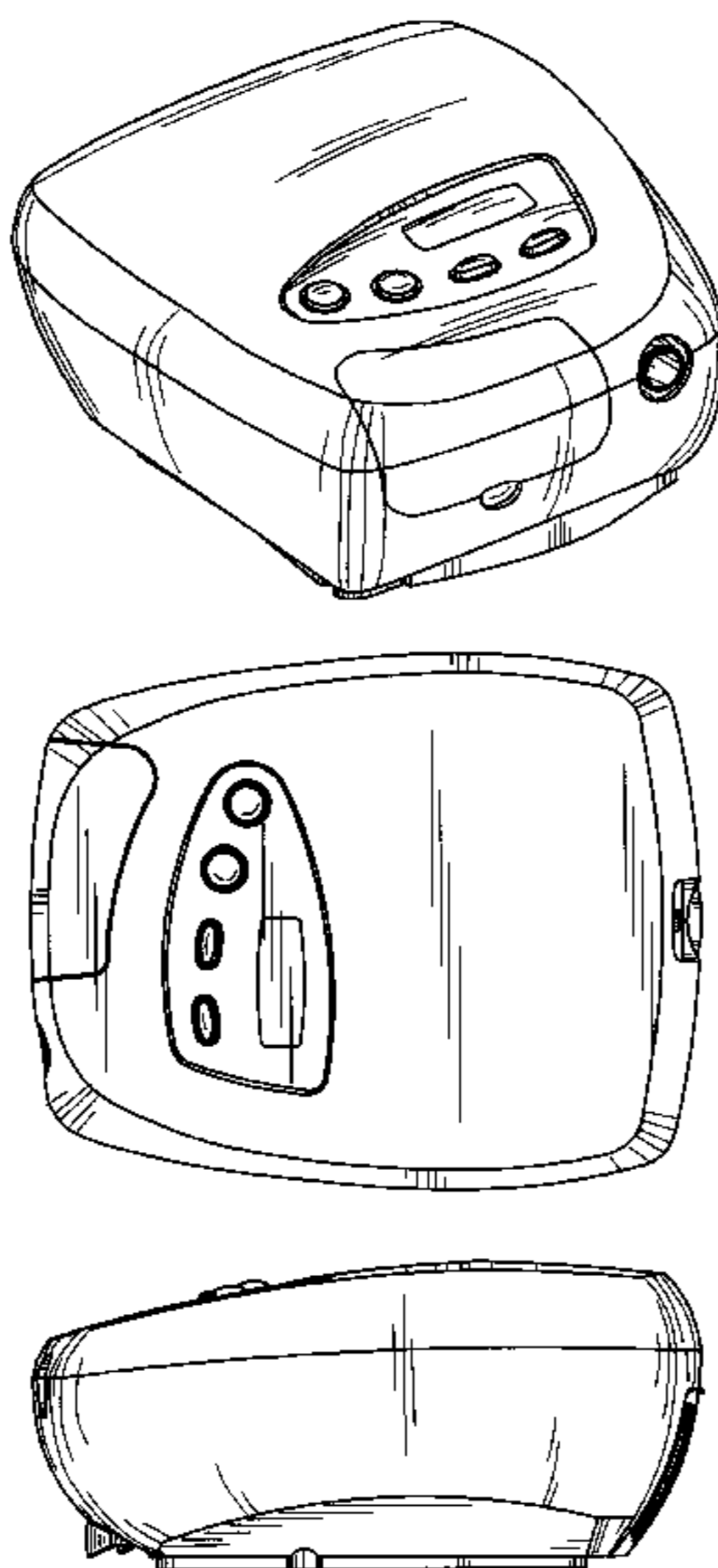
[57] **CLAIM**

The ornamental design for a flow generator, as shown.

**DESCRIPTION**

FIG. 1 is a perspective view of the flow generator of the present invention.  
FIG. 2 is a front end view of the flow generator of the present invention.  
FIG. 3 is a top view of the flow generator of the present invention.  
FIG. 4 is a view of the left side of the flow generator of the present invention.  
FIG. 5 is a view of the right side of the flow generator of the present invention.  
FIG. 6 is a rear view of the flow generator of the present invention.  
FIG. 7 is a bottom view of the flow generator of the present invention.  
FIG. 8 is an exploded front perspective view of the flow generator of the present invention with the handle in an extended position.  
FIG. 9 is an exploded rear perspective view of the flow generator of the present invention with the handle in an extended position and a rear panel in open position.  
FIG. 10 is a left side view of the flow generator of the present invention with the handle in an extended position and the rear panel in an open position; and,  
FIG. 11 is a bottom view of FIG. 10.

**1 Claim, 6 Drawing Sheets**





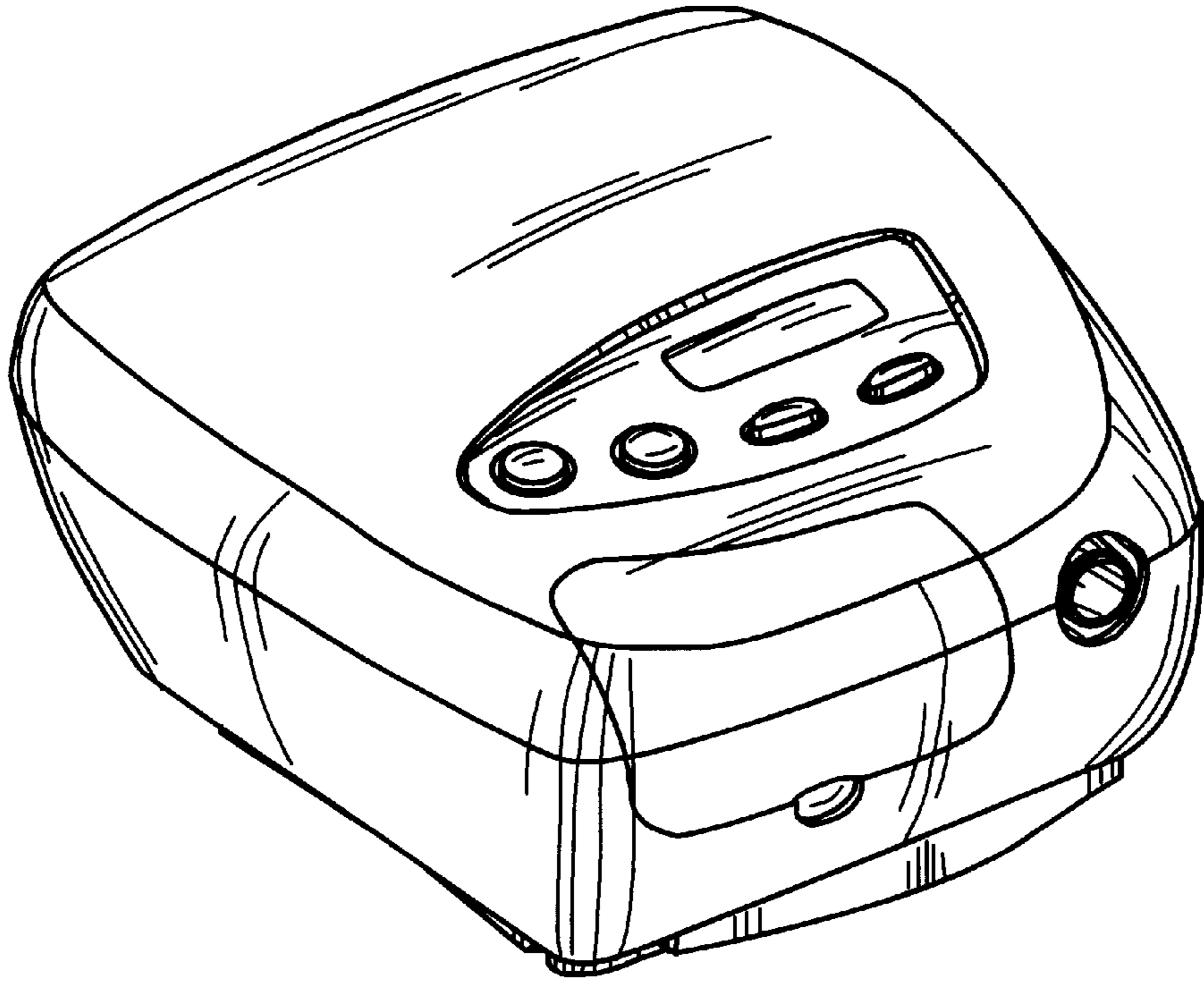


54-104369 8/1979 Japan .  
 60-212607 10/1985 Japan .  
 62-103297 4/1987 Japan .  
 63-275352 11/1988 Japan .  
 2-173397 12/1988 Japan .  
 4-70516 3/1992 Japan .  
 06249741 9/1994 Japan .  
 6-249742 9/1994 Japan .  
 07280609 10/1995 Japan .  
 8019610 1/1996 Japan .  
 1710064 A1 2/1992 Sweden .  
 467041 5/1992 Sweden .  
 1432571 4/1976 United Kingdom .  
 1 444 053 7/1976 United Kingdom .  
 2 077 444 12/1981 United Kingdom .  
 2 147 506 5/1985 United Kingdom .  
 2 164 569 3/1986 United Kingdom .  
 2 205 167 11/1988 United Kingdom .  
 2 254 700 10/1992 United Kingdom .  
 2 271 811 4/1994 United Kingdom .  
 2 294 400 5/1996 United Kingdom .  
 WO 80/01044 5/1980 WIPO .  
 WO 82/03326 10/1982 WIPO .  
 WO 82/03548 10/1982 WIPO .  
 wO 86/05965 10/1986 WIPO .  
 WO 86/06969 12/1986 WIPO .  
 wo 88/10108 12/1988 WIPO .  
 WO 90/14121 11/1990 WIPO .  
 WO 92/11054 7/1992 WIPO .  
 WO 92/15353 9/1992 WIPO .  
 WO 92/22244 12/1992 WIPO .  
 WO 93/08857 5/1993 WIPO .  
 WO 93/09834 5/1993 WIPO .  
 WO 93/21982 11/1993 WIPO .  
 WO 93/24169 12/1993 WIPO .  
 WO 94/16759 8/1994 WIPO .  
 WO 94/20051 9/1994 WIPO .  
 WO 94/23780 10/1994 WIPO .  
 WO 95/32016 11/1995 WIPO .  
 WO 96/16688 6/1996 WIPO .  
 WO 96/40337 12/1996 WIPO .  
 WO 97/02064 1/1997 WIPO .  
 WO 97/10019 3/1997 WIPO .  
 WO 97/10868 3/1997 WIPO .  
 WO 97/15343 5/1997 WIPO .  
 WO 97/28838 8/1997 WIPO .  
 WO 97/41812 11/1997 WIPO .  
 WO 98/06449 2/1998 WIPO .

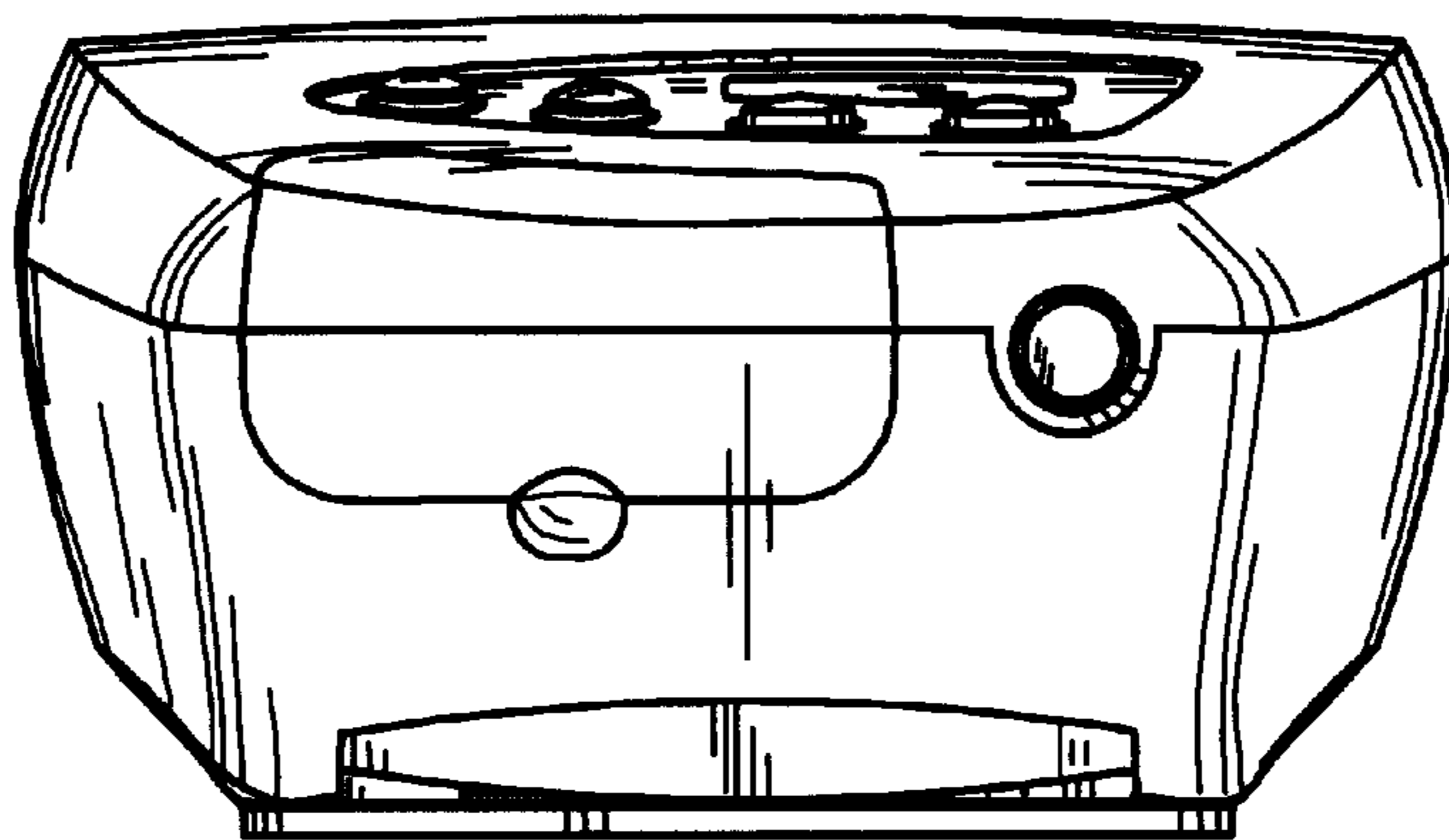
WO 98/25662 6/1998 WIPO .  
 WO 98/33433 8/1998 WIPO .  
 WO 98/35715 8/1998 WIPO .  
 WO 98/36245 8/1998 WIPO .  
 WO 98/36338 8/1998 WIPO .  
 WO 98/47554 10/1998 WIPO .  
 WO 9857691 12/1998 WIPO .

## OTHER PUBLICATIONS

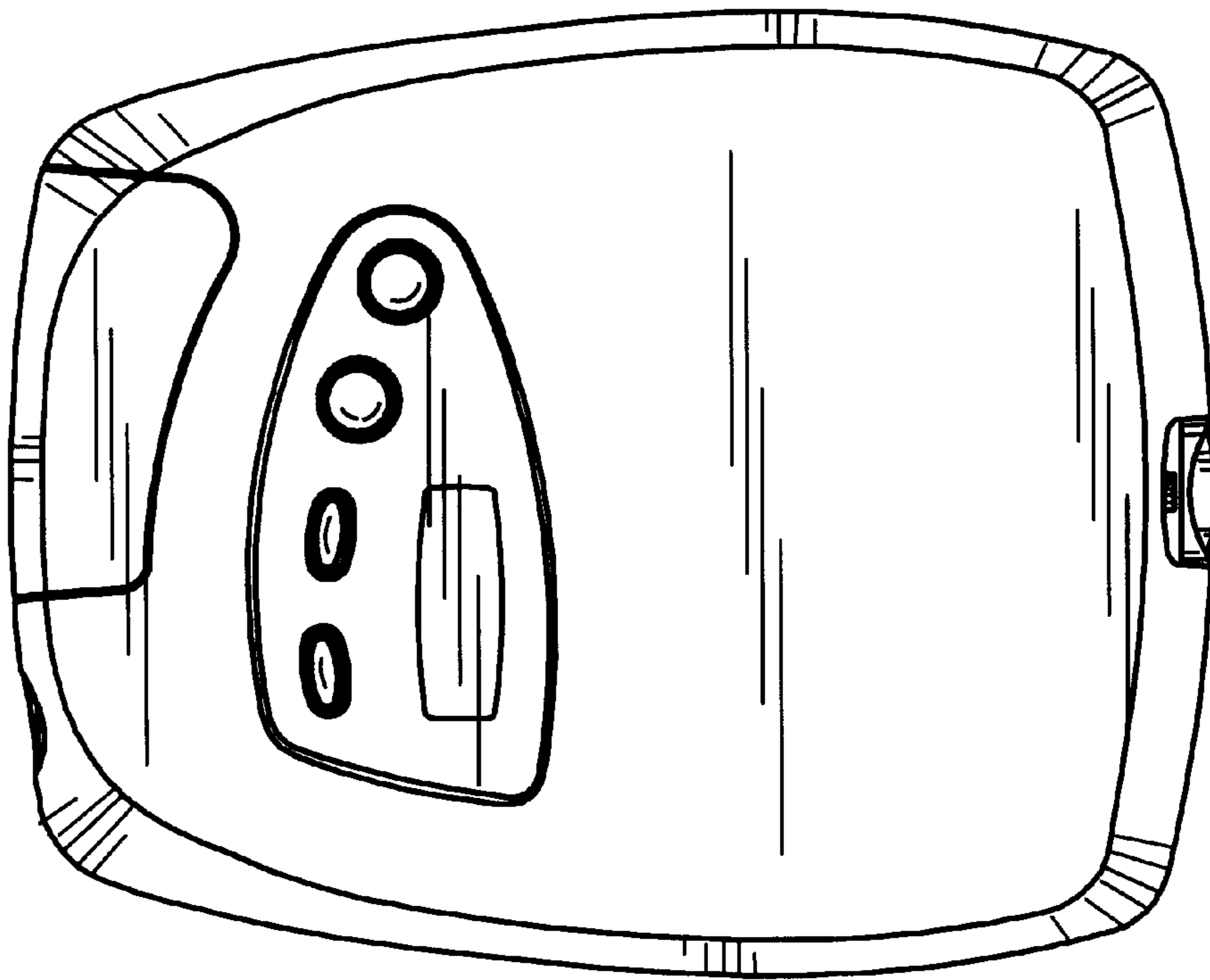
Sunrise; DeVilbiss Horizon LT 8001 Nasal CPAP Therapy Small in Size, big on features; Aug. 1997.  
 Devilbiss; Revitalizer Soft Start; The Facts Speak for Themselves; 1992.  
 Respironics Inc.; Respironics' Solo CPAP System Provides Simplified OSA Therapy at an Outstanding value; Sep. 19, 1996.  
 Respironics Inc.; The First Family of OSA Therapy; 1991.  
 Weinmann:Hamburg; Somnotron nCPAP-Great WM 2300; Nov. 1991.  
 Puritan Bennett; 515a Part of Our Blueprint for the Future; Mar. 1990.  
 Puritan Bennett; Companion 320 I/E Bi-Level Respiratory System; Apr. 1993.  
 ResMed; The Sullivan V Family of CPAP Systems; 1996.  
 ResMed; The AutoSet Portable II; 1997.  
 ResMed; The Sullivan IIID; 1995.  
 ResMed; The Sullivan Comfort; 1996.  
 DeVilbiss a Division of Sunrise Medical; Expand your Horizons With The Horizons; 1995.  
 Healthdyne Technologies; Home Health Care Dealer; The Journal of Home Medical Equipment and Services/Supplier; Nov. and Dec. 1997.  
 Lifecare; Quiet CPAP System for Maximum Compliance; 1991.  
 Lifecare; Software Nasal Mask, Custom Nasal Masks; 1991.  
 Respironics Inc.; Multiple Choice REMstar Choice Nasal CPAP System; 1993.  
 MaxII nCPAP and Moritz II Bi-Level Brochure.  
 Derwent: Flowmeter for fluids-has turbine transducer and volumetric sensor for simultaneous calibration.  
 Mark Kantrowitz, Erik Horskotte and Cliff Joslyn; "Answers to Frequently Asked Questions about Fuzzy Logic and Fuzzy Expert Systems" Version 1.24 last Modified Feb. 20, 1996.



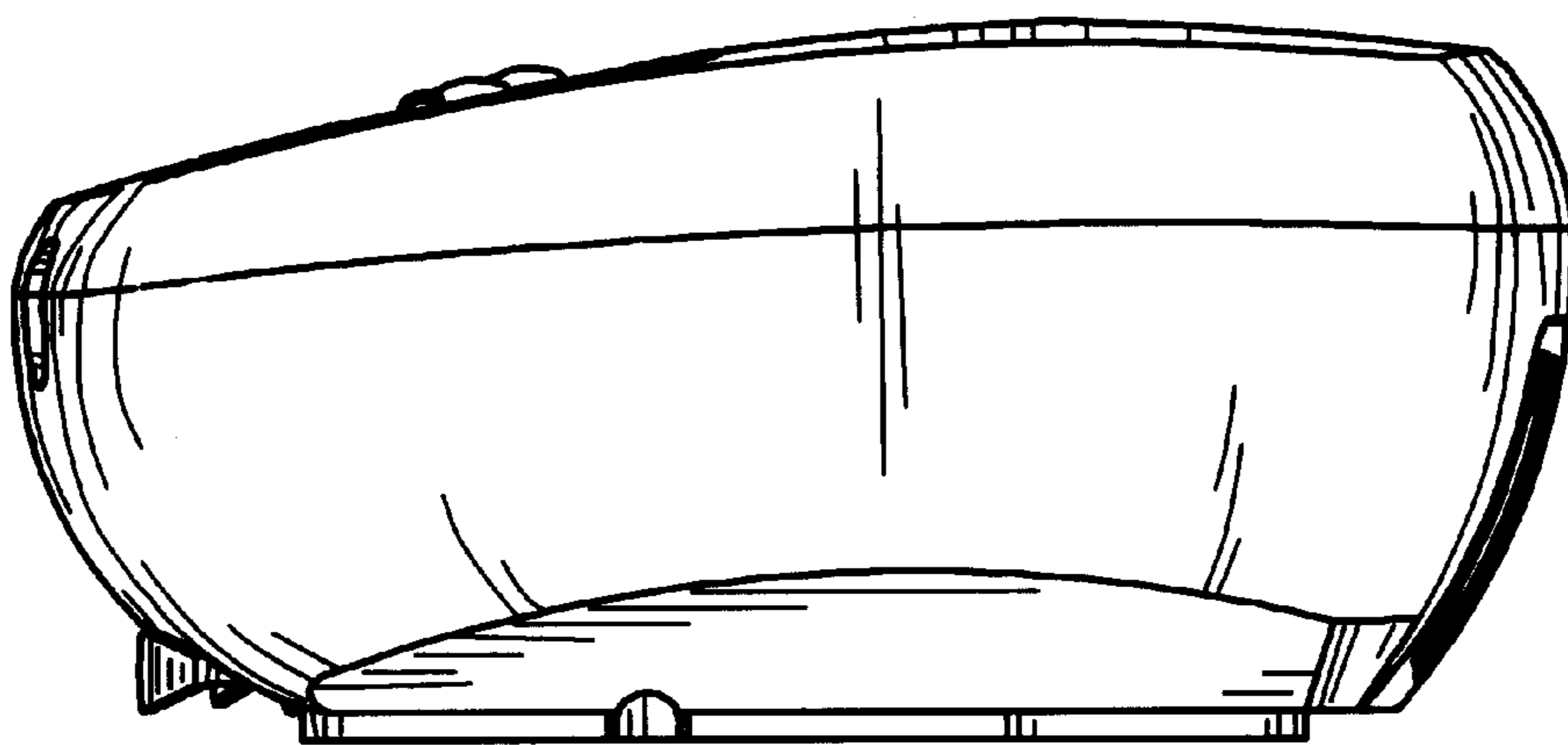
**Fig. 1**



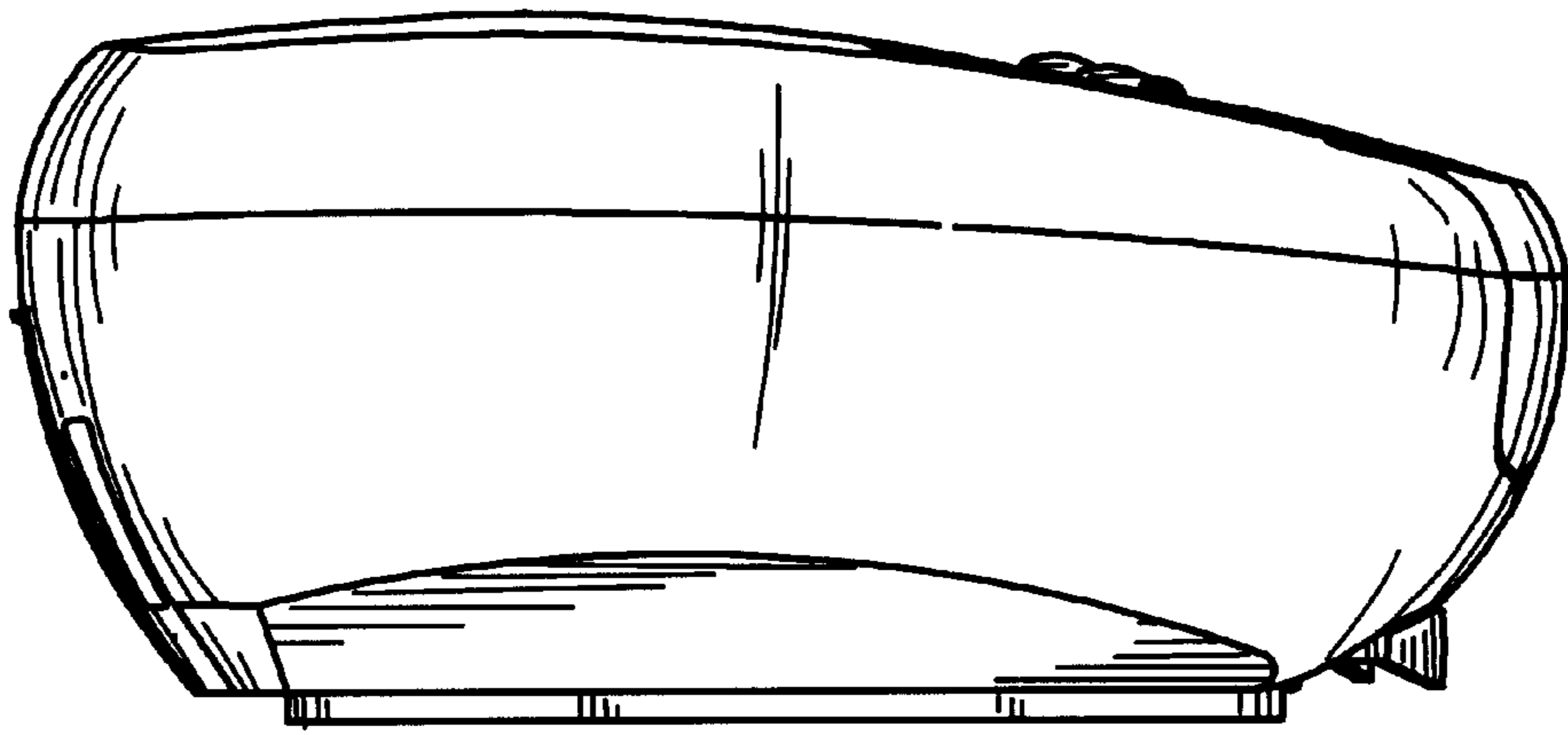
**Fig. 2**




**Fig. 3**



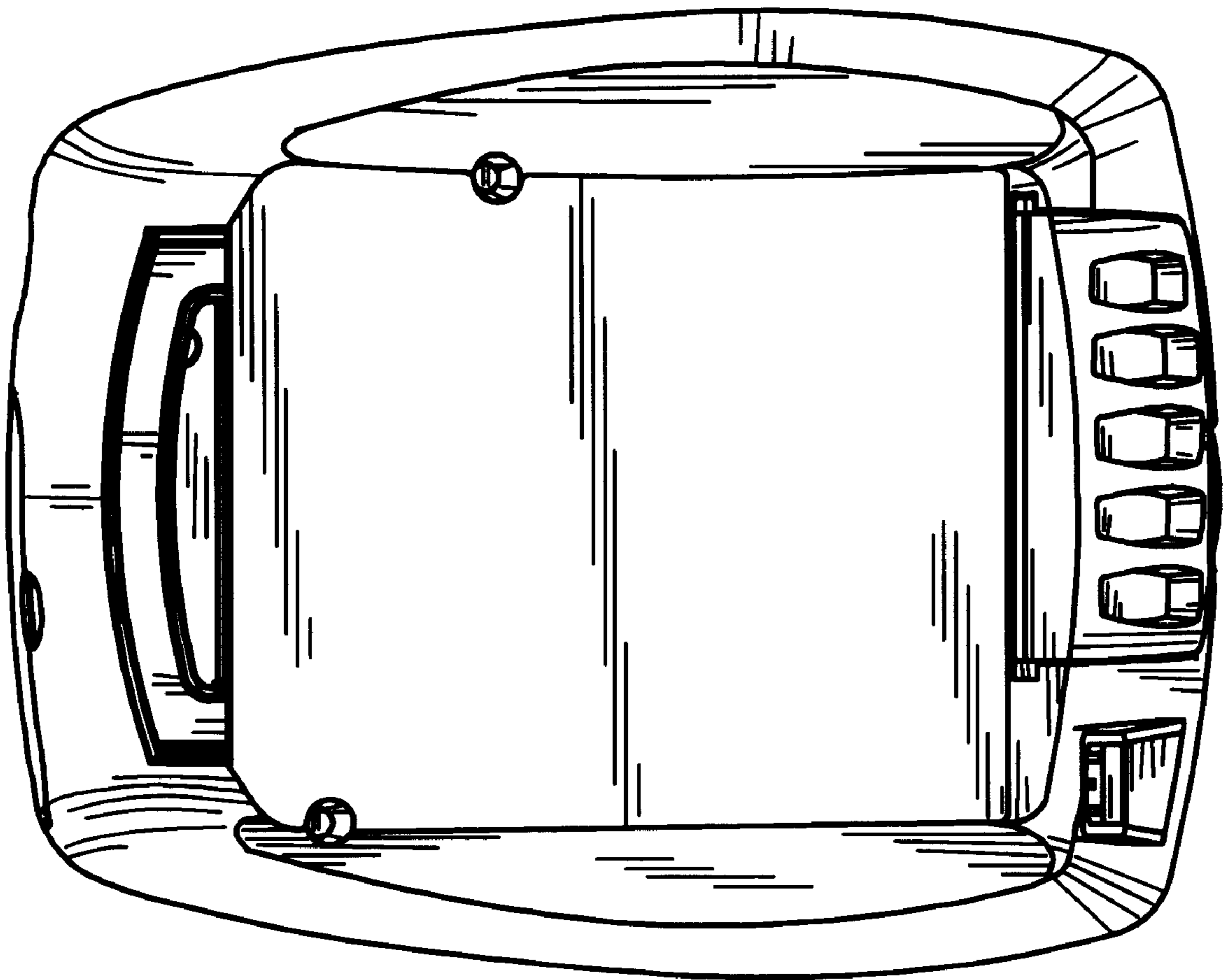
**Fig. 4**



**Fig. 5**

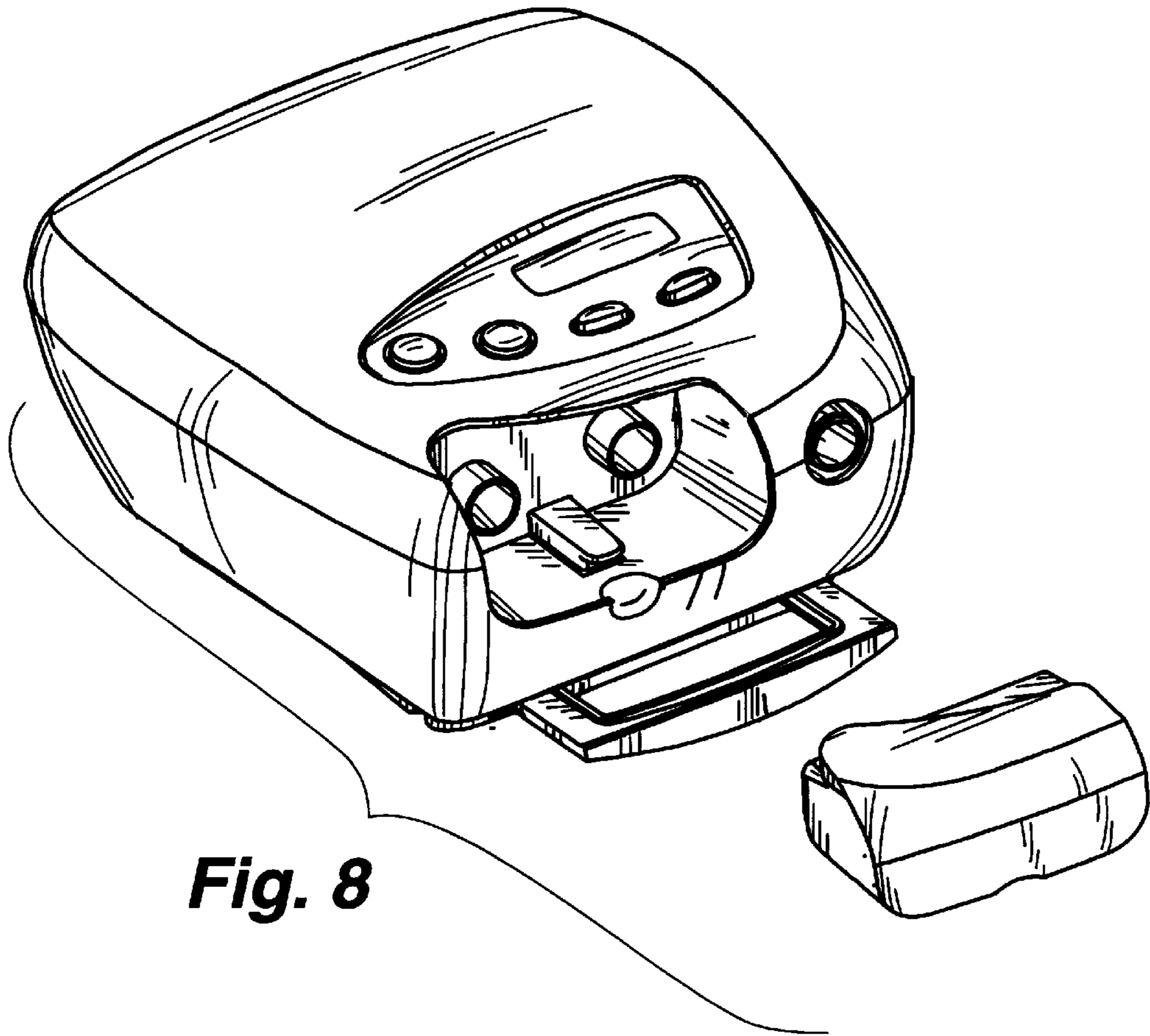


**Fig. 6**

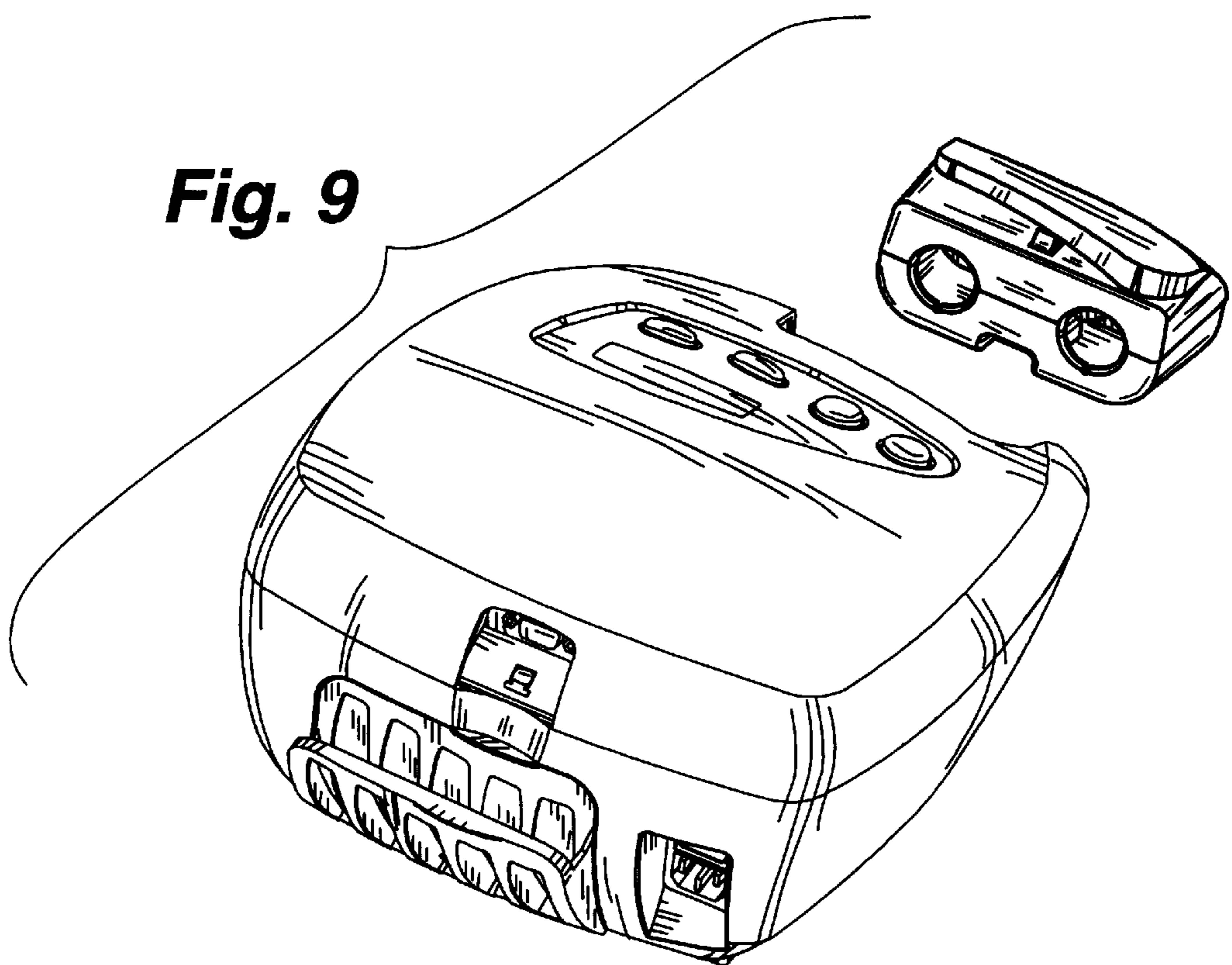


***Fig. 7***



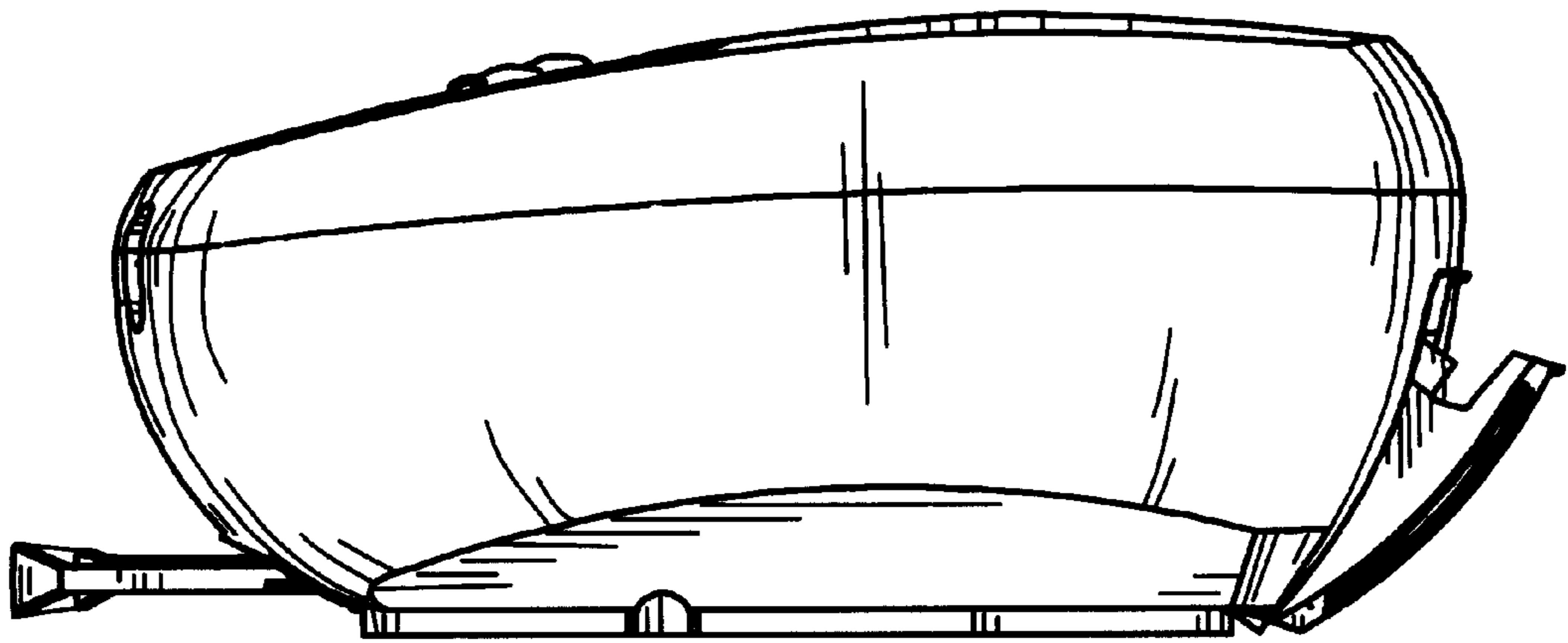


**Fig. 8**

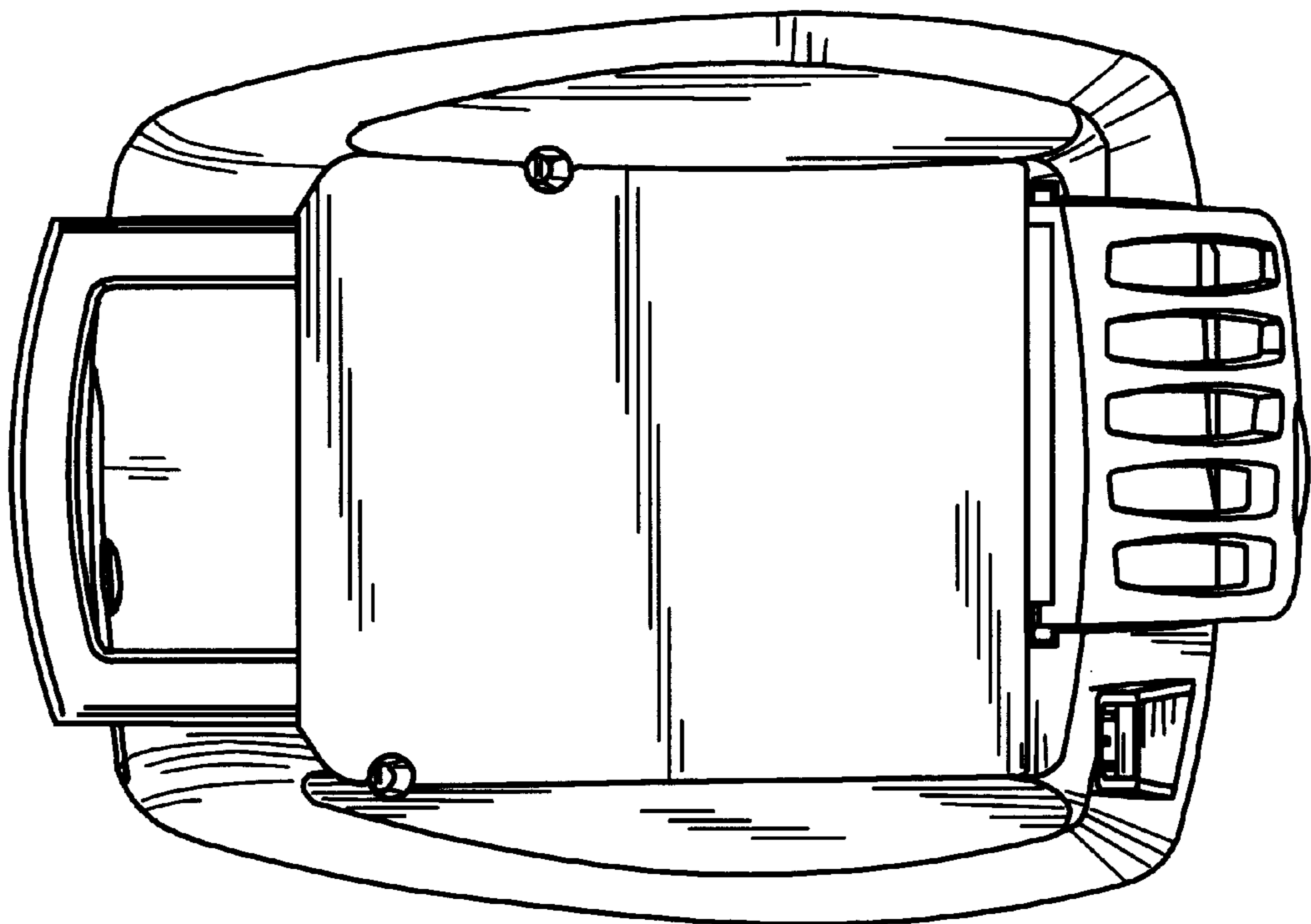


**Fig. 9**





**Fig. 10**



**Fig. 11**