



US00D421272S

United States Patent [19] Patel

[11] **Patent Number: Des. 421,272**

[45] **Date of Patent: ** Feb. 29, 2000**

[54] **DOCUMENTS HOLDER**

[75] Inventor: **Jitendra S. Patel**, Jackson Heights, N.Y.

[73] Assignee: **Sitlax, Ltd.**, Woodside, N.Y.

[**] Term: **14 Years**

[21] Appl. No.: **29/085,210**

[22] Filed: **Mar. 18, 1998**

[51] **LOC (6) Cl.** **19-02**

[52] **U.S. Cl.** **D19/90; D6/504; D6/631; D19/86**

[58] **Field of Search** D1/101, 102, 105; D7/631, 632, 504; D19/65, 75, 78, 86, 90, 91, 99, 100; 248/152, 174; 229/87.08, 107; 206/557; 211/10, 11, 13.1, 41.1, 42, 45, 49.1, 50, 85.18, 126.13

[56] **References Cited**

U.S. PATENT DOCUMENTS

- D. 282,338 1/1986 Putt D7/504
- D. 318,984 8/1991 Wickham et al. D7/601

- D. 383,589 9/1997 Morales D1/111
- D. 412,770 8/1999 Martinez et al. D1/101
- 2,490,779 12/1949 Butcher 229/107
- 3,294,229 12/1966 McConnell et al. 206/223
- 3,446,416 5/1969 Epstein 206/557
- 4,501,367 2/1985 Potts 211/85.4
- 5,364,016 11/1994 Capy et al. 229/87.03

Primary Examiner—Martie K. Holtje
Attorney, Agent, or Firm—Lerner, David, Littenberg, Krumholz & Mentlik, LLP

[57] **CLAIM**

The ornamental design for a documents holder, as shown and described.

DESCRIPTION

FIG. 1 is a perspective view of a documents holder showing my new design;
FIG. 2 is a front elevation view thereof;
FIG. 3 is a top plan view thereof
FIG. 4 is a rear view thereof;
FIG. 5 is a bottom plan view thereof;
FIG. 6 is a left side view thereof; and,
FIG. 7 is a right side view thereof.

1 Claim, 2 Drawing Sheets

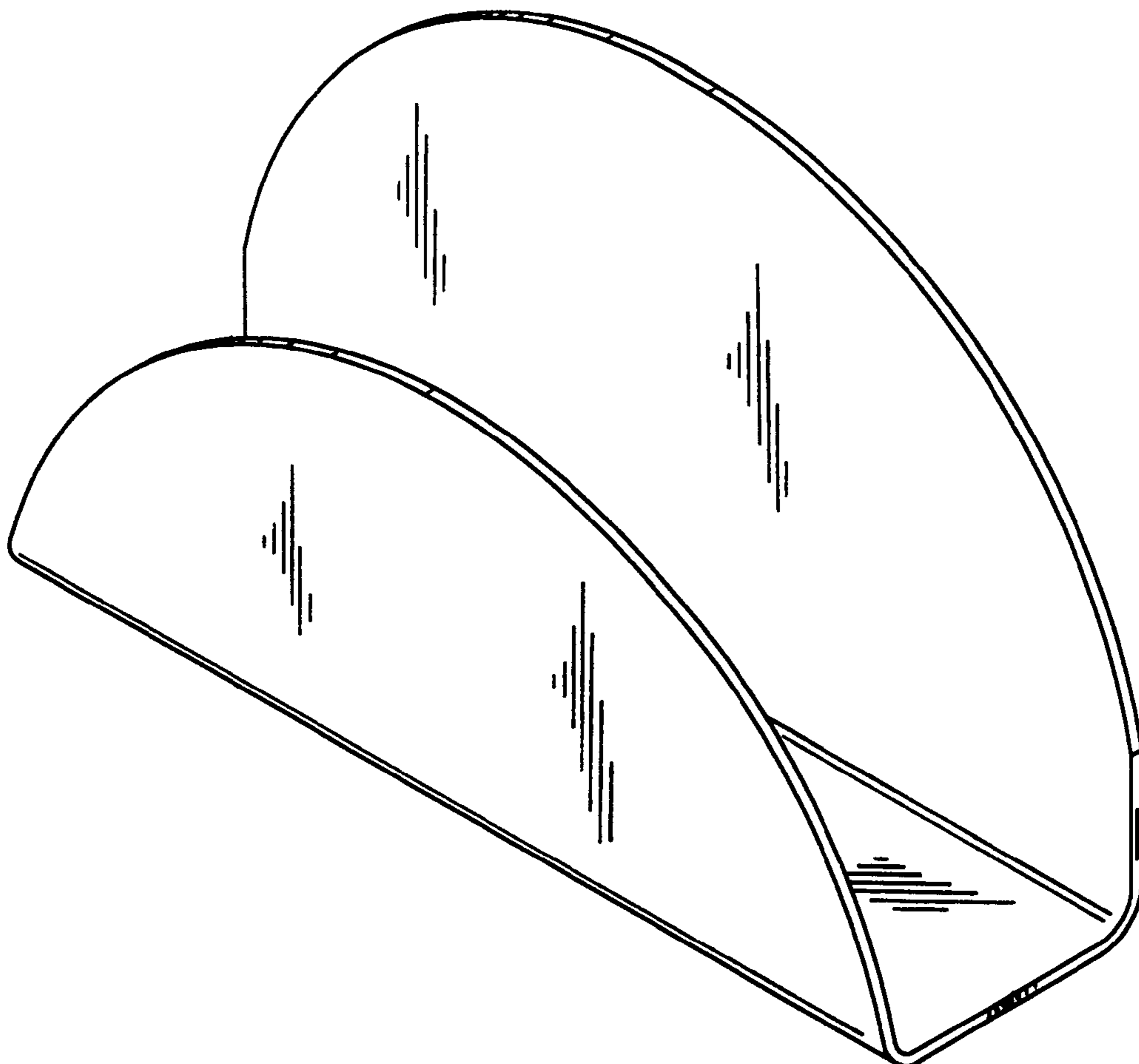


FIG. 1

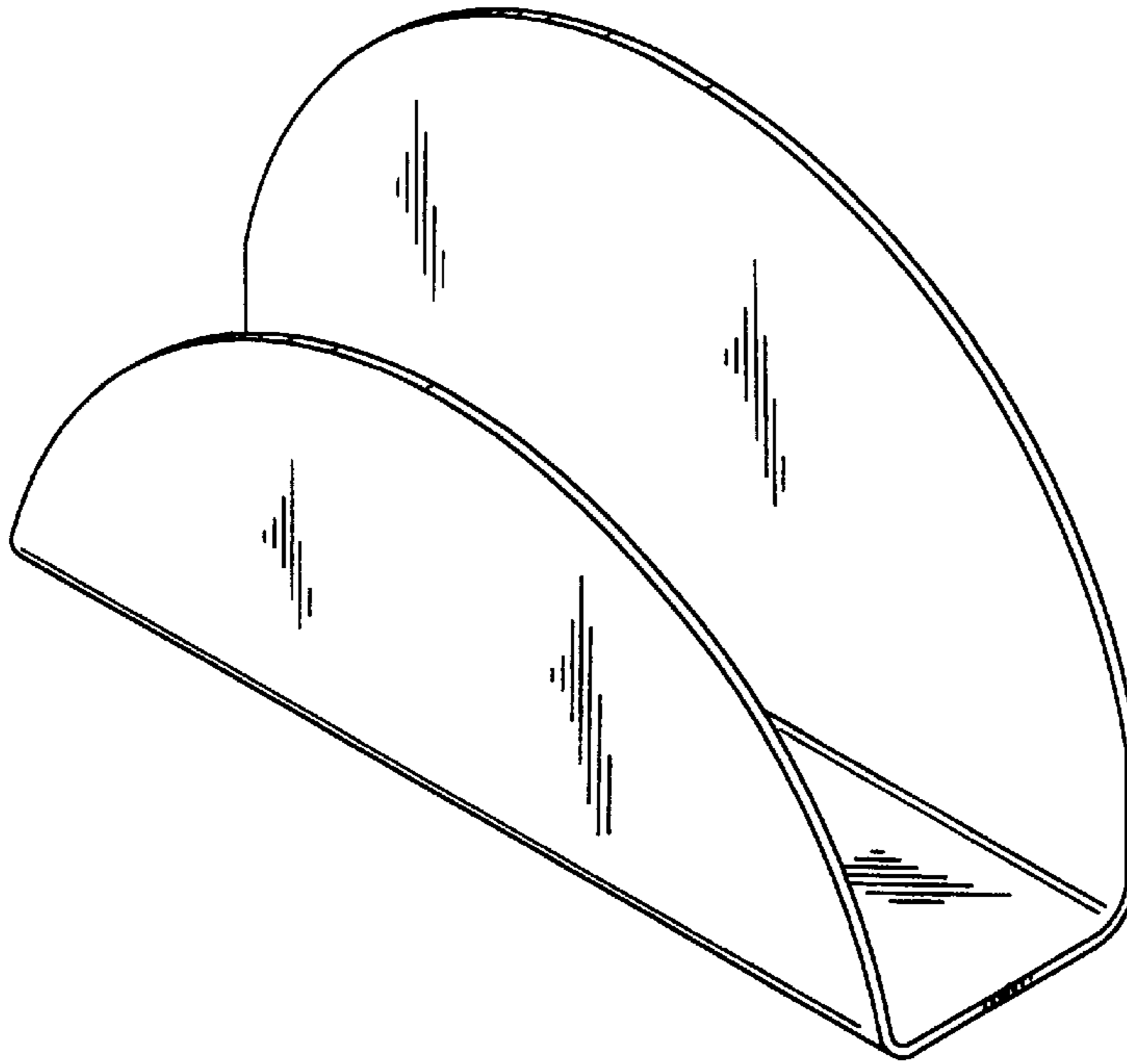


FIG. 2

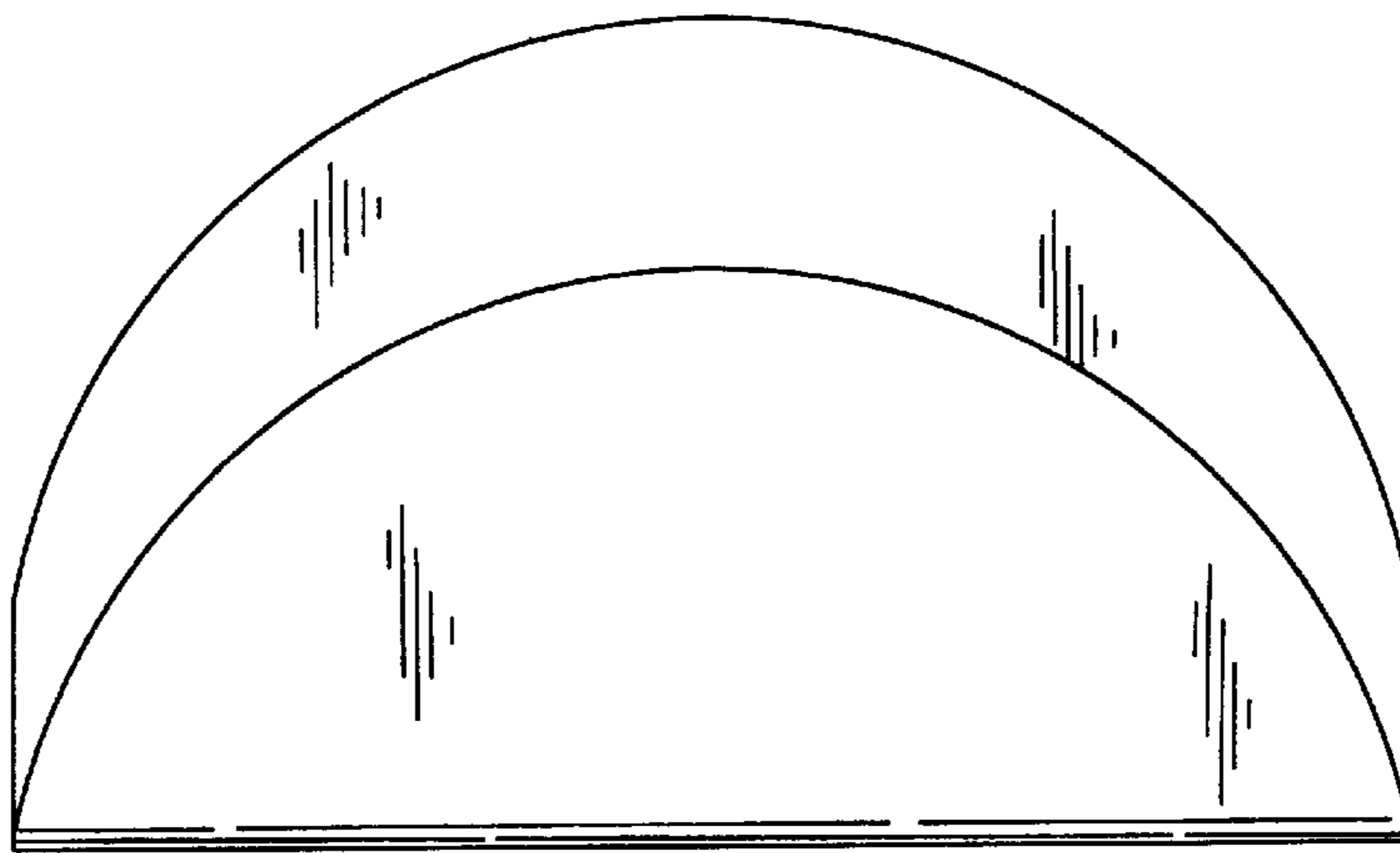


FIG. 3




FIG. 4

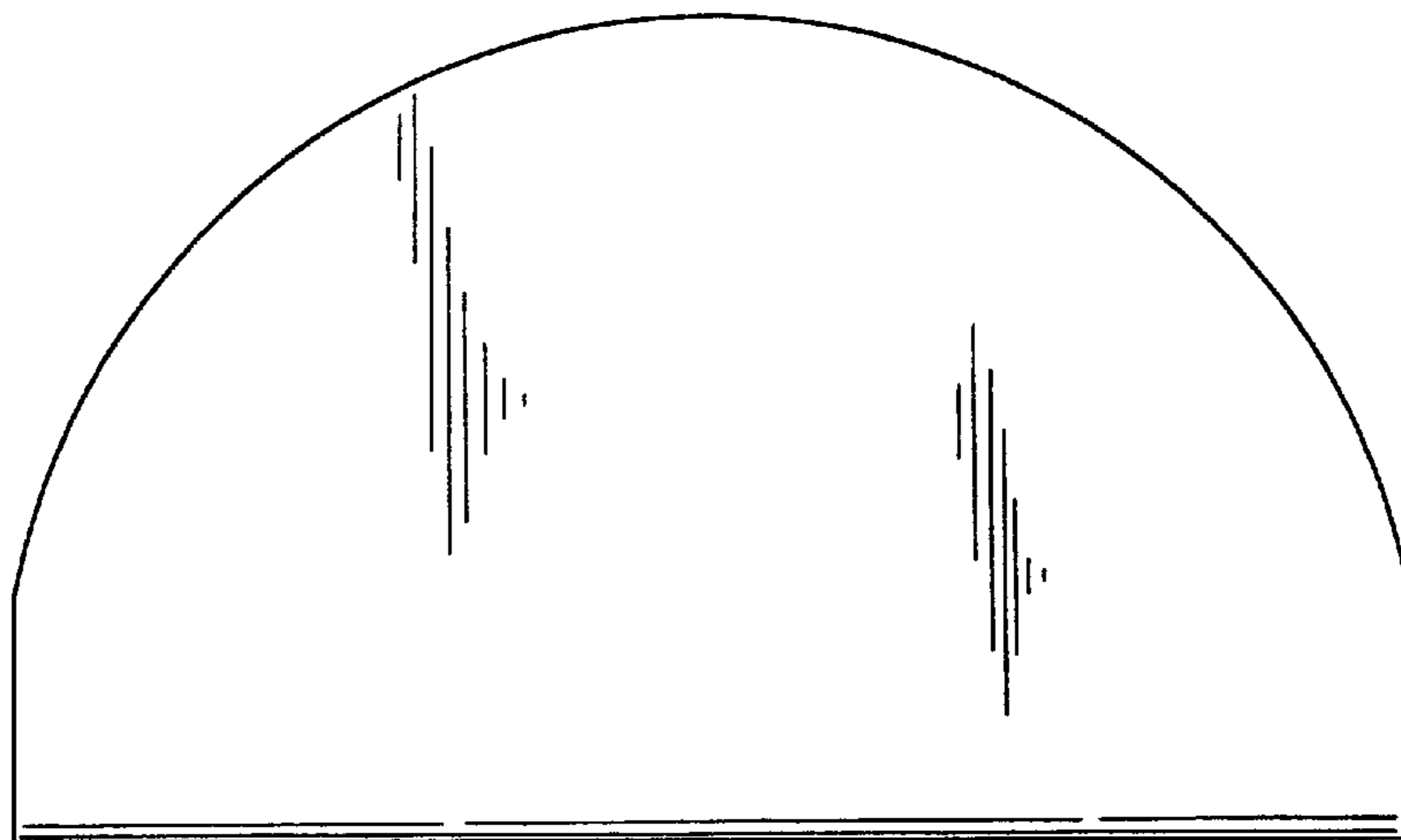


FIG. 5




FIG. 6

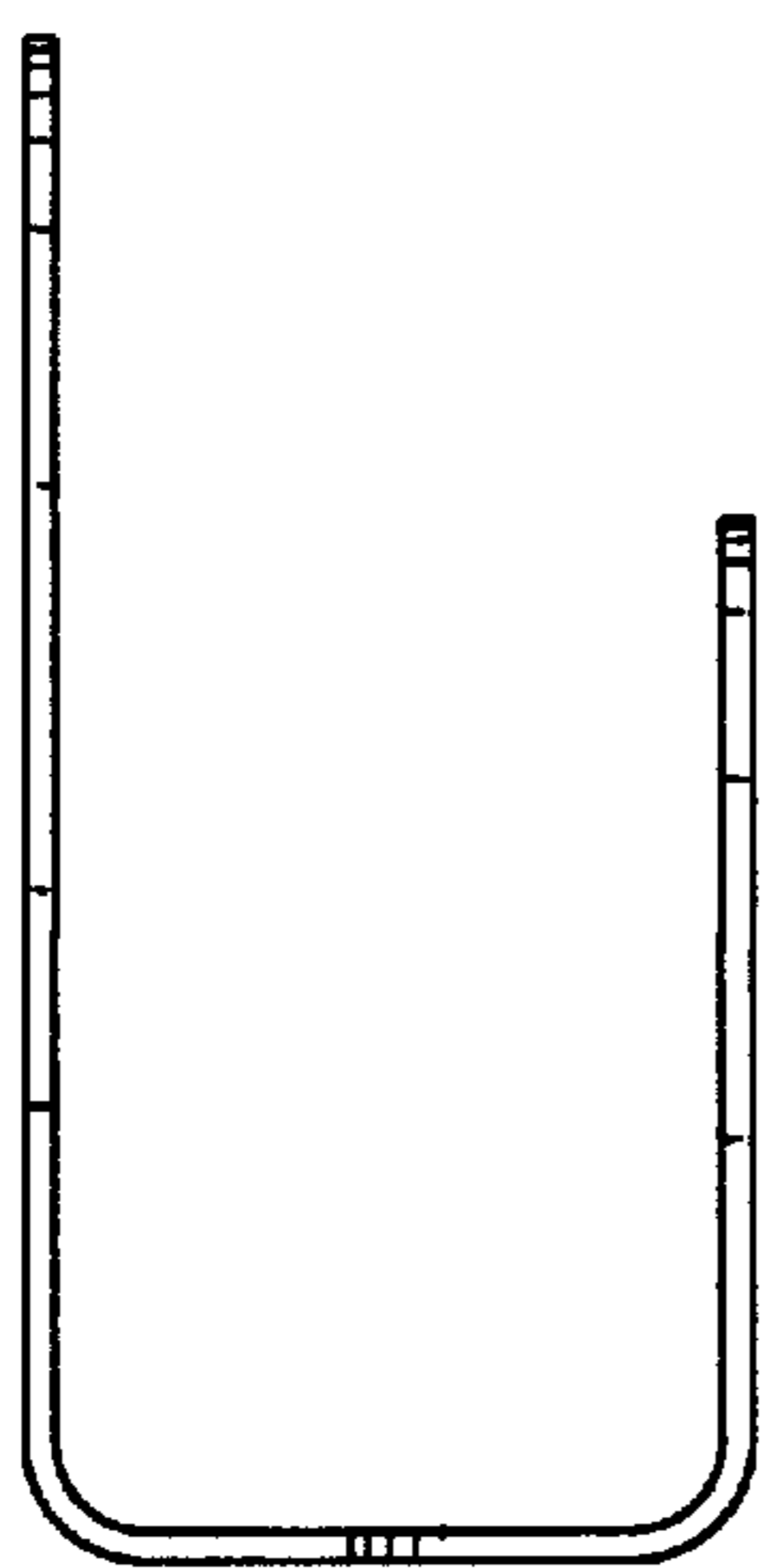


FIG. 7

