



US00D421265S

United States Patent [19]
Ohsumi et al.

[11] **Patent Number: Des. 421,265**
[45] **Date of Patent: ** Feb. 29, 2000**

[54] **LAWN MOWER**

[75] Inventors: **Masayuki Ohsumi; Shuhei Imai; Joji Maeda**, all of Wako, Japan

[73] Assignee: **Honda Giken Kogyo Kabushiki Kaisha**, Tokyo, Japan

[**] Term: **14 Years**

[21] Appl. No.: **29/084,251**

[22] Filed: **Feb. 27, 1998**

[30] **Foreign Application Priority Data**

Aug. 27, 1997 [JP] Japan 9-65900

[51] **LOC (6) Cl.** **15-03**

[52] **U.S. Cl.** **D15/14**

[58] **Field of Search** D15/14-17, 23;
56/12.7, 15.8, 254, 255, 294, 320.1, 320.2;
180/89.1, 89.12, 900

[56] **References Cited**

U.S. PATENT DOCUMENTS

- D. 346,810 5/1994 Schulz et al. D15/14
- D. 347,640 6/1994 Chunn et al. D15/14
- D. 356,581 3/1995 Chunn et al. D15/14

- D. 361,771 8/1995 Ledingham D15/14
- D. 374,017 9/1996 Chunn et al. D15/14
- D. 381,665 7/1997 Hinklin et al. D15/14
- D. 390,576 2/1998 Shimamura D15/14

OTHER PUBLICATIONS

“Horticulture” magazine, May 1993, p. 49, Ryobi Mulchinator cordless mulching mower.

Primary Examiner—Sandra L. Morris
Attorney, Agent, or Firm—Lyon & Lyon LLP

[57] **CLAIM**

The ornamental design for a lawn mower, as shown and described.

DESCRIPTION

FIG. 1 is a front elevation view of a lawn mower showing our new design;
FIG. 2 is a rear elevation view thereof;
FIG. 3 is a top plan view thereof;
FIG. 4 is a bottom view thereof;
FIG. 5 is a right side elevation view thereof;
FIG. 6 is a left side elevation view thereof;
FIG. 7 is a front perspective view thereof; and,
FIG. 8 is a rear perspective view thereof.

1 Claim, 8 Drawing Sheets



FIG. 1




FIG.2




FIG.3




FIG. 4




FIG. 5




FIG.6



FIG. 7



FIG.8

