



US00D421264S

**United States Patent** [19]  
**Nogas**

[11] **Patent Number: Des. 421,264**

[45] **Date of Patent: \*\* Feb. 29, 2000**

[54] **TELEPHONE SET**

[75] Inventor: **David Nogas**, Ottawa, Canada

[73] Assignee: **Mitel Corporation**, Kanata, Canada

[\*\*] Term: **14 Years**

[21] Appl. No.: **29/104,935**

[22] Filed: **May 13, 1999**

D. 306,859	3/1990	Helstab et al. ....	D14/241
D. 332,786	1/1993	Gagnon .....	D14/142
D. 345,558	3/1994	Hillenmayer et al. ....	D14/151
D. 375,100	10/1996	Toh .....	D14/241
D. 375,496	11/1996	Jensen et al. ....	D14/150
D. 389,156	1/1998	Yoneyama .....	D14/241
D. 394,259	5/1998	Langlois .....	D14/151
D. 395,560	2/1998	Johnson et al. ....	D14/149

*Primary Examiner*—Jeffrey Asch  
*Attorney, Agent, or Firm*—Sim & McBurney

**Related U.S. Application Data**

[62] Division of application No. 29/090,649, Jul. 13, 1998.

[30] **Foreign Application Priority Data**

Jan. 23, 1998 [CA] Canada ..... 1998-0143

[51] **LOC (6) Cl.** ..... **14-03**

[52] **U.S. Cl.** ..... **D14/241; D14/150**

[58] **Field of Search** ..... D14/100, 115,  
D14/107, 140, 141, 142, 240, 241, 148-151,  
137; 379/419, 420, 428, 440, 433-436

[56] **References Cited**

**U.S. PATENT DOCUMENTS**

D. 282,745 2/1986 Brown ..... D14/241

[57] **CLAIM**

The ornamental design for telephone set, as shown.


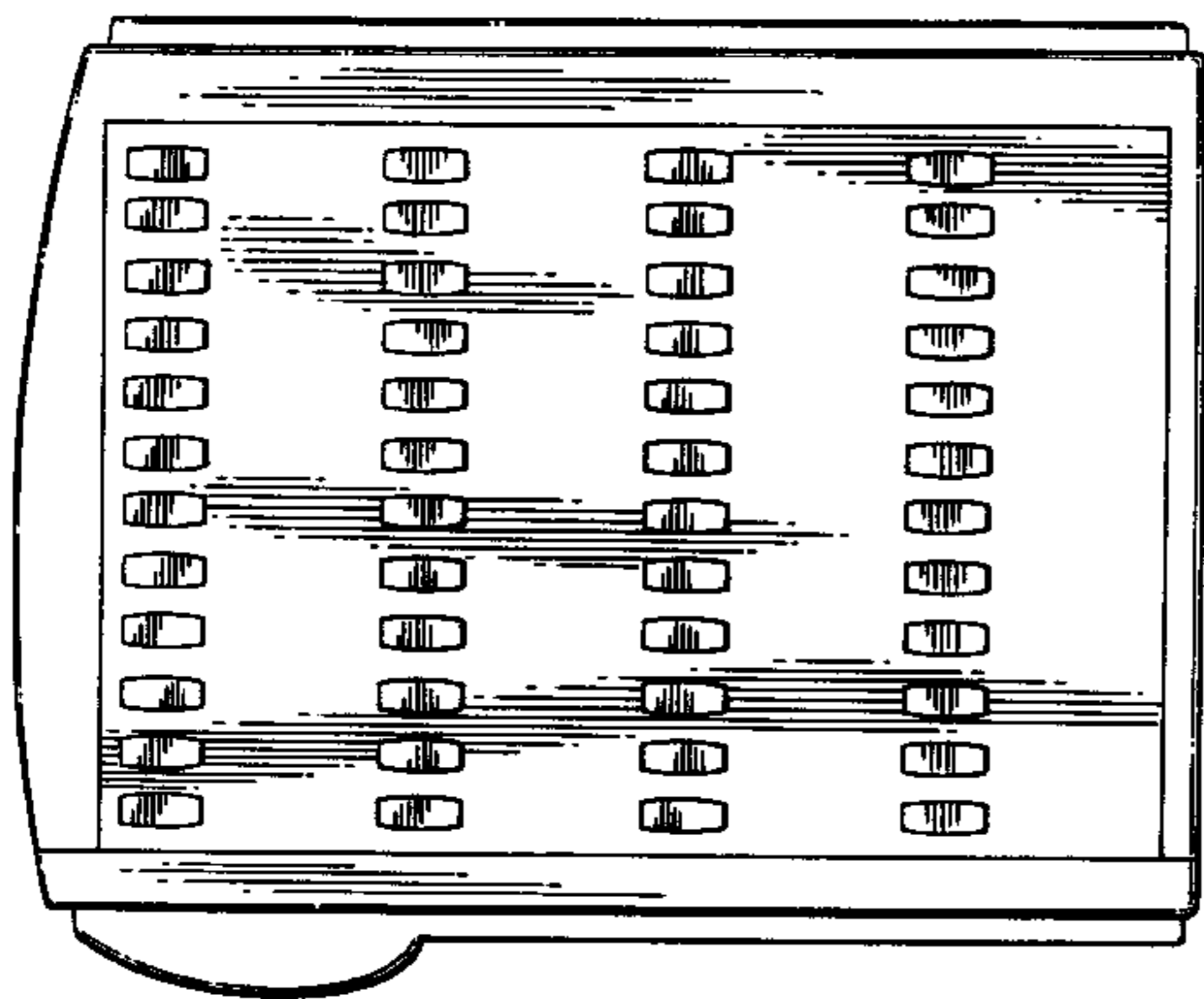
**DESCRIPTION**

FIG. 1 is a plan view of the telephone set according to my design; and,

FIG. 2 is a left-side elevational view of the telephone set according to my design, the right-side elevational view being a mirror image of the left-side elevational view.

The portions of the claimed article not shown in the drawings are not considered to be part of my claimed design.

**1 Claim, 2 Drawing Sheets**



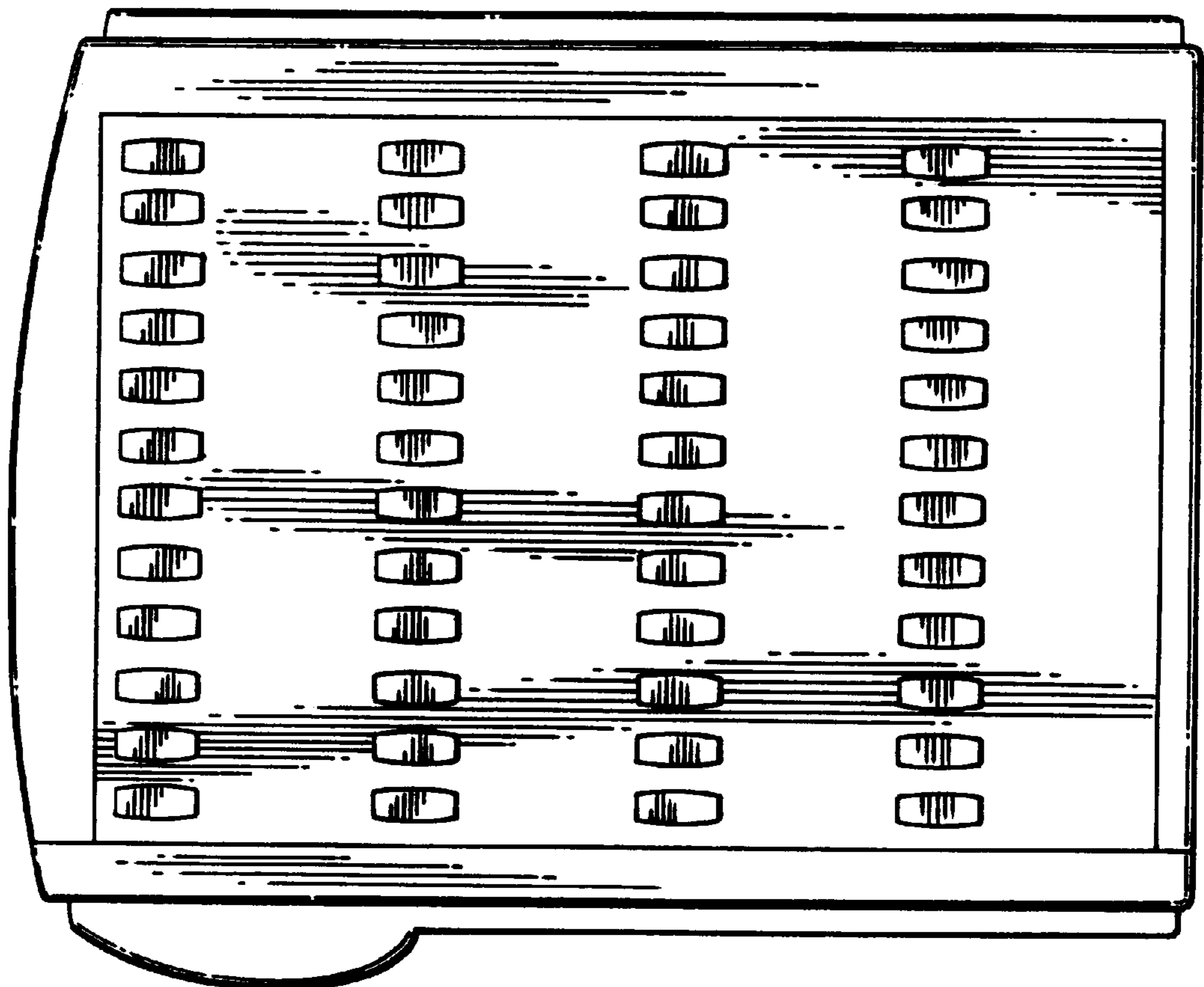


FIG. 1

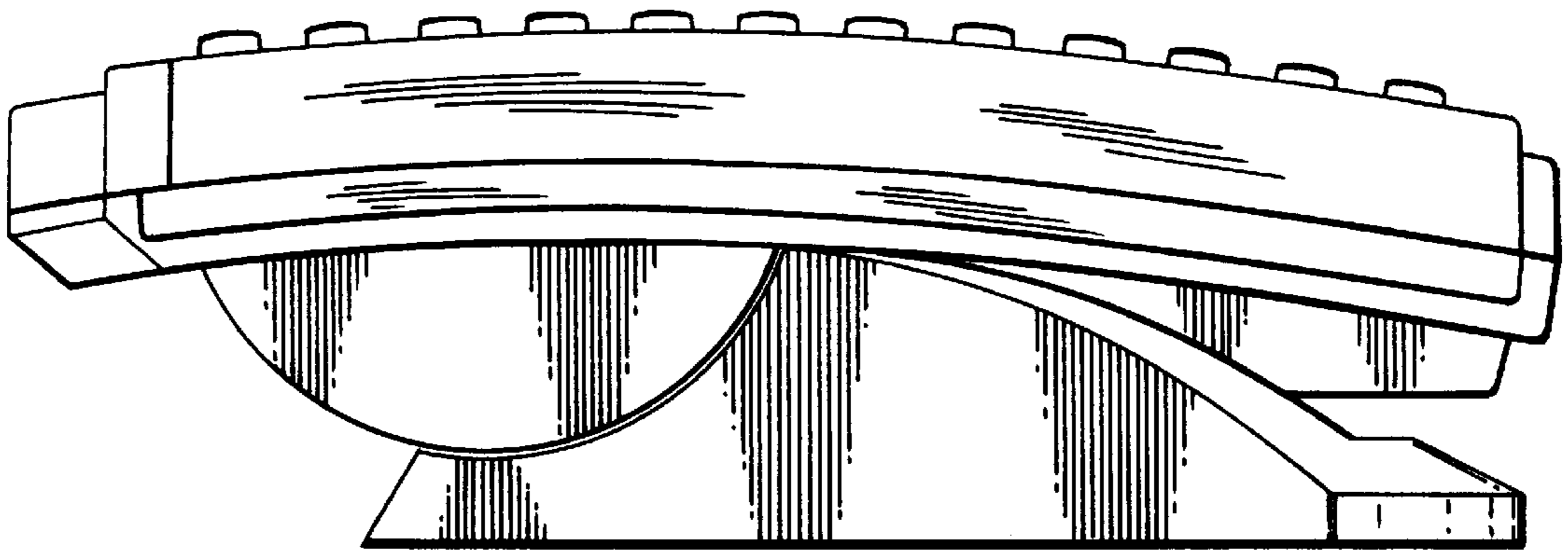


FIG. 2