



US00D421262S

United States Patent [19] Warren

[11] **Patent Number: Des. 421,262**

[45] **Date of Patent: ** Feb. 29, 2000**

[54] **SPEAKER**

[75] Inventor: **Morten Villiers Warren**, London, United Kingdom

[73] Assignee: **B&W Loudspeakers Limited**, Worthing, United Kingdom

[*] Notice: This patent is subject to a terminal disclaimer.

[**] Term: **14 Years**

[21] Appl. No.: **29/094,869**

[22] Filed: **Oct. 13, 1998**

[30] **Foreign Application Priority Data**

Apr. 14, 1998 [GB] United Kingdom 2073933

[51] **LOC (6) Cl.** **14-01**

[52] **U.S. Cl.** **D14/214; D14/216**

[58] **Field of Search** D14/204, 209-216; 181/144, 145, 147, 148, 150, 153, 157, 198, 199; 381/24, 88, 90-91, 153, 159, 186, 188

[56] **References Cited**

U.S. PATENT DOCUMENTS

D. 254,251	2/1980	Ward	D14/211
D. 369,605	5/1996	Lin	D14/215
D. 378,591	3/1997	Brezovar	D14/214
D. 379,183	5/1997	Lin	D14/214

FOREIGN PATENT DOCUMENTS

VI 93 0
000061 6/1993 Italy .

OTHER PUBLICATIONS

Stereo Review, p. 103, Speakers, Dec. 1987.

Stereo Review, p. 39, OHM CAM Speakers, Apr. 1989.

Stereo Review, p. 54, B&W's Matrix 802 Speaker, Aug. 1989.

Dalesford D speakers, *Hi-Fi For Pleasure*, Oct. 1981, p. 202.

"Kugellautsprecher!: A German Approach Towards the Omni-Directional Ideal" reproduced from Mar. 1959 issue in *Classic Hi-Fi: Hi-Fi News & Record Review*, Feb. 1999, pp. 22-24.

Cubicon brochure prior to Jun. 1991.

JR Loudspeakers, *Hi Fi News*, Mar. 1978.

Primary Examiner—Nanda Bondade

Attorney, Agent, or Firm—Burns, Doane, Swecker & Mathis LLP

[57] **CLAIM**

The ornamental design for a speaker, as shown and described.

DESCRIPTION

FIG. 1 is a front perspective view of the speaker;

FIG. 2 is a front elevation view thereof;

FIG. 3 is a rear elevation view thereof;


FIG. 4 is a top plan view thereof;

FIG. 5 is a side elevation view thereof;

FIG. 6 is a bottom plan view thereof; and,

FIG. 7 is a side elevation view thereof, viewed from the opposite direction of FIG. 4.

1 Claim, 4 Drawing Sheets






Fig. 1




Fig. 2




Fig. 3

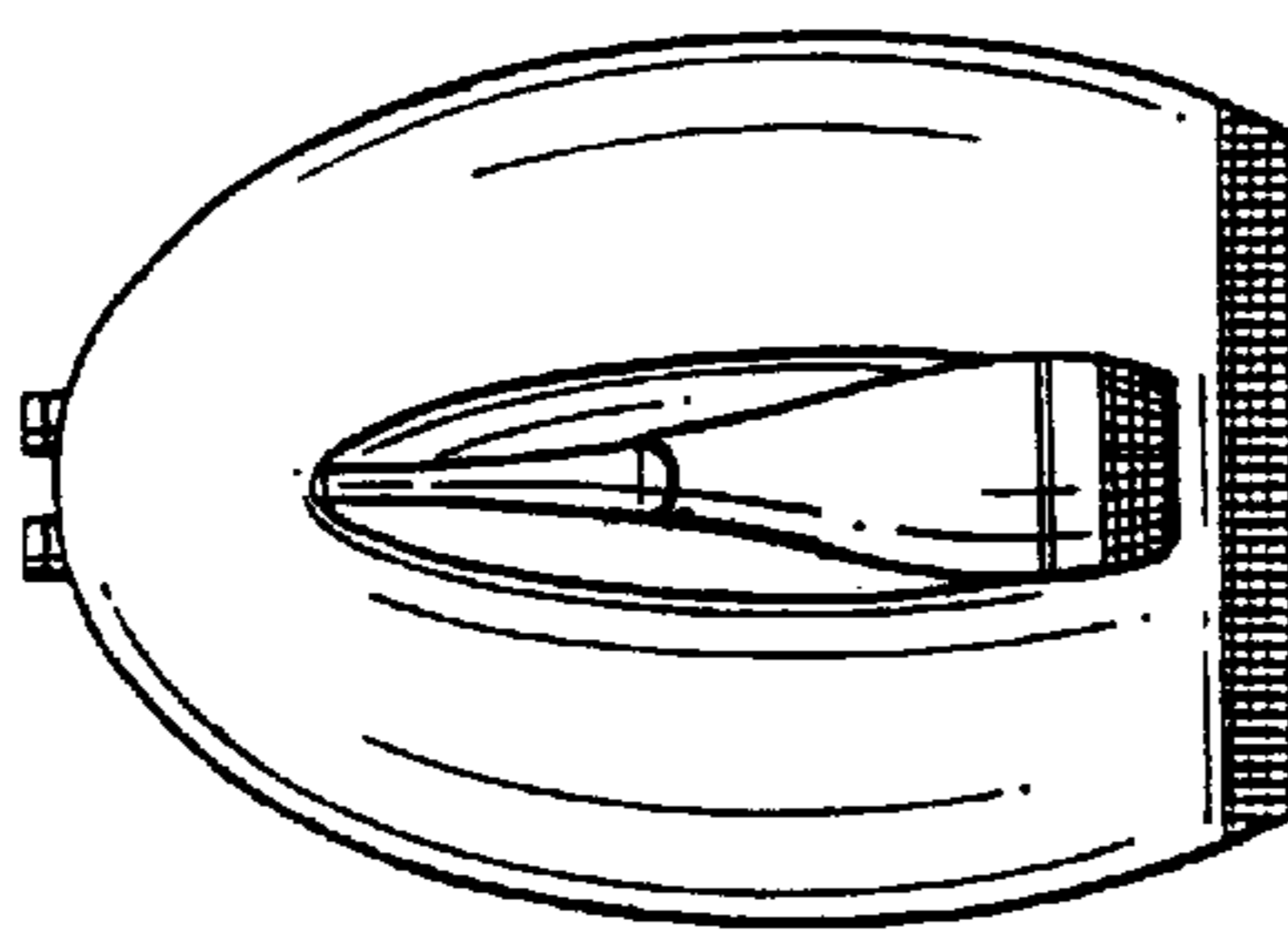


Fig. 4




Fig. 5

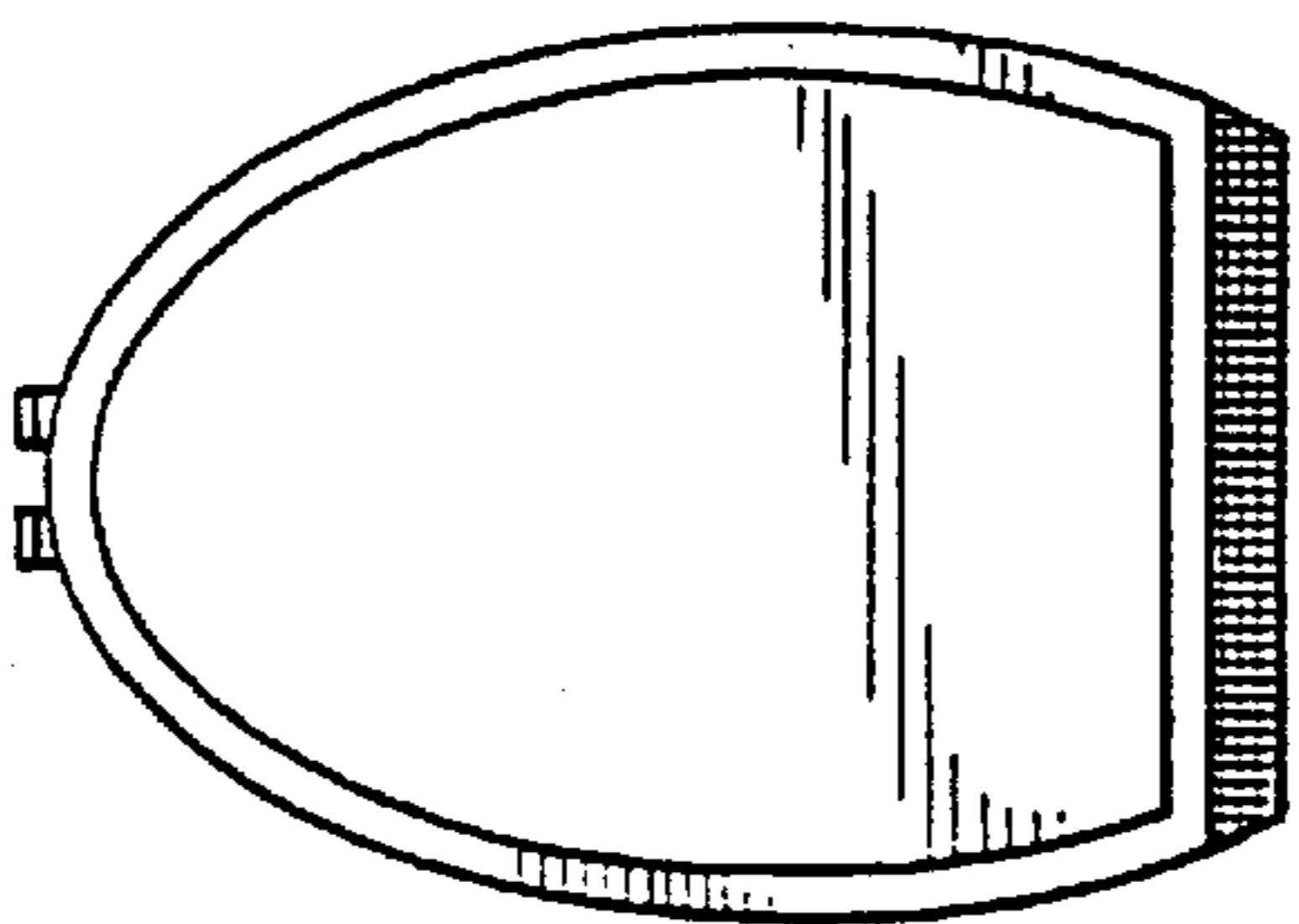


Fig. 6




Fig. 7