



US00D421238S

# United States Patent [19] Dinsky

[11] **Patent Number: Des. 421,238**

[45] **Date of Patent: \*\* Feb. 29, 2000**

[54] **FLAG STAFF MOUNTING BASE**

[75] Inventor: **Courtney Dinsky**, Darien, Conn.

[73] Assignee: **Barouh Eaton Allen Corp.**, Brooklyn, N.Y.

[\*\*] Term: **14 Years**

[21] Appl. No.: **29/104,456**

[22] Filed: **May 5, 1999**

[51] **LOC (6) Cl.** ..... **11-05**

[52] **U.S. Cl.** ..... **D11/182; D11/181**

[58] **Field of Search** ..... D11/165, 166, D11/168, 181, 182; D12/114, 106, 172, 223; D8/382, 395; 116/28 R, 63 R, 173; 340/539; 248/539; 446/217; D21/458

3,974,369 8/1976 Chmela et al. .... 446/217  
 4,035,806 7/1977 Powell ..... 248/539  
 4,582,497 4/1986 Lyons ..... D21/458  
 4,590,883 5/1986 Steed et al. .... 116/173  
 4,984,379 1/1991 Lee ..... 116/173  
 4,986,209 1/1991 Spica ..... 116/28 R  
 5,233,938 8/1993 Lalo ..... 116/173

*Primary Examiner*—M. N. Pandozzi  
*Attorney, Agent, or Firm*—Dinesh Agarwal, P. C.

### [57] CLAIM

The ornamental design for the flag staff mounting base, as shown.

### DESCRIPTION

FIG. 1 is a top perspective view of the flag staff mounting base showing my new design, with the flag staff in a retracted configuration;

FIG. 2 is a side elevational view thereof;

FIG. 3 is a top plan view thereof;

FIG. 4 is a front elevational view thereof;

FIG. 5 is a rear elevational view thereof;

FIG. 6 is a bottom plan view thereof;

FIG. 7 is a top perspective view of the flag staff mounting base at a reduced scale having the flag staff in an extended position;

FIG. 8 is a top perspective view thereof showing an attached environmental flag; and,

FIG. 9 is a top perspective view thereof showing an attached environmental pinwheel.

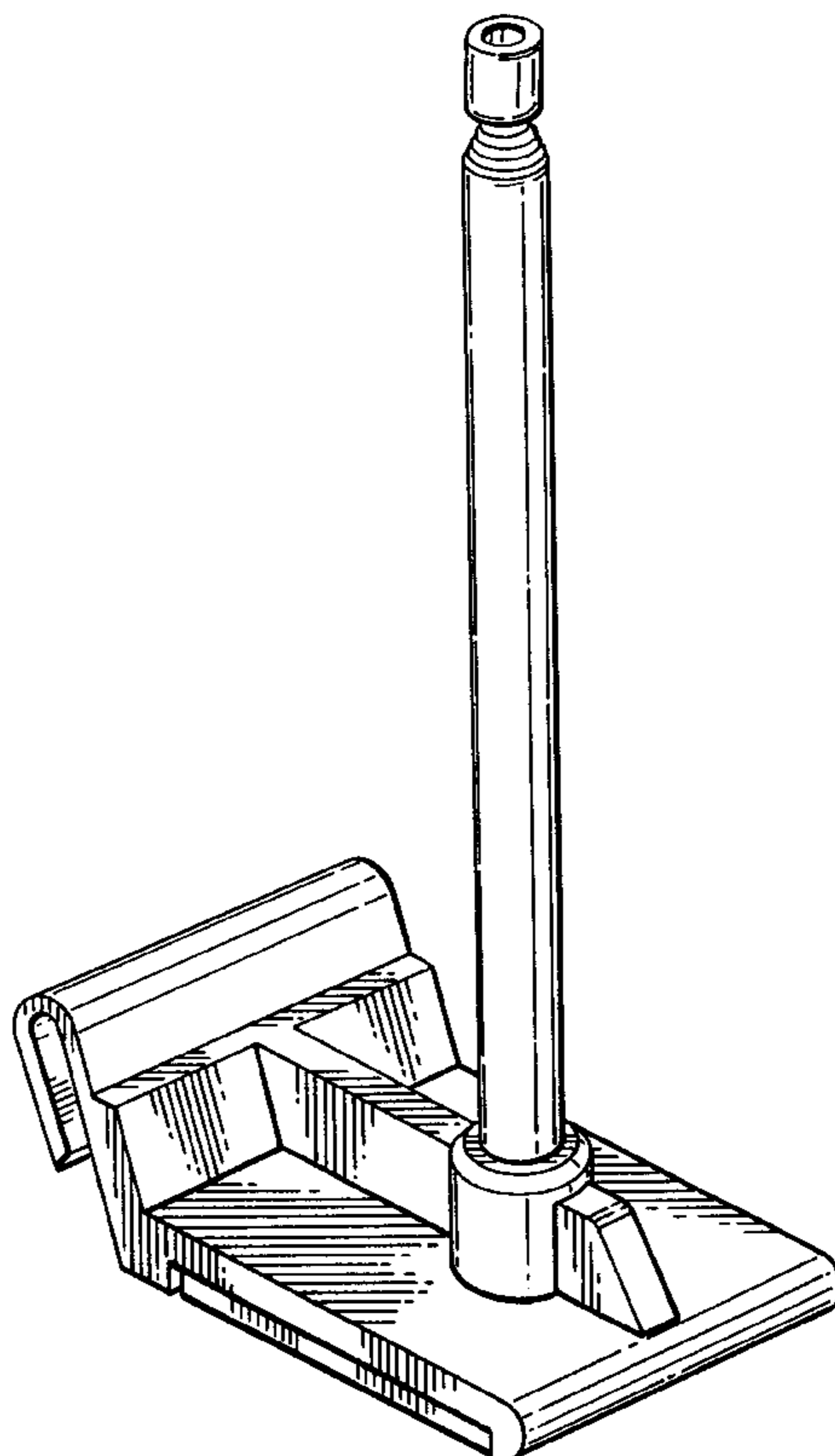
The broken line showing of a flag in FIG. 8 and a pinwheel in FIG. 9 are for illustrative purposes only and form no part of the claimed design.

### [56] References Cited

#### U.S. PATENT DOCUMENTS

D. 244,014 4/1977 Kim ..... D11/182  
 D. 293,659 1/1988 Griffin ..... D11/182  
 D. 295,730 5/1988 Blackburn ..... D11/182  
 D. 313,214 12/1990 Phillips et al. .... D11/166  
 D. 340,676 10/1993 Gallagher ..... D11/181 X  
 D. 352,527 11/1994 Brydalski et al. .... D11/182 X  
 D. 370,182 5/1996 Marvis et al. .... D11/181  
 D. 408,273 4/1999 Senninger ..... D8/395 X  
 D. 410,208 5/1999 Fowler ..... D10/109  
 D. 410,401 6/1999 Fowler .  
 1,597,266 8/1926 Dearman ..... 116/28 R  
 1,665,535 4/1928 Davis ..... D11/182  
 3,715,821 2/1973 Hawes ..... 116/173  
 3,762,360 10/1973 Hawes ..... 116/28 R

**1 Claim, 3 Drawing Sheets**



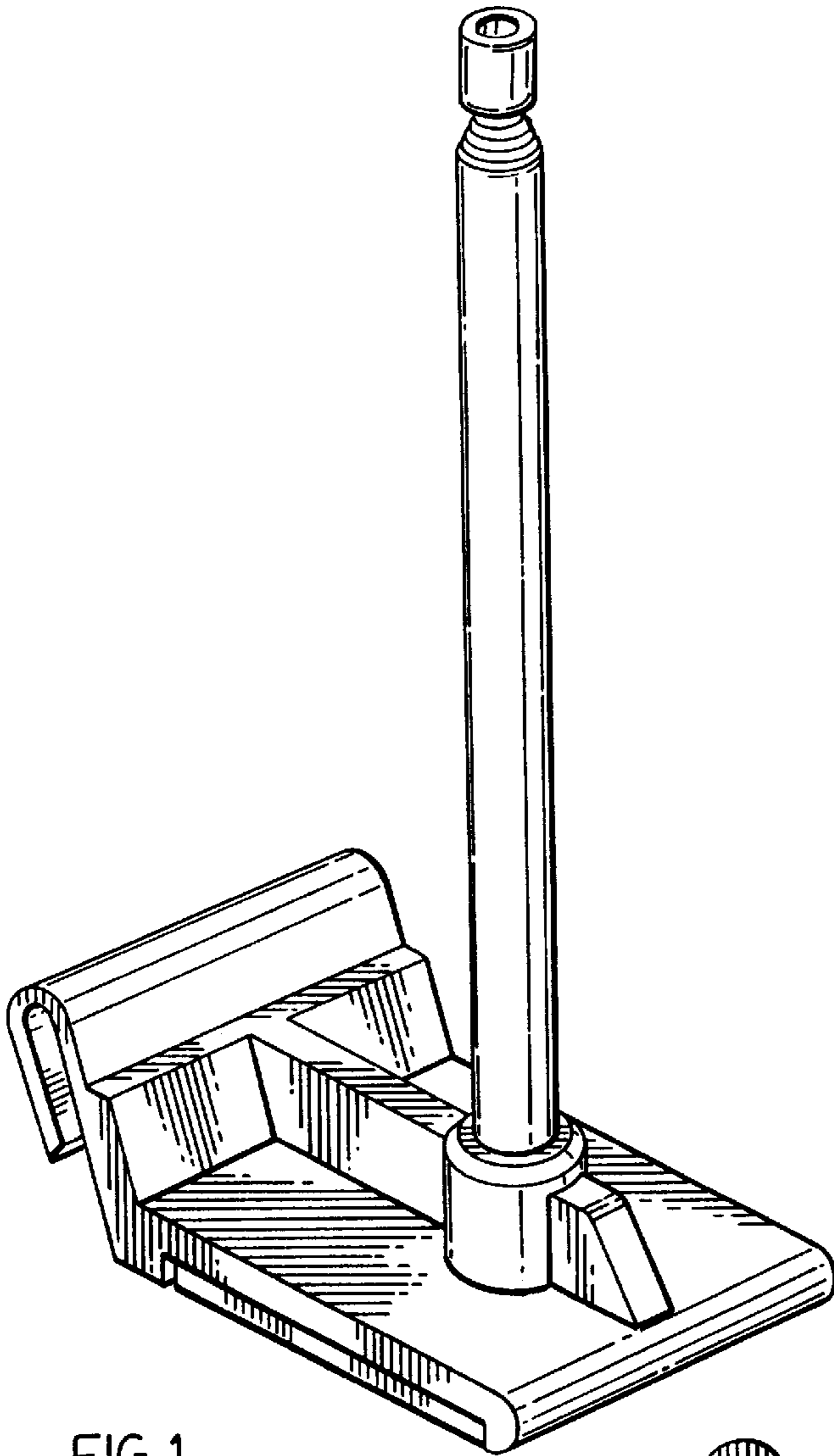


FIG. 1.




FIG. 2.

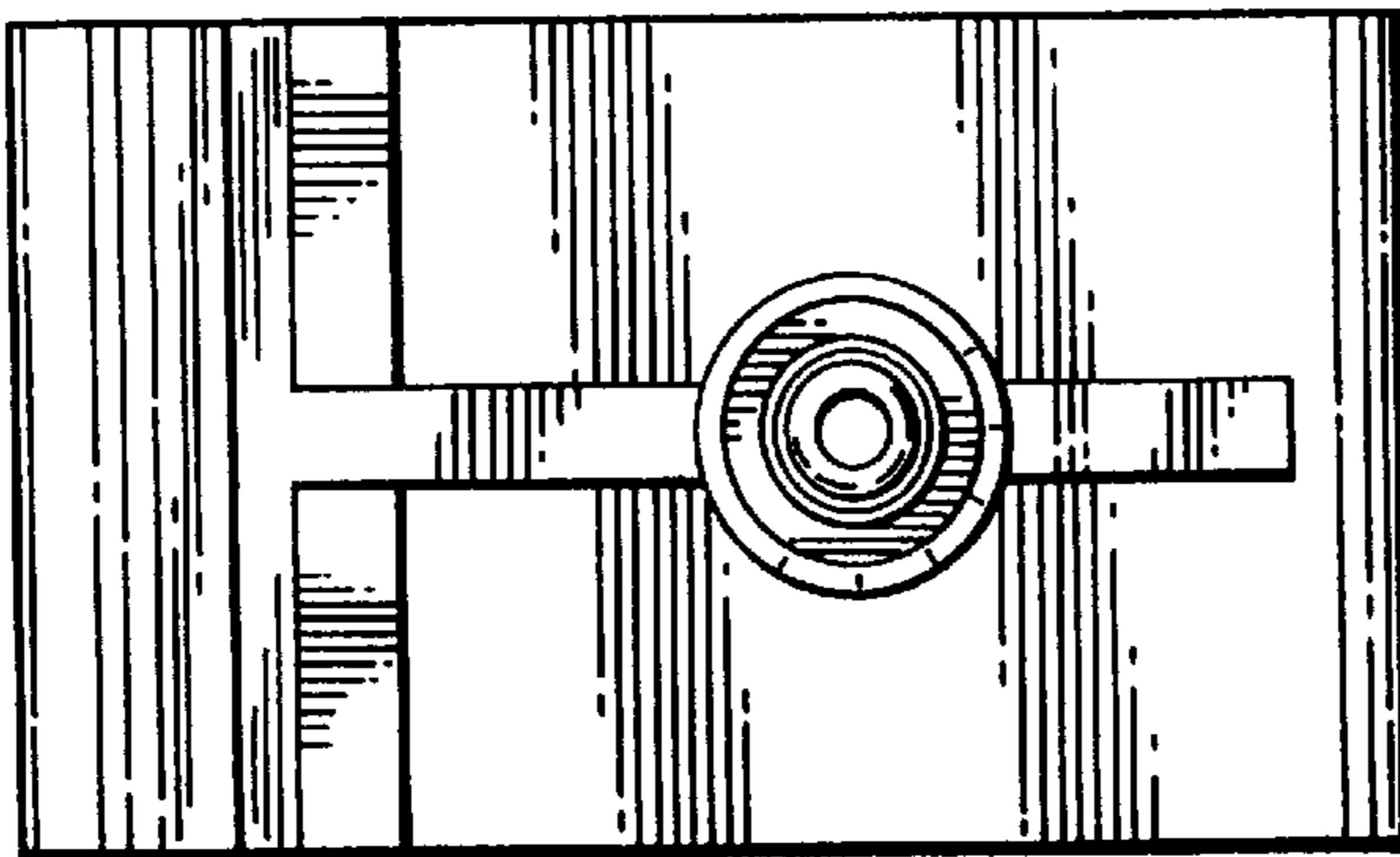


FIG. 3.

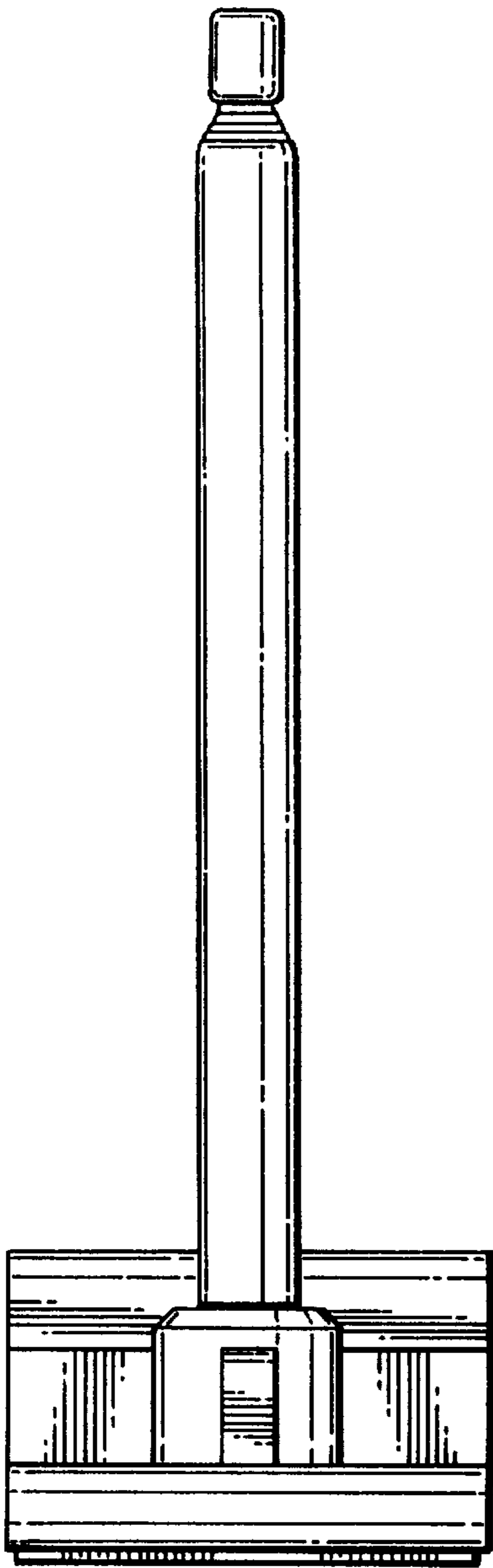


FIG. 4.

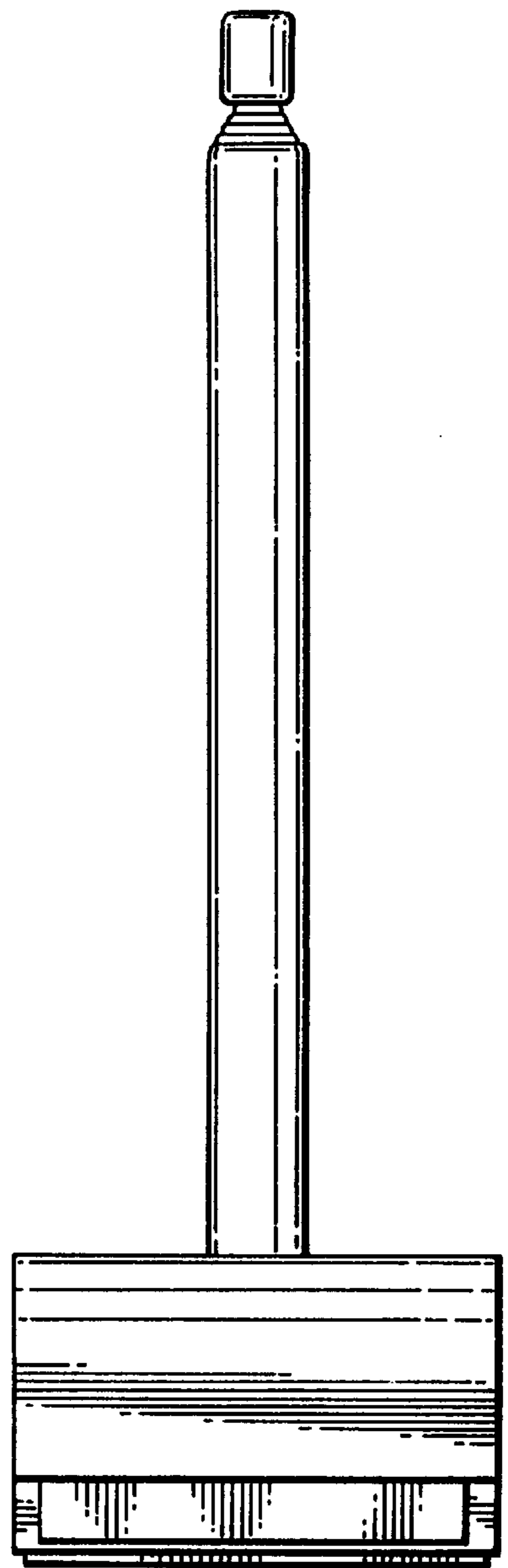


FIG. 5.

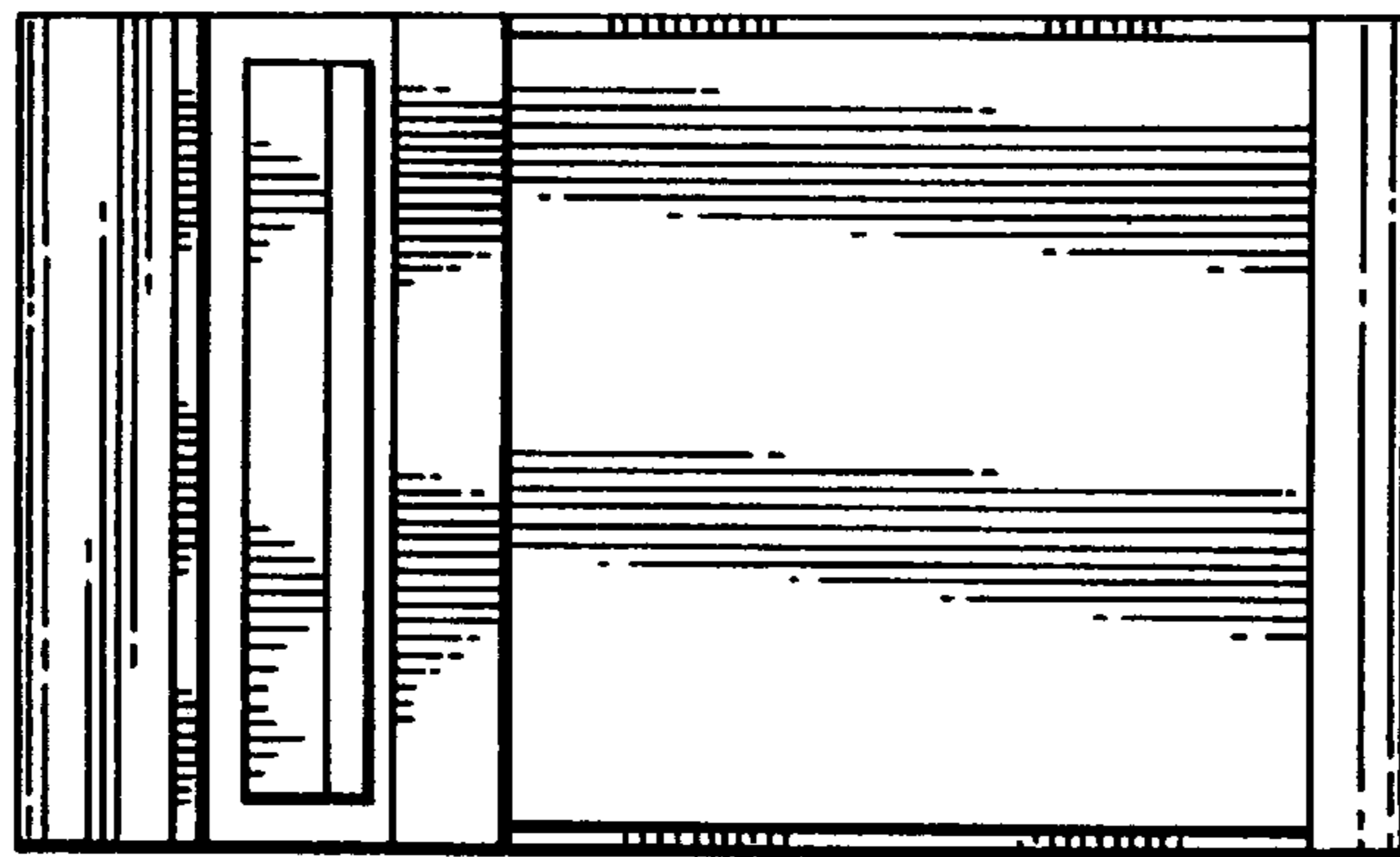


FIG. 6.

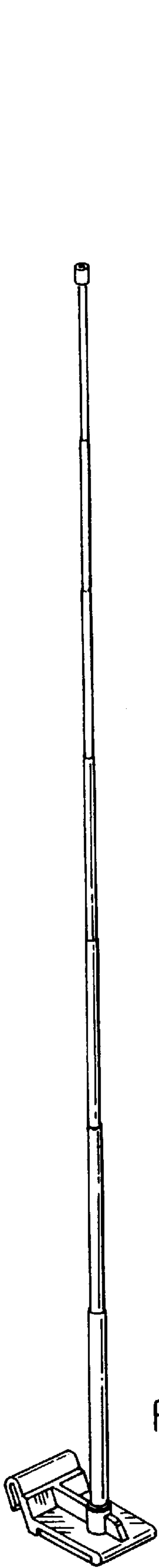


FIG. 7.




FIG. 8.

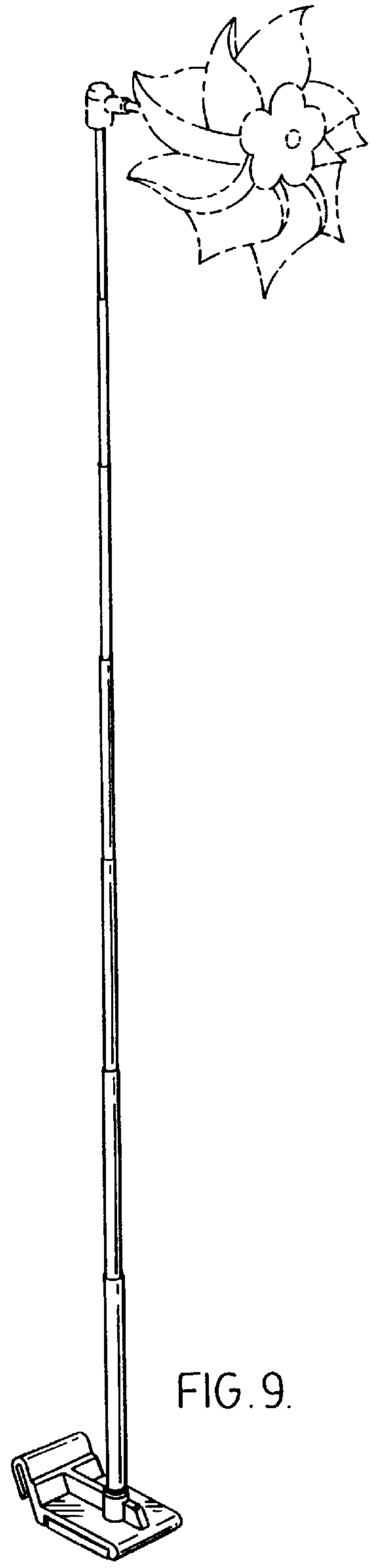


FIG. 9.