



US00D421237S

# United States Patent [19] Sands

[11] Patent Number: **Des. 421,237**

[45] Date of Patent: **\*\* Feb. 29, 2000**

[54] **FREESTANDING BUBBLE GENERATING DISPLAY DEVICE**

[76] Inventor: **Jeremy J. Sands**, 5611 S. Madelia, Spokane, Wash. 99223

[\*\*] Term: **14 Years**

[21] Appl. No.: **29/104,143**

[22] Filed: **Apr. 29, 1999**

[51] **LOC (6) Cl.** ..... **11-02**

[52] **U.S. Cl.** ..... **D11/131**

[58] **Field of Search** ..... D11/117, 131, D11/157, 121, 122, 125; D20/10, 29, 37; D99/27; D21/401; D26/93; D30/101; 40/406, 407, 427, 439, 477; 446/267

[56] **References Cited**

**U.S. PATENT DOCUMENTS**

D. 391,891	3/1998	Johnson et al.	.....	D11/131
D. 393,815	4/1998	Johnson et al.	.....	D11/131
D. 398,555	9/1998	Johnson et al.	.....	D11/131
D. 403,266	12/1998	Burnett	.....	D11/131

D. 408,756	4/1999	Johnson et al.	.....	D11/131
2,589,757	3/1952	Williams	.....	446/267
3,499,238	3/1970	Publicker	.....	40/406
3,531,635	9/1970	Hancock	.....	40/407 X
4,208,848	6/1980	Kohl	.....	40/406 X
4,939,859	7/1990	Bradt	.....	40/407
5,349,771	9/1994	Burnett	.....	40/406

*Primary Examiner*—Dominic Simone  
*Attorney, Agent, or Firm*—Keith S. Bergman

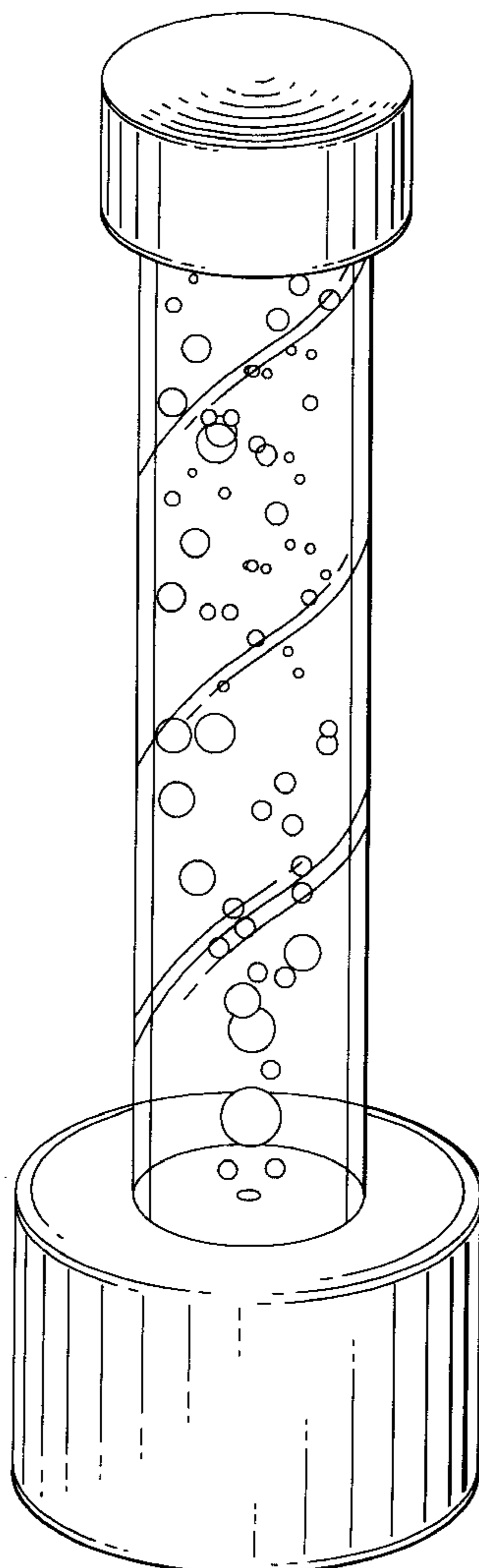
[57] **CLAIM**

The ornamental design for freestanding bubble generating display device, shown and described.

**DESCRIPTION**

FIG. 1 is an isometric view of the freestanding bubble generating display device;  
FIG. 2 is an elevational view thereof that is the same for right and left sides, back and front;  
FIG. 3 is a plan view thereof that is the same for top and bottom; and, Fig. 3 is a bottom plan view thereof;  
Fig. 4 is a top plan view thereof.

**1 Claim, 2 Drawing Sheets**



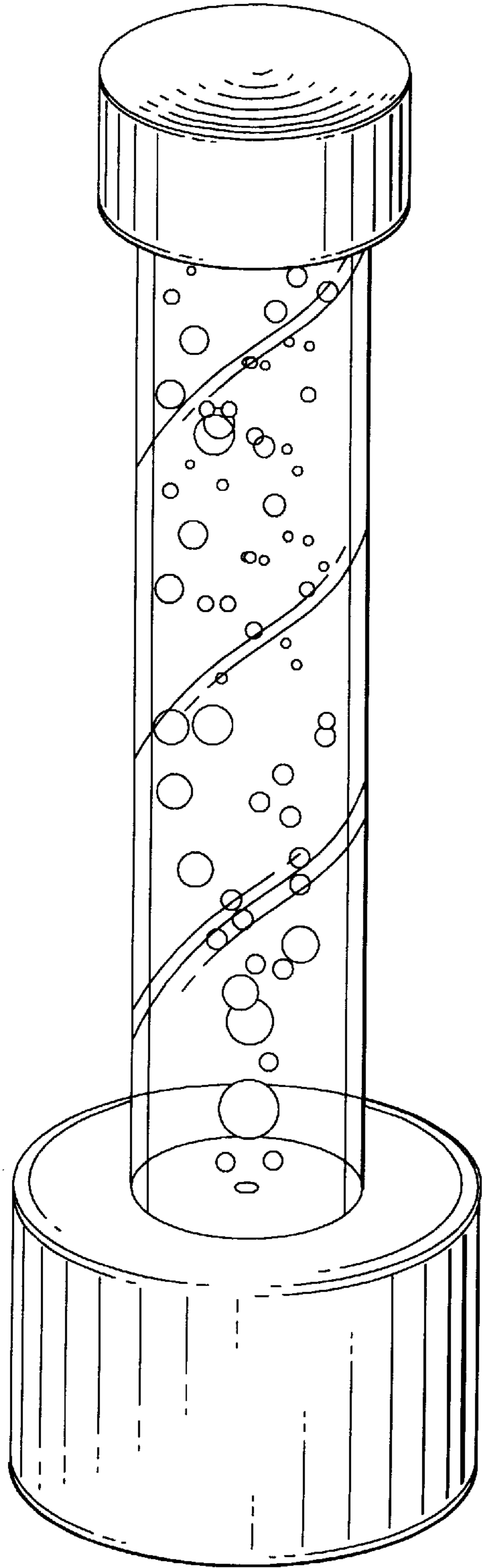


FIG. 1

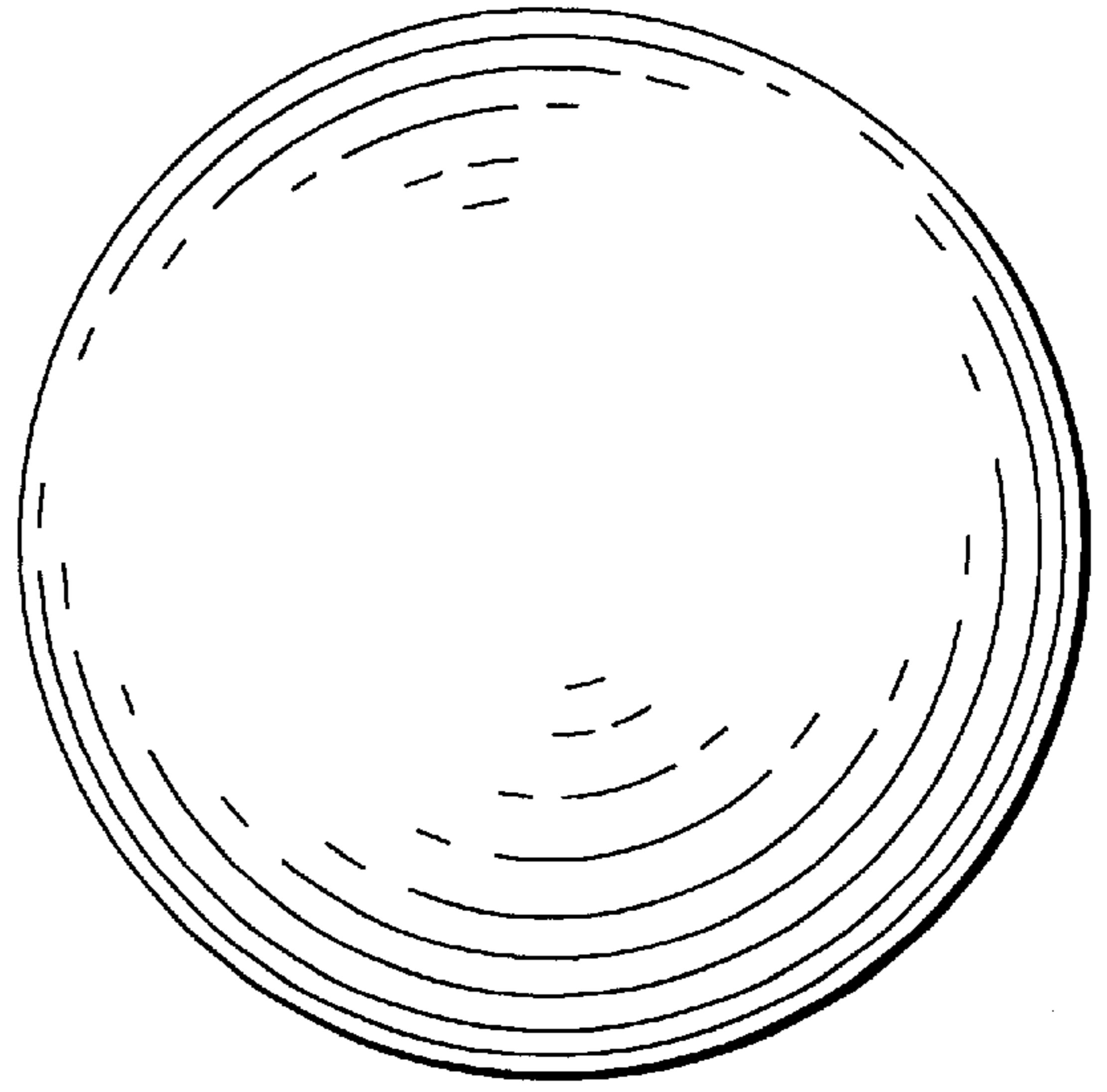


FIG. 3

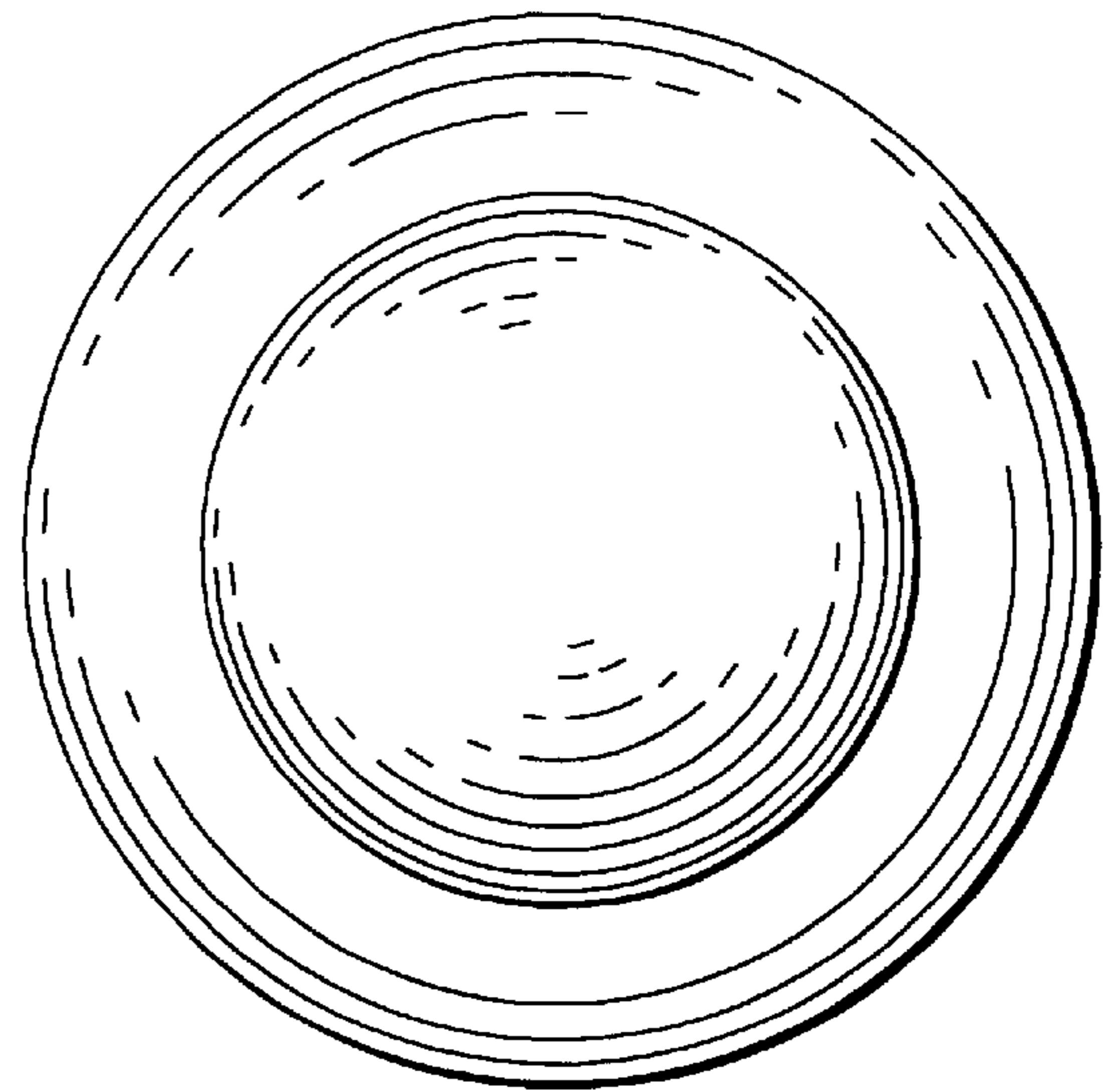


FIG. 4

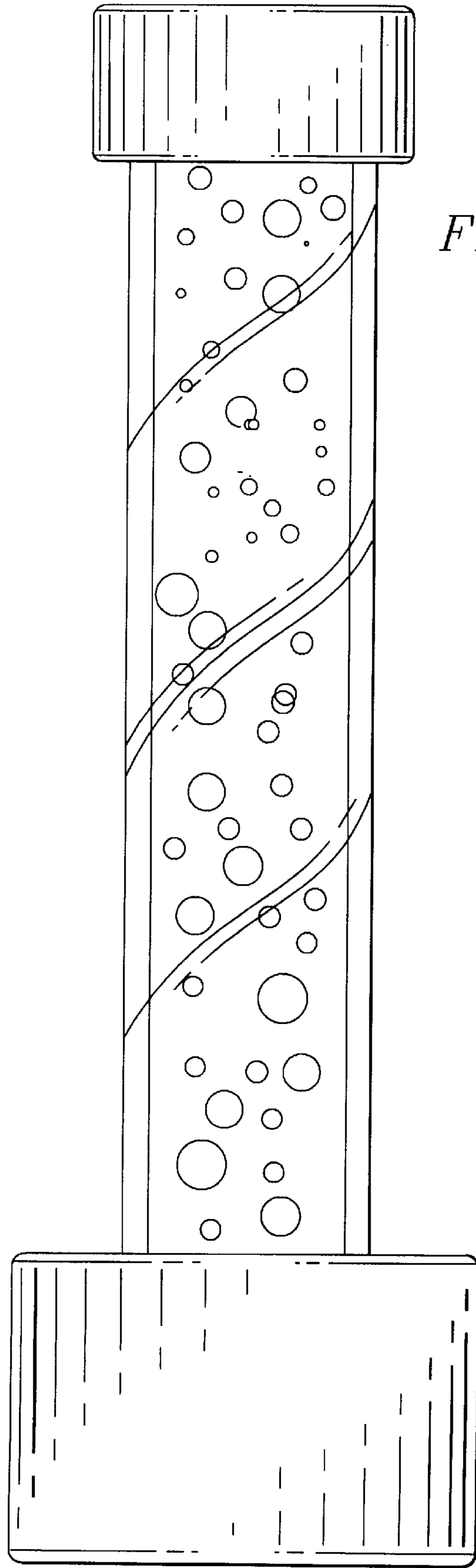


FIG. 2