



US00D421206S

United States Patent [19]

Dannenmuller

[11] Patent Number: Des. 421,206

[45] Date of Patent: ** Feb. 29, 2000

[54] CORK REMOVER

[76] Inventor: Luc Dannenmuller, 8, Place du Pirou, 63300 Thiers, France

[**] Term: 14 Years

[21] Appl. No.: 29/080,342

[22] Filed: Dec. 2, 1997

[30] Foreign Application Priority Data

Jun. 5, 1997 [FR] France 97 3307

[51] LOC (6) Cl. 07-06

[52] U.S. Cl. D8/42

[58] Field of Search D8/33-43; 7/151-156; 30/400, 450; 81/3.07, 3.45, 3.55, 3.47, 3.48

[56] References Cited

U.S. PATENT DOCUMENTS

D. 145,245	7/1946	De Lemos	D8/34
D. 303,203	9/1989	Chow	D8/42
898,387	9/1908	Noyes	81/3.35
4,658,457	4/1987	Rokita	7/170

Primary Examiner—Caron D. Veynar
Attorney, Agent, or Firm—Bierman, Muserlian and Lucas

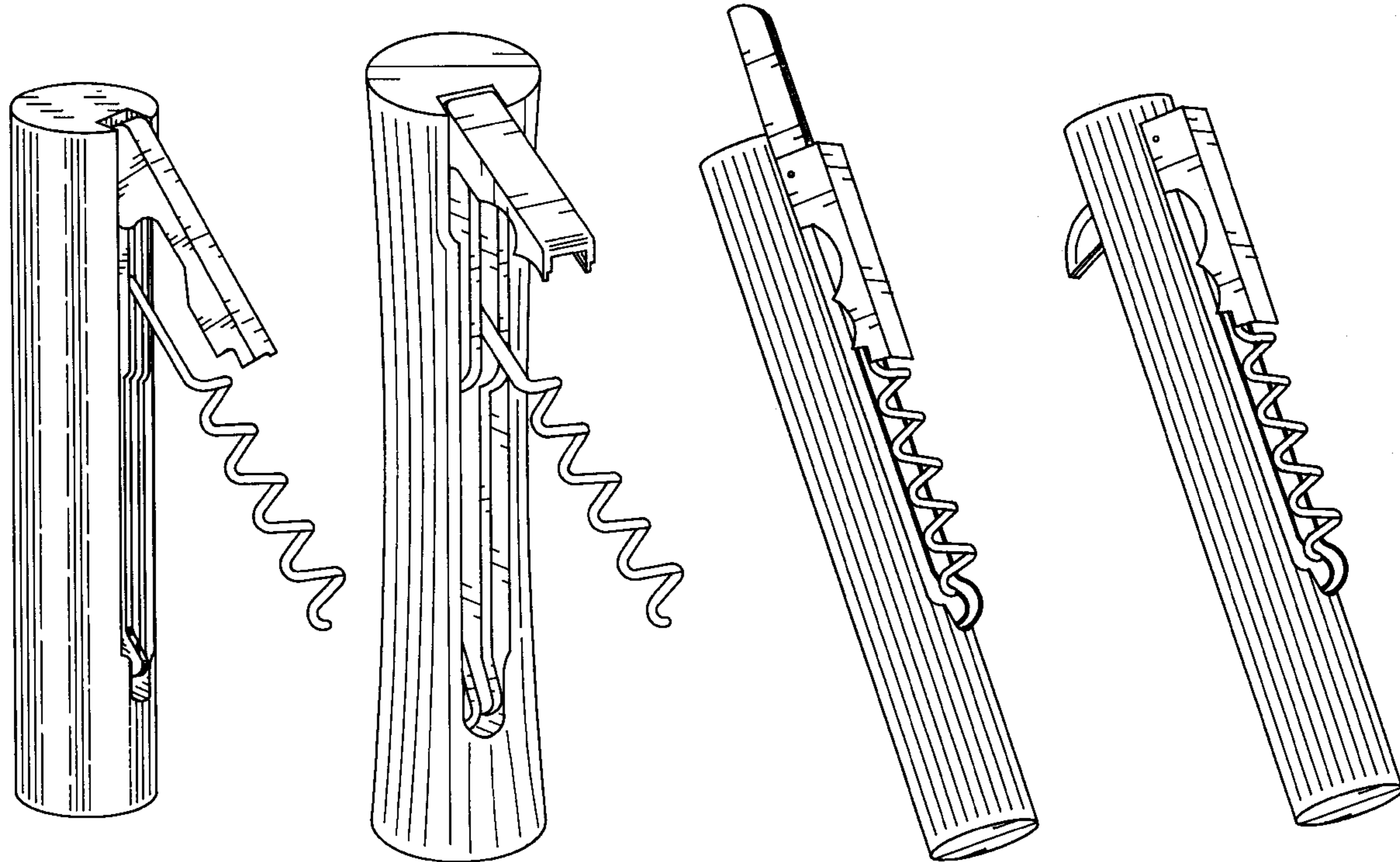
[57] CLAIM

The ornamental design for a cork remover, as shown and described.

DESCRIPTION

FIG. 1 is a perspective view of the cork remover showing my new design;
 FIG. 2 is a perspective view of the cork remover showing a second embodiment thereof;
 FIG. 3 is a perspective view of the cork remover showing a third embodiment thereof;
 FIG. 4 is a perspective of the cork remover showing a fourth embodiment thereof;
 FIG. 5 is a rear elevation view of FIG. 1;
 FIG. 6 is a rear elevation view of the second embodiment shown in FIG. 2;
 FIG. 7 is a rear elevation view of the third embodiment shown in FIG. 3; and,
 FIG. 8 is a rear elevation view of the fourth embodiment shown in FIG. 4.

1 Claim, 4 Drawing Sheets



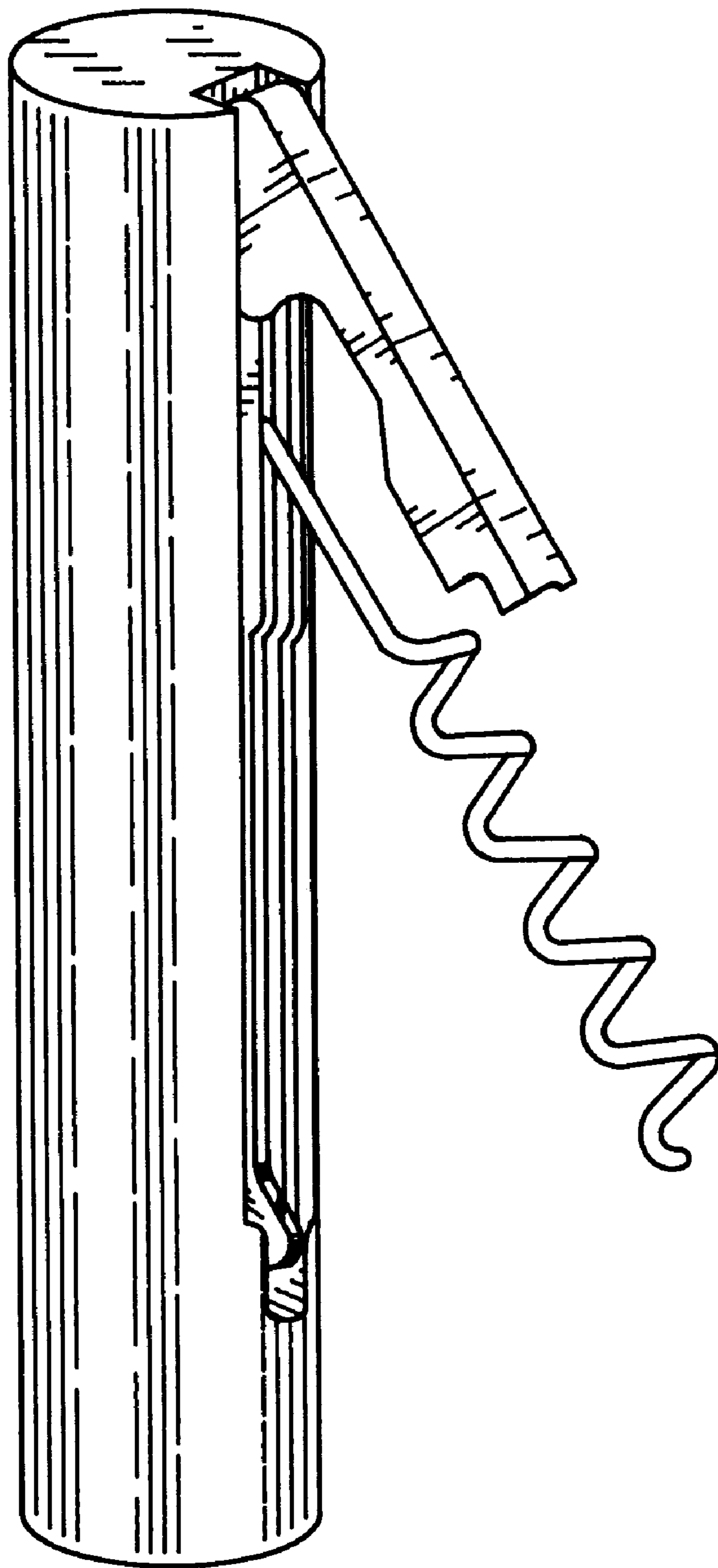


FIG. 1




FIG. 2

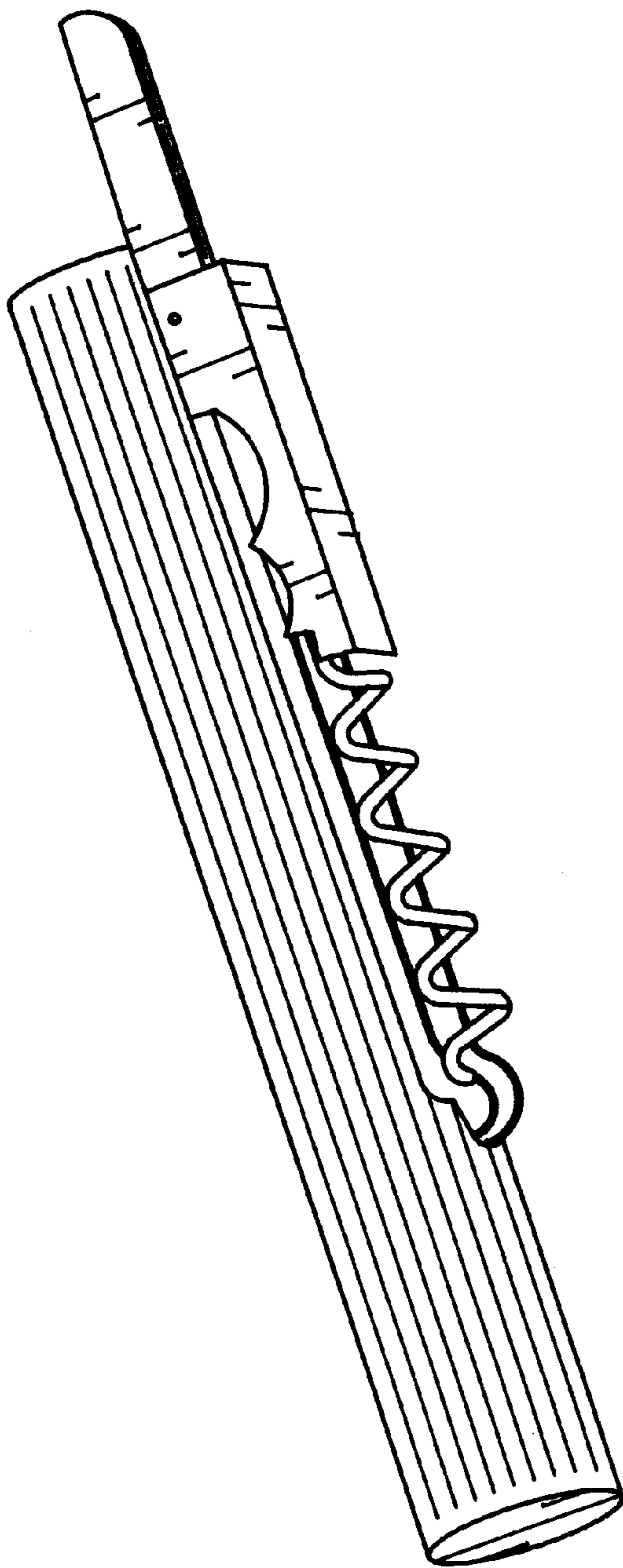


FIG. 3

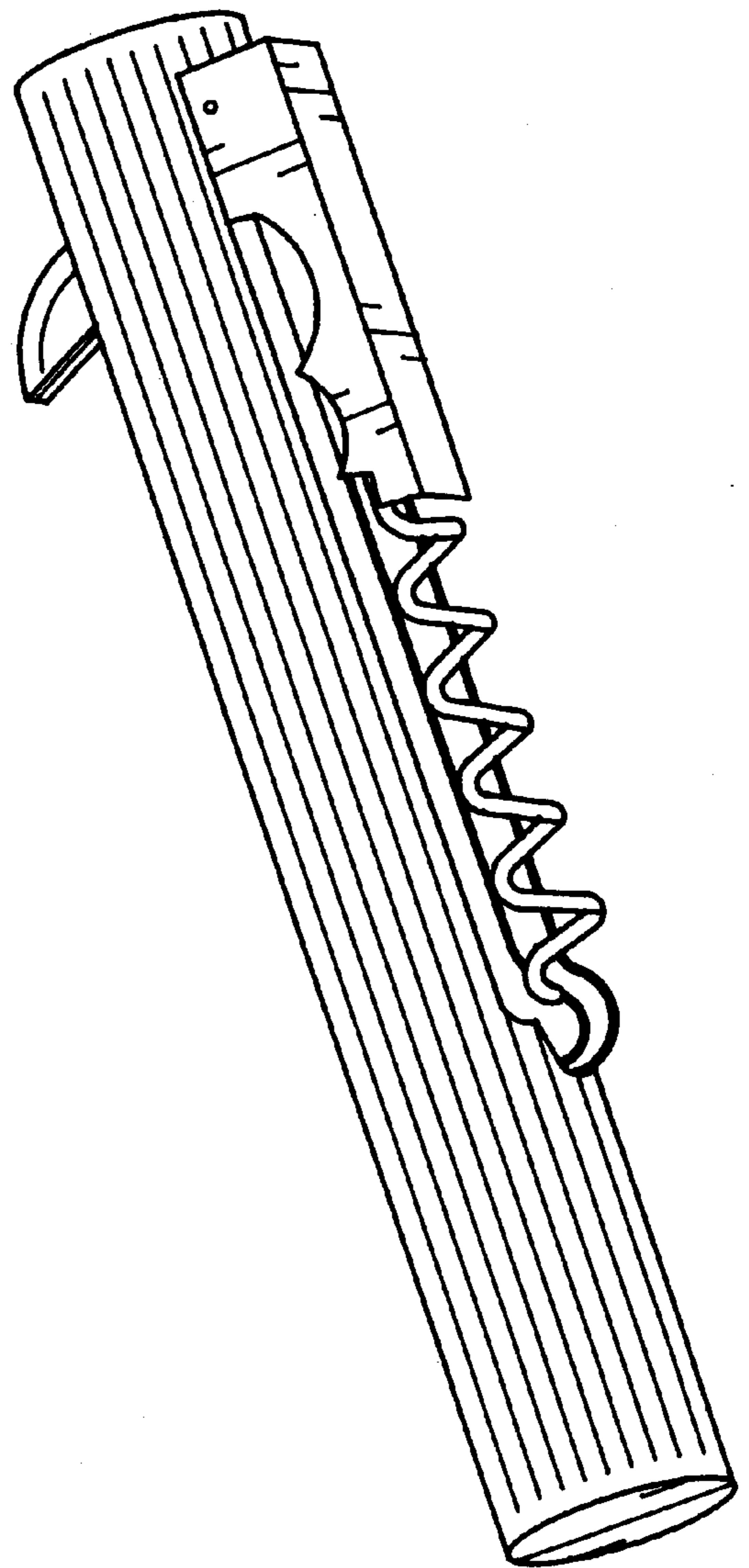


FIG. 4




FIG. 5




FIG. 6




FIG. 7




FIG. 8