



US00D421197S

# United States Patent [19]

Chu et al.

[11] Patent Number: **Des. 421,197**

[45] Date of Patent: **\*\* Feb. 29, 2000**

[54] STORAGE CABINET

D. 402,492 12/1998 Chen ..... D6/561

[76] Inventors: **Chau-Ho Chu; Kam-Kai Lai**, both of  
P.O. Box 63-247, Taichung, Taiwan

*Primary Examiner*—Brian N. Vinson  
*Attorney, Agent, or Firm*—Alan Kamrath; Oppenheimer,  
Wolff & Donnelly, LLP

[\*\*] Term: **14 Years**

### [57] CLAIM

[21] Appl. No.: **29/103,576**

The ornamental design for storage cabinet, as shown and described.

[22] Filed: **Apr. 16, 1999**

[51] LOC (6) Cl. .... **08-08**

### DESCRIPTION

[52] U.S. Cl. .... **D6/561**

FIG. 1 is a perspective view of a storage cabinet showing my new design;

[58] Field of Search ..... D6/561, 559; 312/34.1,  
312/34.4, 224, 277, 242, 245; 211/123

FIG. 2 is a front elevational view thereof;

FIG. 3 is a rear elevational view thereof;

### [56] References Cited

#### U.S. PATENT DOCUMENTS


D. 153,351	4/1949	Grocoff	.....	D6/559
D. 268,387	3/1983	Paszkiwicz	.....	D6/561
D. 395,779	7/1998	Chen	.....	D6/559
D. 398,178	9/1998	Chen	.....	D6/561

FIG. 4 is a left elevational view thereof; the opposite side being a mirror image of the shown.

FIG. 5 is a top plan view thereof; and,

FIG. 6 is bottom plan view thereof.

**1 Claim, 3 Drawing Sheets**






Fig. 1




Fig. 2




Fig. 3

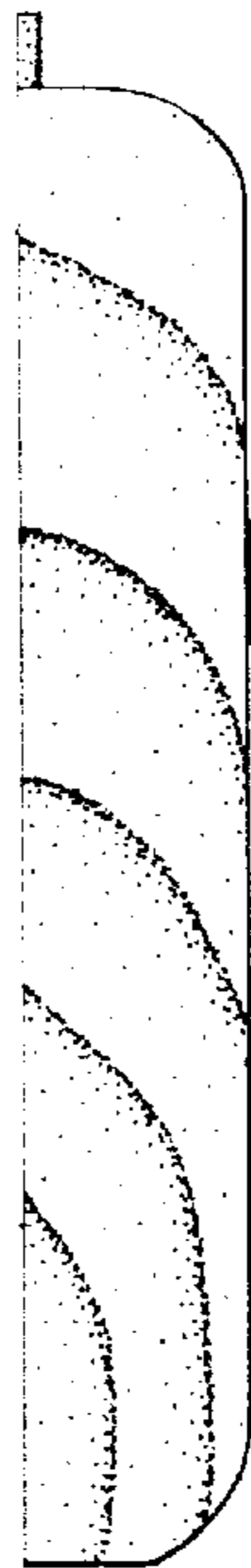


Fig. 4



Fig. 5



Fig. 6