



US00D421196S

**United States Patent** [19]  
**Somers**

[11] **Patent Number: Des. 421,196**

[45] **Date of Patent: \*\* Feb. 29, 2000**

[54] **STORAGE CABINET**

2,166,430 7/1939 Green ..... 49/70  
3,732,702 5/1973 Desch ..... 62/3.6  
5,707,125 1/1998 Coglein ..... 312/242

[76] Inventor: **David Somers**, 2013 139th Pl., SE.,  
Bellevue, Wash. 98005

[\*\*] Term: **14 Years**

*Primary Examiner*—Kay H. Chin  
*Attorney, Agent, or Firm*—Walter A. Hackler

[21] Appl. No.: **29/079,370**

[57] **CLAIM**

[22] Filed: **Nov. 14, 1997**

The ornamental design for the storage cabinet, as shown and described.

[51] **LOC (6) Cl.** ..... **08-08**

**DESCRIPTION**

[52] **U.S. Cl.** ..... **D6/559**

[58] **Field of Search** ..... D6/552, 553, 567,  
D6/569, 574, 559; 312/242, 224, 225, 226,  
227, 274, 249.1, 245, 101


FIG. 1 is a perspective view of the front, top and left of the cabinet;  
FIG. 2 is a perspective view of the rear, bottom and right of the cabinet;  
FIG. 3 is a left side elevational view of the cabinet, the right side being an identical mirror image of the left; and,  
FIG. 4 is a top plan view of the cabinet, the bottom view being an identical mirror image of the top.

[56] **References Cited**

**U.S. PATENT DOCUMENTS**

Re. 31,409 10/1983 Crist ..... 312/242  
D. 366,796 2/1996 Crowley ..... D6/559  
D. 396,161 7/1998 Coglein ..... D6/574

**1 Claim, 1 Drawing Sheet**






FIG. 1.

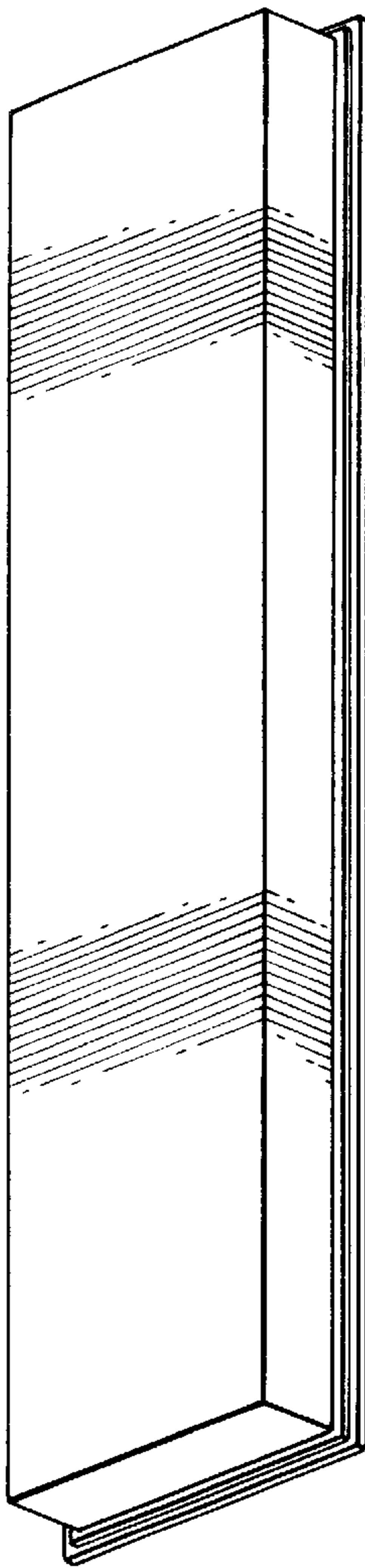


FIG. 2.

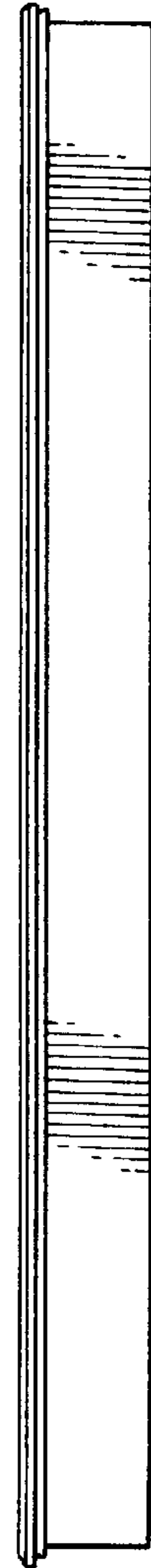


FIG. 3.




FIG. 4.