



US00D421176S

United States Patent [19]

[11] **Patent Number: Des. 421,176**

Matis et al.

[45] **Date of Patent: ** Feb. 29, 2000**

[54] **SHOE UPPER**

[75] Inventors: **Clark A. Matis**, Charlotte, Vt.; **Jacques Lavertue**, Rockford, Mich.; **Bruce Rogers**, Portland, Oreg.

[73] Assignee: **Wolverine World Wide, Inc.**, Rockford, Mich.

[**] Term: **14 Years**

[21] Appl. No.: **29/103,254**

[22] Filed: **Apr. 12, 1999**

[51] **LOC (6) Cl.** **02-04**

[52] **U.S. Cl.** **D2/969; D2/907; D2/902**

[58] **Field of Search** **D2/902, 907-912, D2/969, 970, 947-960; 36/83, 39, 102, 106, 113, 114, 126-131, 3 R, 45, 46.5, 48, 50.1, 25 R, 4**

[56] **References Cited**

U.S. PATENT DOCUMENTS

- D. 325,118 4/1992 Smith D2/969
- D. 336,974 7/1993 Harfield D2/969
- D. 344,849 3/1994 Greene D2/969

- D. 361,884 9/1995 Lozano D2/970
- D. 365,200 12/1995 Teague et al. D2/969
- D. 386,291 11/1997 Napurano, Jr. D2/969
- D. 397,841 9/1998 Munns D2/902
- D. 410,691 6/1999 Boyer D2/902

Primary Examiner—Stella Reid
Assistant Examiner—G. Andoll
Attorney, Agent, or Firm—Warner Norcross & Judd

[57] **CLAIM**

The ornamental design for a shoe upper, as shown and described.

DESCRIPTION

FIG. 1 is a perspective view of the shoe upper embodying the new design;
FIG. 2 is a front elevational view thereof;
FIG. 3 is a rear elevational view thereof;
FIG. 4 is a top plan view thereof;
FIG. 5 is a right side elevational view thereof; and,
FIG. 6 is a left side elevational view thereof.
FIGS. 1-6 show an outsole in broken lines. The outsole is shown for environmental purposes and does not form any part of the claimed design.

1 Claim, 6 Drawing Sheets





FIG. 1

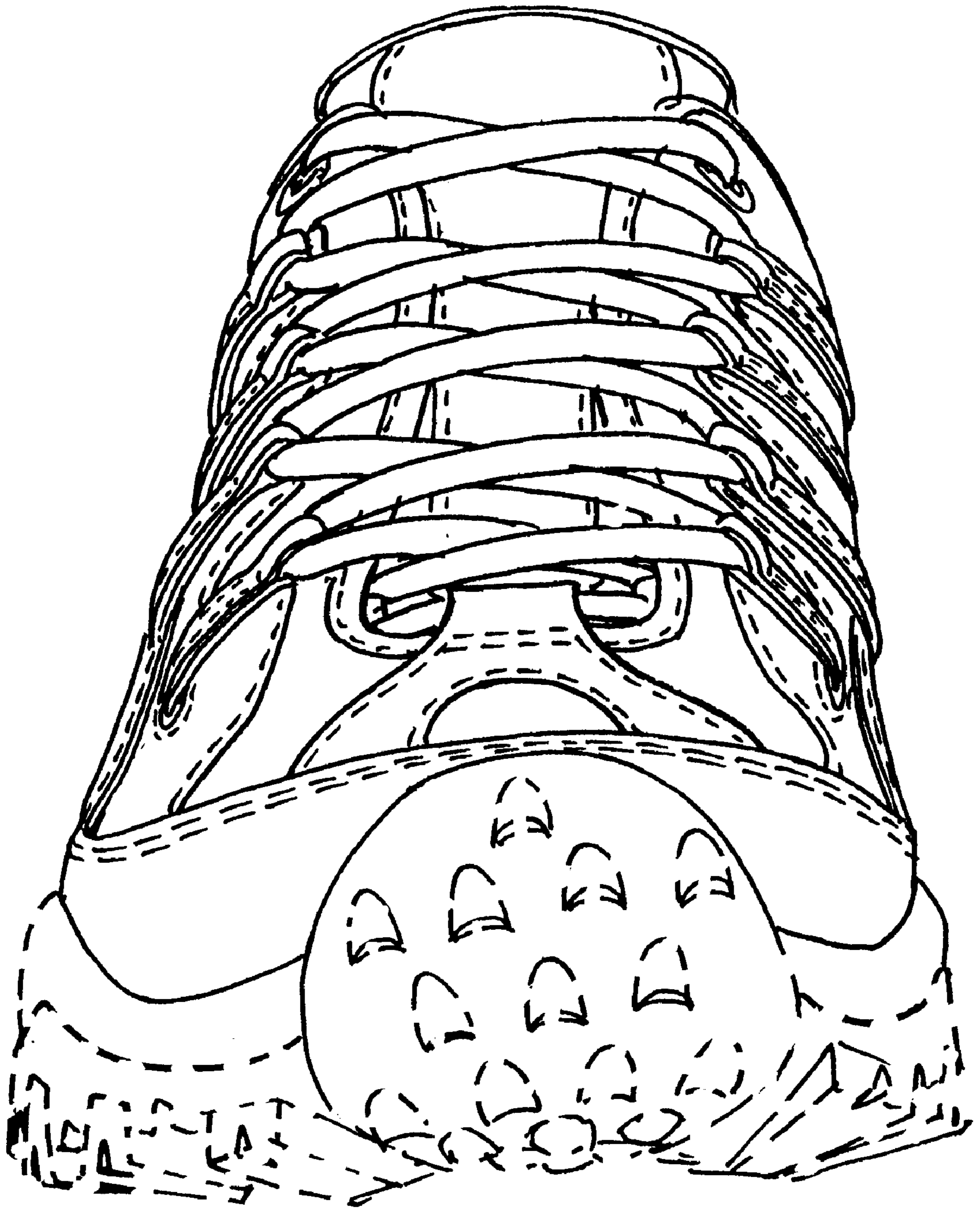


FIG. 2

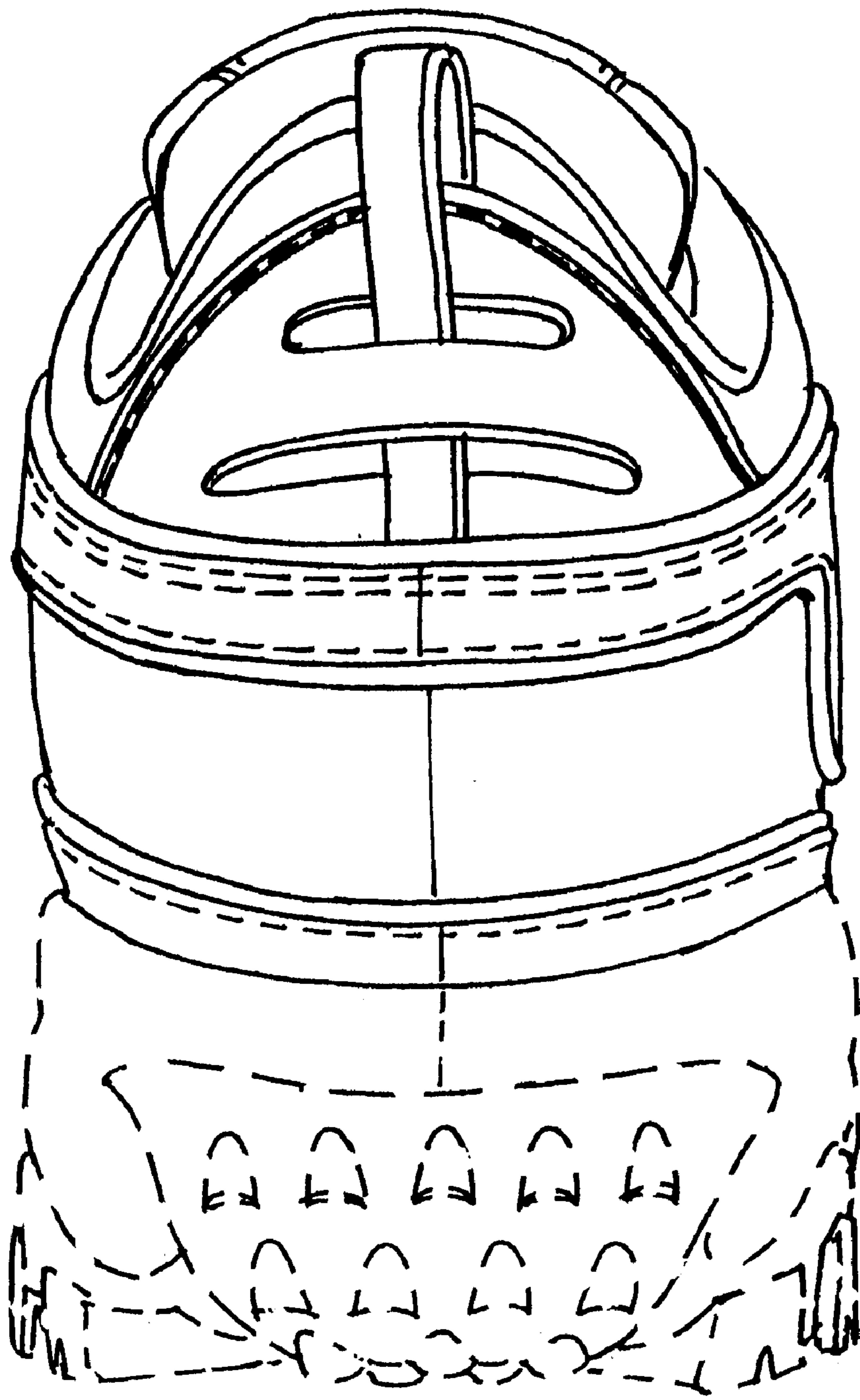


FIG. 3

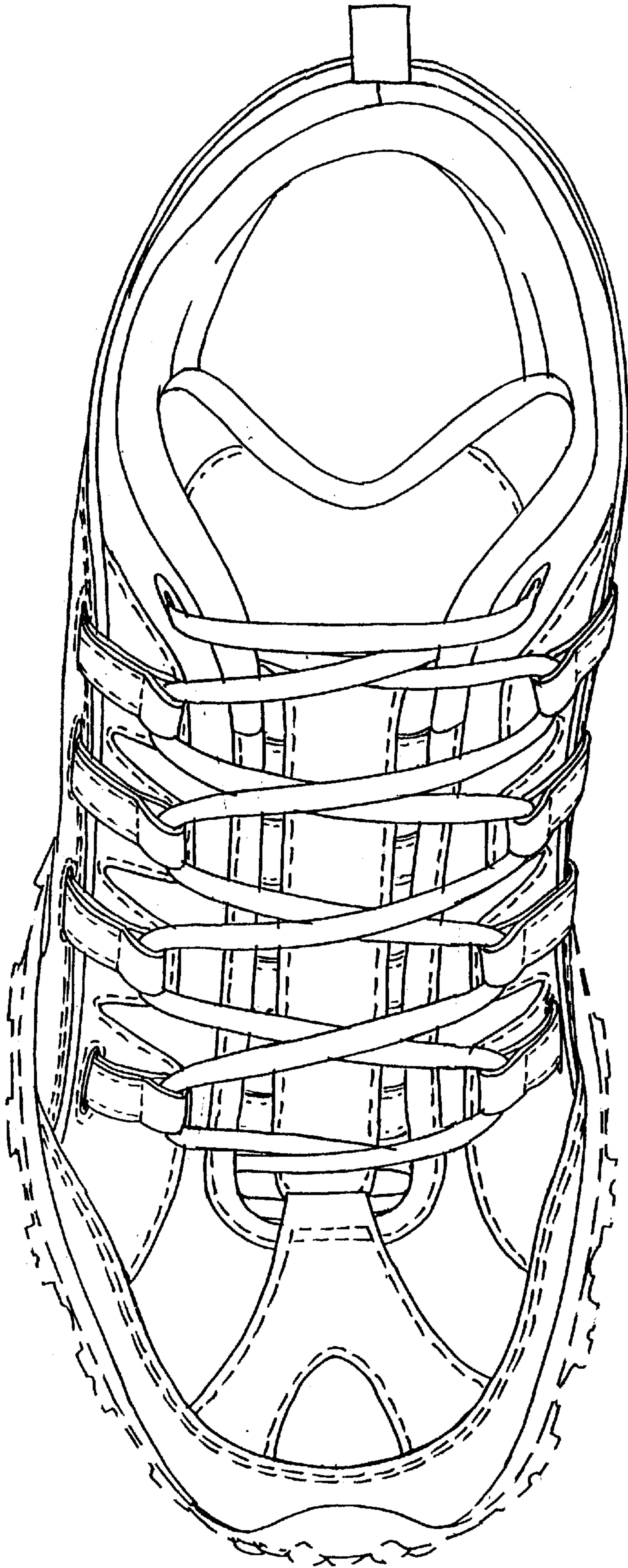


FIG. 4



FIG. 5

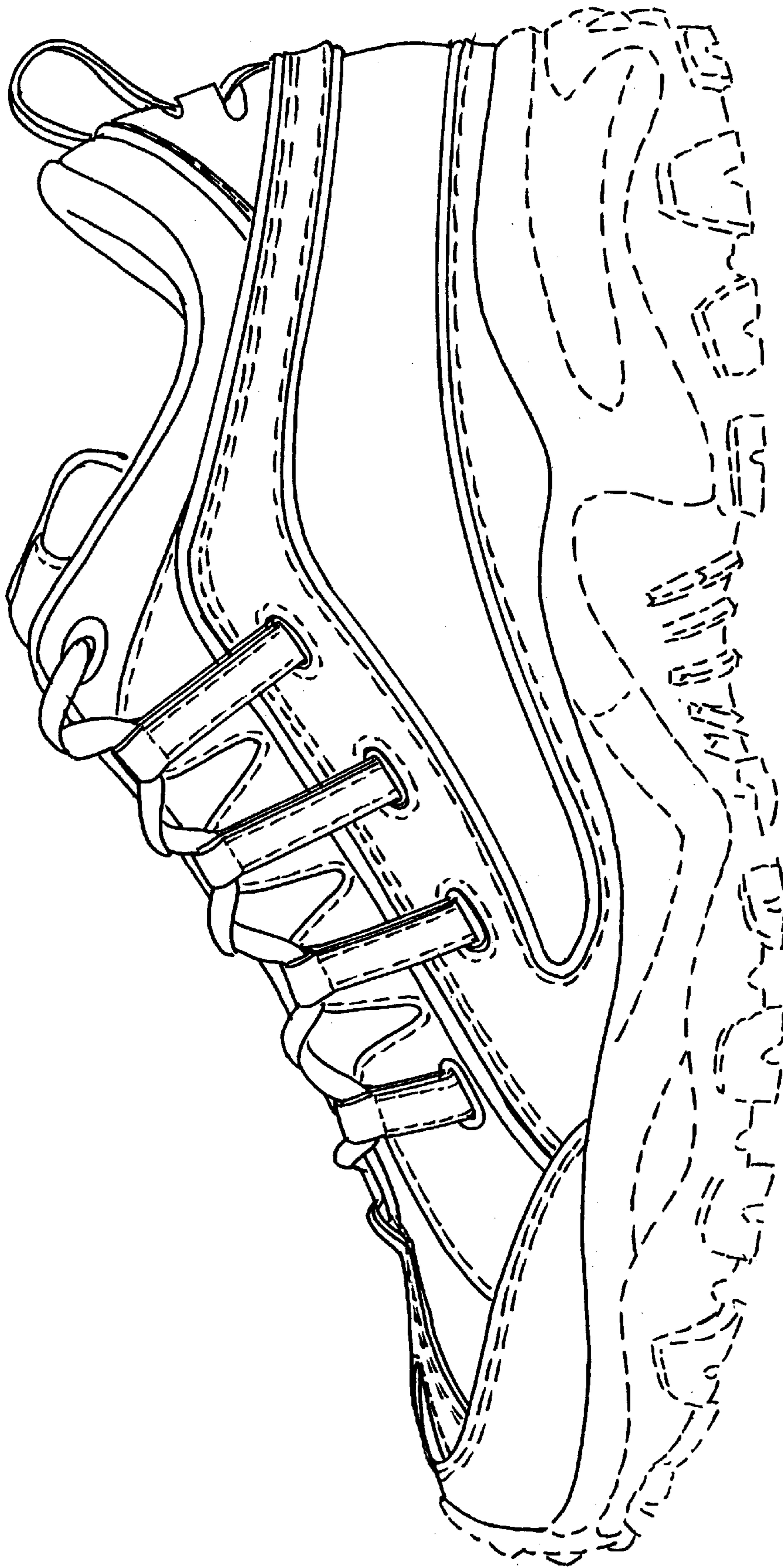


FIG. 6