



US00D421173S

United States Patent [19] Castelli

[11] **Patent Number: Des. 421,173**

[45] **Date of Patent: ** Feb. 29, 2000**

[54] **DISPOSABLE BIB**

[76] Inventor: **Anthony M. Castelli**, 408 Elsinore Dr.,
Vacaville, Calif. 95687

[**] Term: **14 Years**

[21] Appl. No.: **29/103,505**

[22] Filed: **Apr. 15, 1999**

[51] **LOC (6) Cl. 02-02**

[52] **U.S. Cl. D2/864; D2/860; D2/861**

[58] **Field of Search D2/860-861, 864;
2/49.1, 49.2, 48, 69**

[56] **References Cited**

U.S. PATENT DOCUMENTS

D. 94,343	1/1935	Eidingere	D2/861
D. 182,149	2/1958	Turner	D2/861
615,293	12/1898	Maier	2/49.2
2,563,420	8/1951	Roe	2/48
2,694,199	11/1954	Sanders	2/49.2
3,727,238	4/1973	Wolfson	2/69
4,038,697	8/1977	Levitt	2/48
4,569,086	2/1986	Takefman	2/49.2

4,660,226	4/1987	Quilling et al.	2/49.2
4,663,779	5/1987	Bible	2/49.3
5,483,701	1/1996	Ferreyros	2/49.2

Primary Examiner—Celia Murphy

[57] **CLAIM**

I claim the ornamental design for a disposable bib, as shown and described.

DESCRIPTION

FIG. 1 is a front elevational view of the disposable bib of the present invention;
 FIG. 2 is a back elevational view of the disposable bib of FIG. 1;
 FIG. 3 is a left side elevational view of the disposable bib of FIG. 1;
 FIG. 4 is a right side elevational view of the disposable bib of FIG. 1;
 FIG. 5 is a top plan view of the disposable bib of FIG. 1; and,
 FIG. 6 is a bottom plan view of the disposable bib of FIG. 1.

The broken lines shown in FIGS. 1 and 2 are understood to represent stitching.

1 Claim, 2 Drawing Sheets

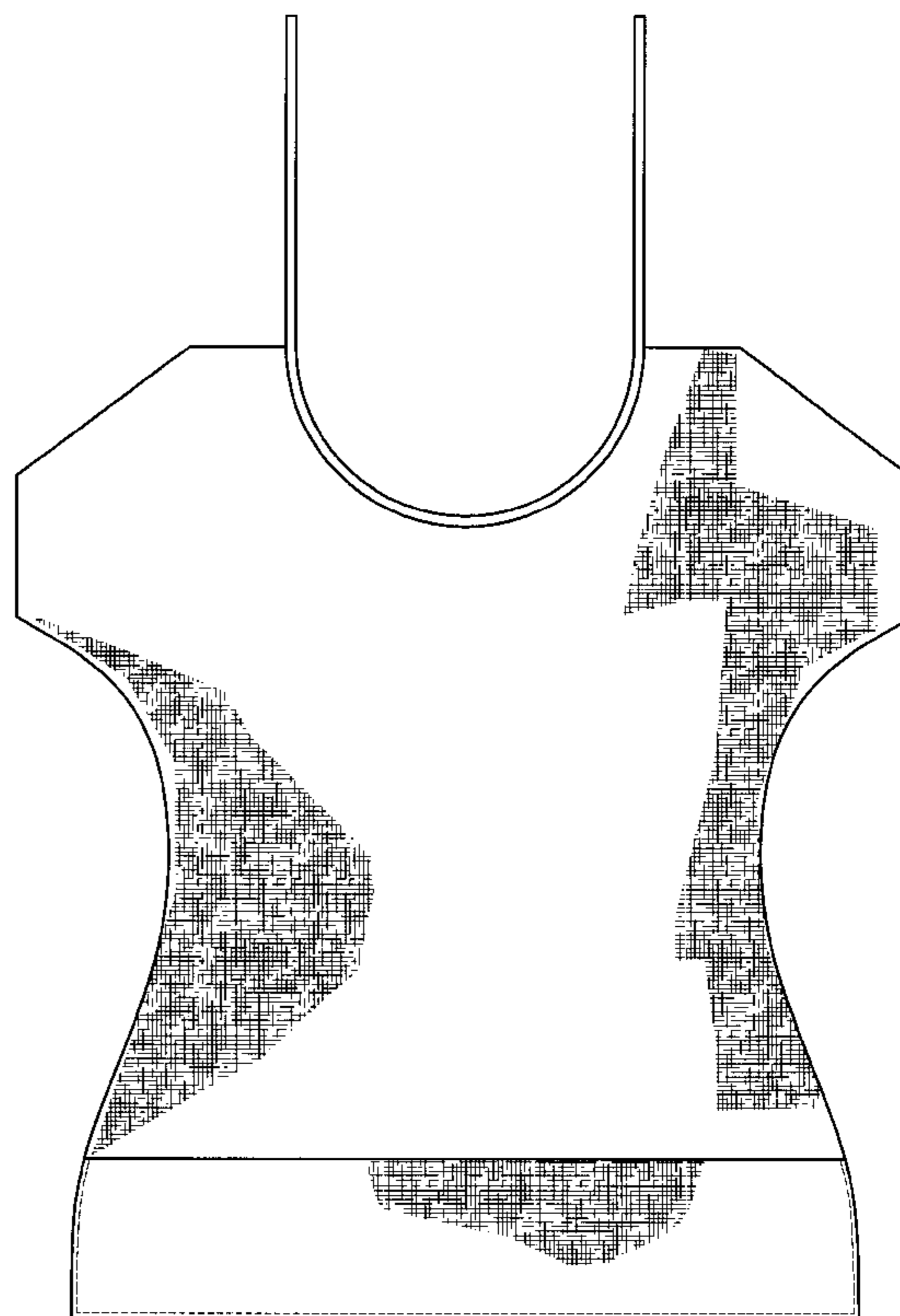
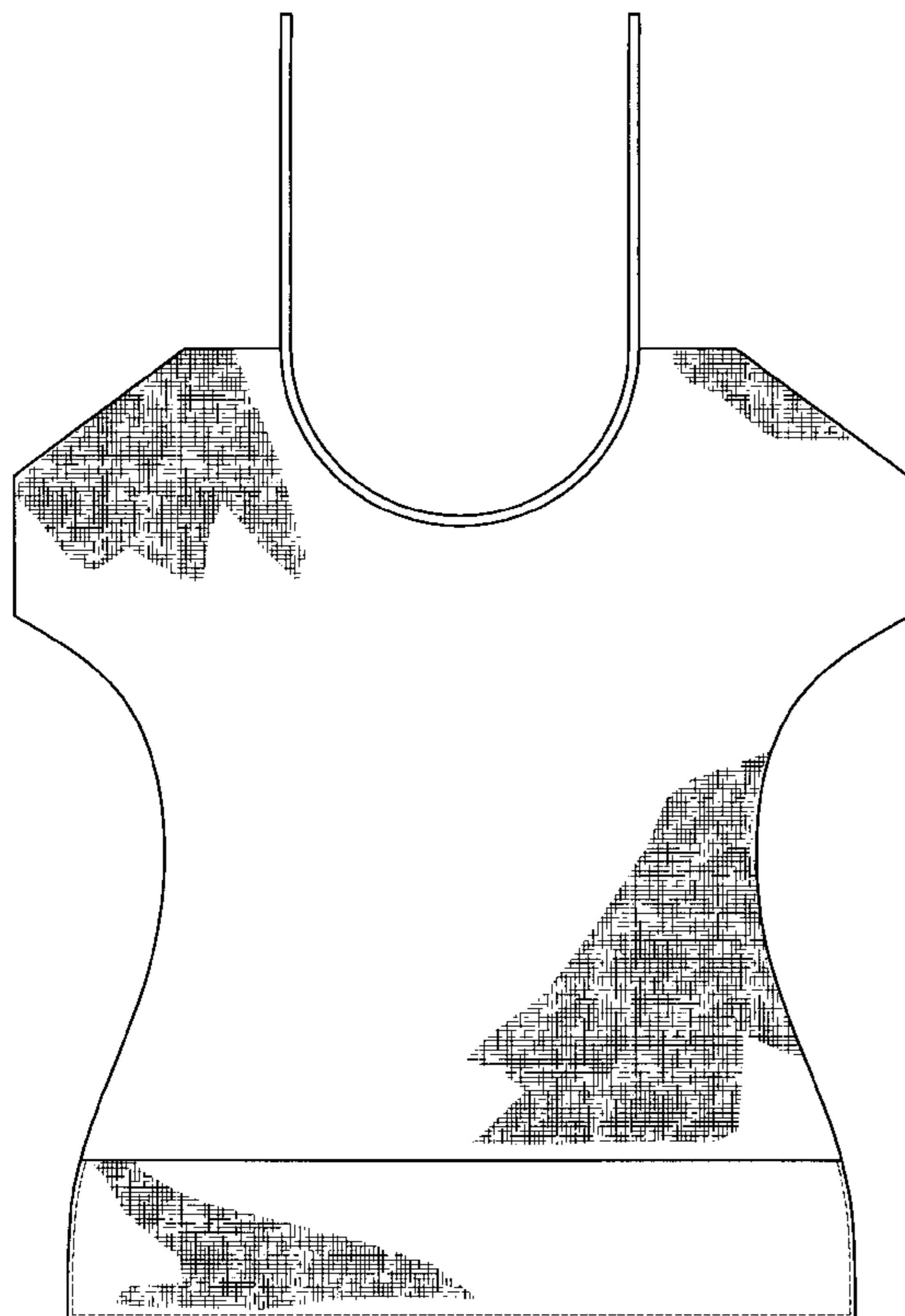


FIG. 1

FIG. 3

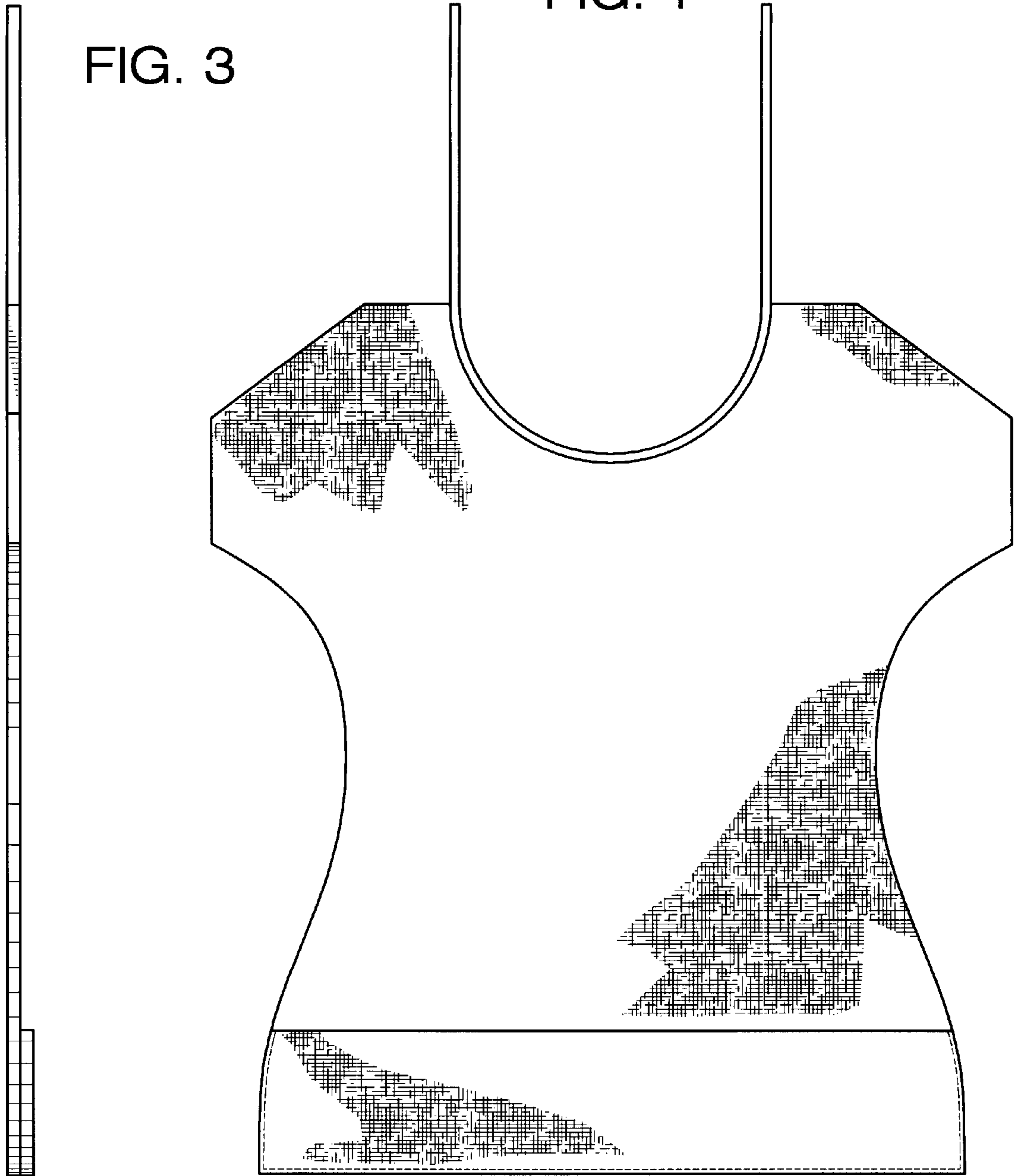


FIG. 6



FIG. 5

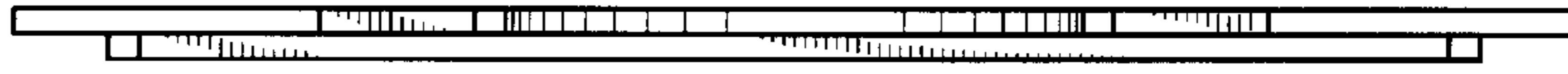


FIG. 2

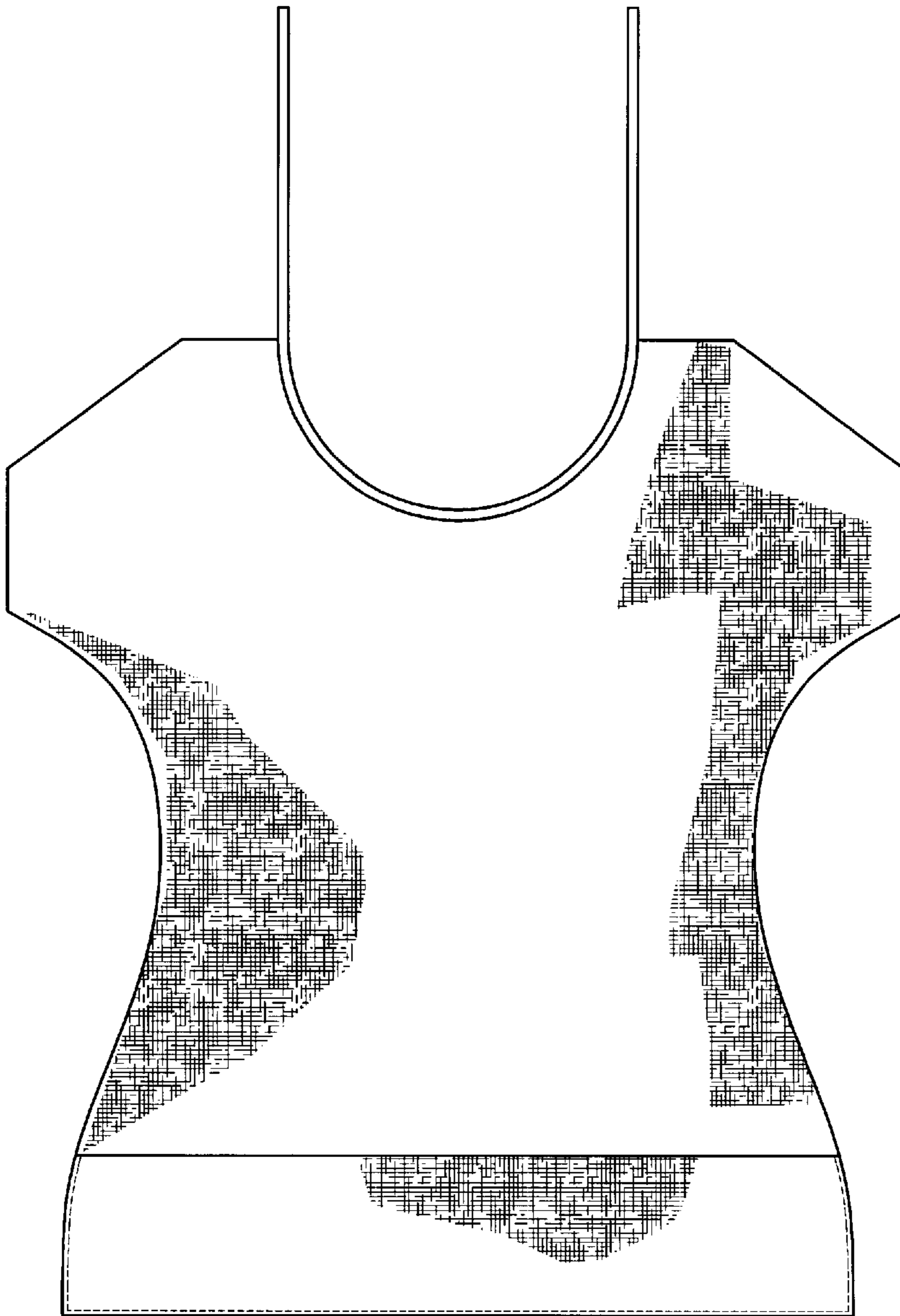


FIG. 4

