



US00D421166S

# United States Patent [19] Tintelnot

[11] **Patent Number: Des. 421,166**

[45] **Date of Patent: \*\* Feb. 22, 2000**

[54] **SCRUBBING PAD**

[75] Inventor: **Carl-Uwe Tintelnot**, Weinheim, Germany

[73] Assignee: **Vileda GmbH**, Weinheim, Germany

[\*\*] Term: **14 Years**

[21] Appl. No.: **29/094,348**

[22] Filed: **Sep. 30, 1998**

### Related U.S. Application Data

[62] Division of application No. 29/085,968, Apr. 1, 1998.

[51] **LOC (7) Cl.** ..... **08-05**

[52] **U.S. Cl.** ..... **D32/40**

[58] **Field of Search** ..... D32/40, 35, 42;  
15/244.4, 244.1, 220.4, 229.11

### [56] References Cited

#### U.S. PATENT DOCUMENTS

- D. 291,258 8/1987 Greer, Sr. .... D32/40
- D. 300,478 3/1989 Hoyt ..... D32/40

- D. 379,697 6/1997 Freudenberg et al. .... D32/40
- D. 379,698 6/1997 Freudenberg et al. .... D32/40
- 3,377,643 4/1968 Teng et al. .
- 3,570,036 3/1971 Gilchrist et al. .... 15/244.4
- 5,007,128 4/1991 Englund et al. .... 15/244.4
- 5,822,826 10/1998 Parker ..... 15/244.4

*Primary Examiner*—Freda Nunn  
*Assistant Examiner*—Cynthia E. Ramirez  
*Attorney, Agent, or Firm*—Fulbright & Jaworski, LLP

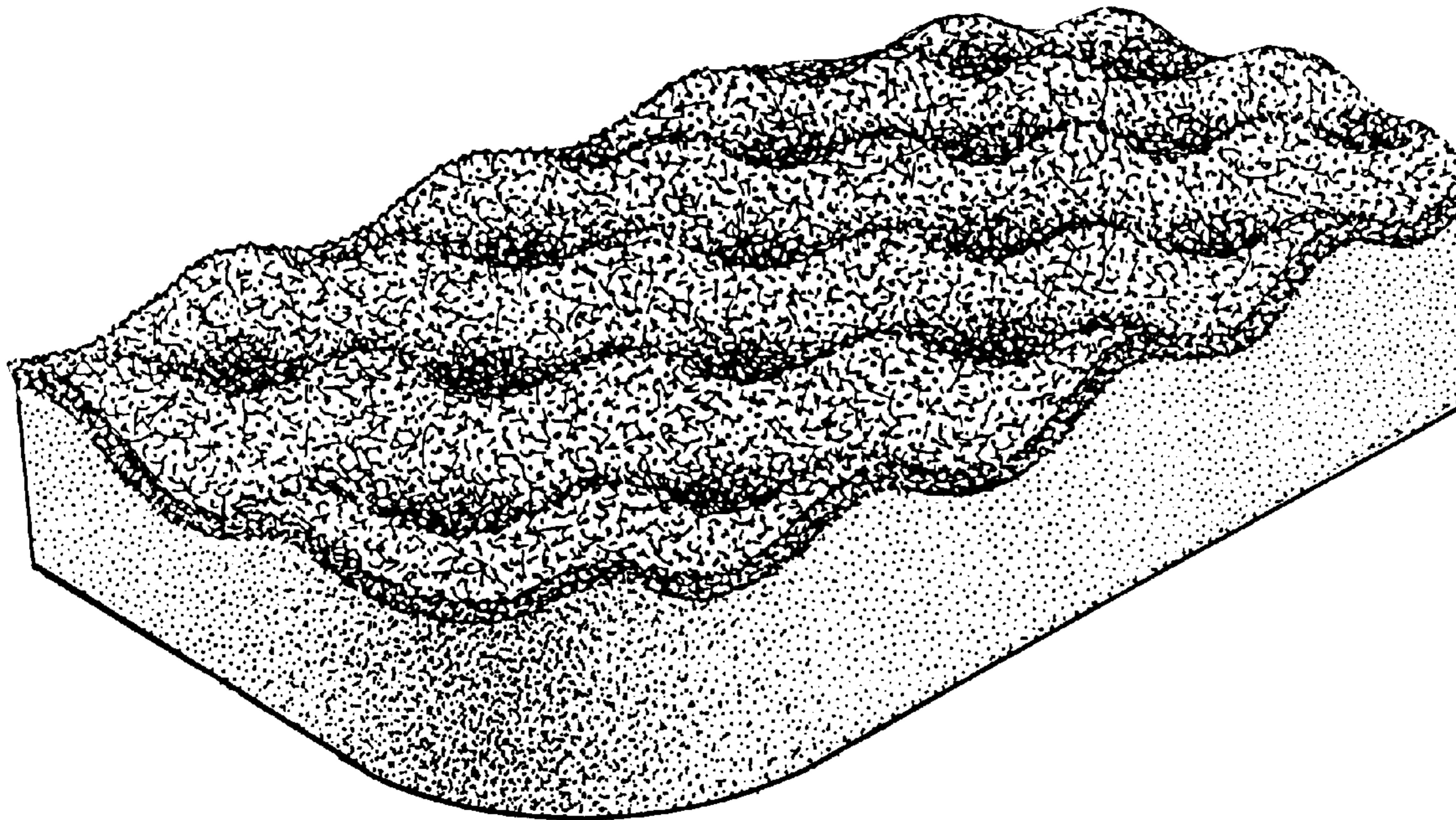
### [57] CLAIM

The ornamental design for a scrubbing pad, as shown and described.

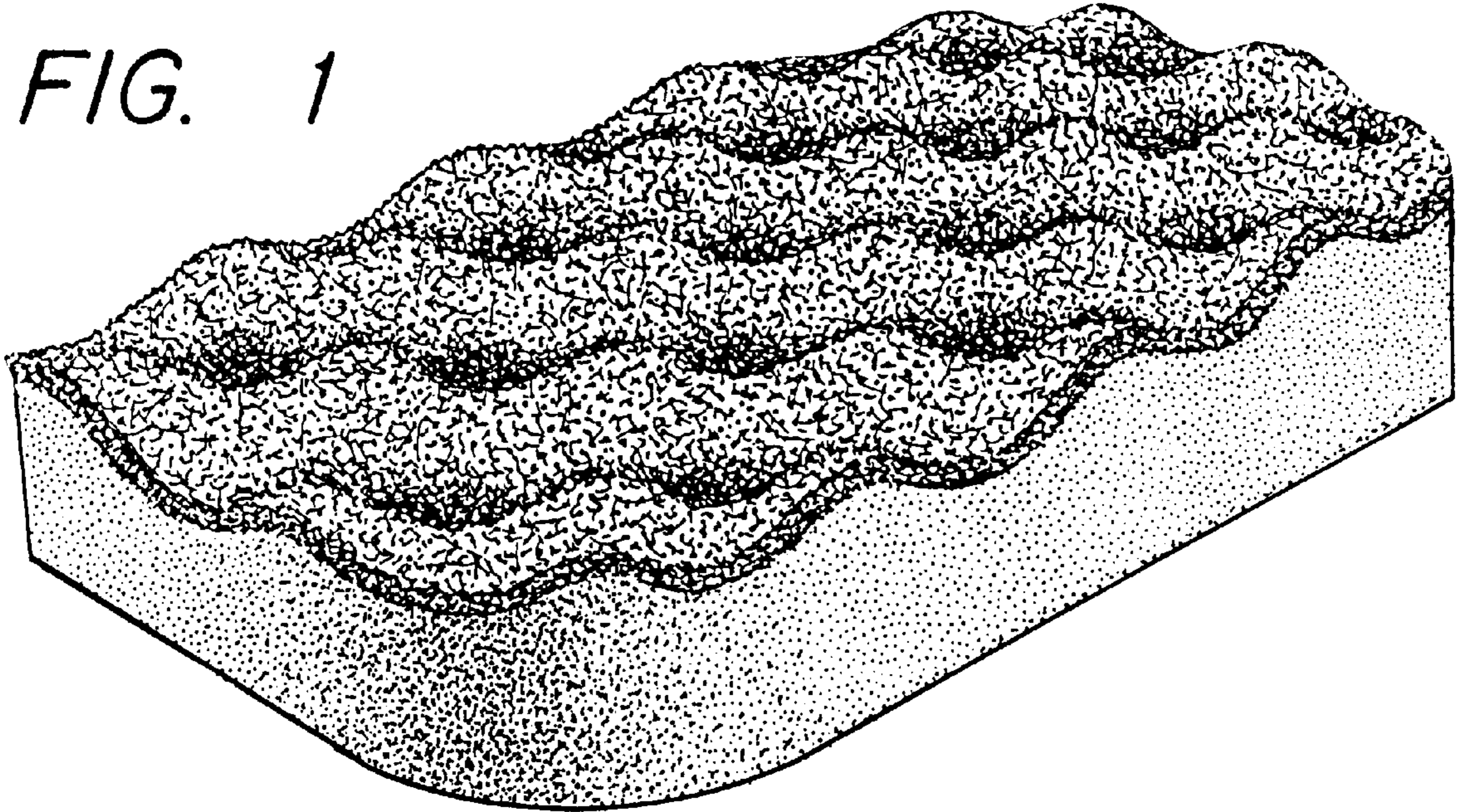
### DESCRIPTION

FIG. 1 is a perspective view of a scrubbing pad showing my new design;  
FIG. 2 is an elevational side view thereof, the other side being a mirror image;  
FIG. 3 is an end view thereof, the other side being a mirror image;  
FIG. 4 is a top plan view thereof; and,  
FIG. 5 is a bottom plan view thereof.


**1 Claim, 2 Drawing Sheets**



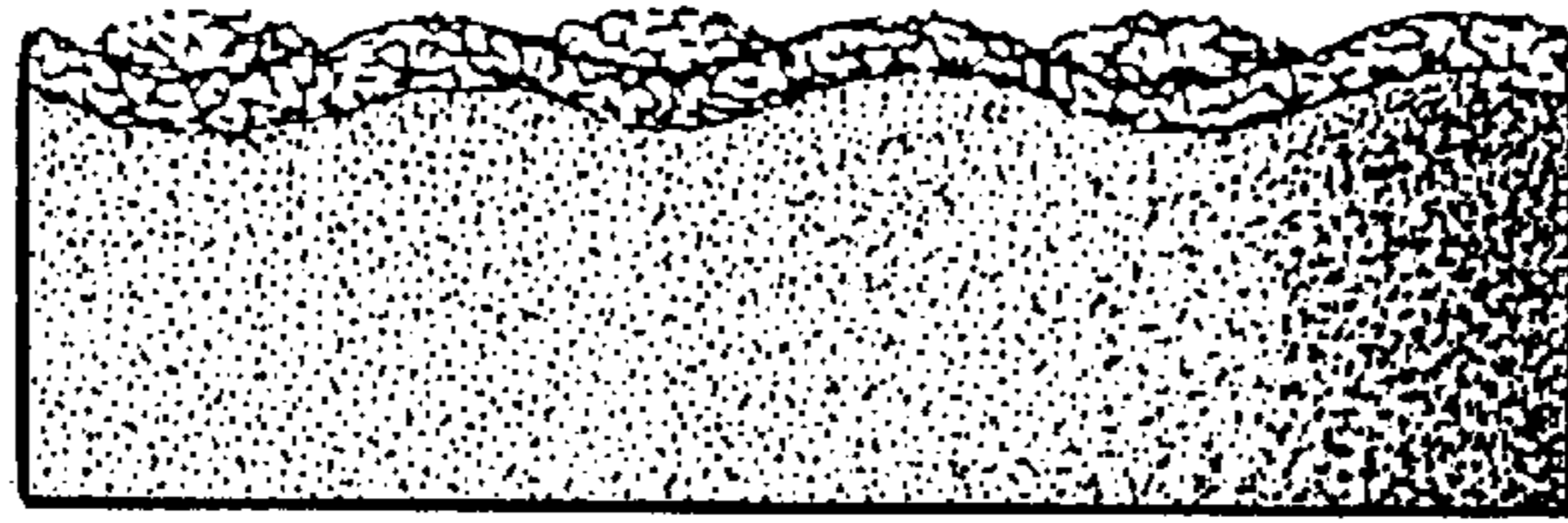
*FIG. 1*



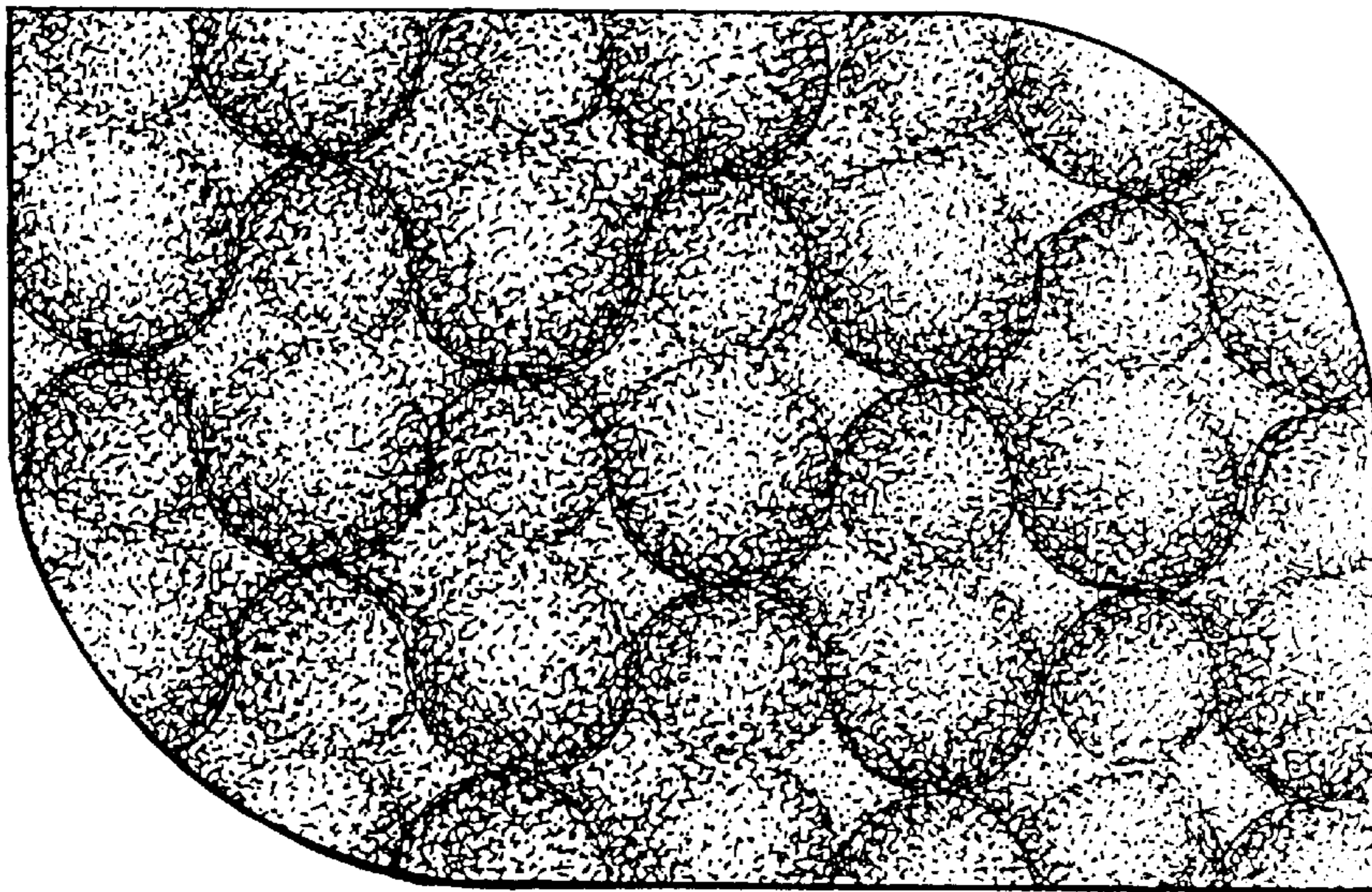
*FIG. 2*



*FIG. 3*



*FIG. 4*



*FIG. 5*

