



US00D421152S

United States Patent [19] Kwok

[11] **Patent Number: Des. 421,152**

[45] **Date of Patent: ** *Feb. 22, 2000**

[54] **HANDLE FOR A STEAM HAIR CARE IMPLEMENT**

4,166,472 9/1979 Battaglia 132/229
4,430,808 2/1984 Toyomi et al. 34/97
4,604,514 8/1986 Thaler et al. 219/225

[76] Inventor: **Daniel S.C. Kwok**, 61 Pau Chung Street, Tokwawan, Kowloon, The Hong Kong Special Administrative Region of the People's Republic of China

OTHER PUBLICATIONS

Hong Kong Household Aug. 1985, back cover: curling irons indicated by arrows.

[*] Notice: This patent is subject to a terminal disclaimer.

Primary Examiner—Catherine Tuttle
Attorney, Agent, or Firm—Joseph H. Golant

[**] Term: **14 Years**

[57] CLAIM

[21] Appl. No.: **29/044,148**

I claim the ornamental design for a handle for a steam hair care implement, as shown.

[22] Filed: **Sep. 18, 1995**

DESCRIPTION

[51] **LOC (7) Cl.** **28-03**

[52] **U.S. Cl.** **D28/18; D28/35**

[58] **Field of Search** D28/13, 15, 18, D28/35, 10; D8/DIG. 7; 132/212, 271, 272, 226-229, 232, 269; 219/222, 225; 34/96, 97, 98; 392/383, 384

FIG. 1 is a right side elevational view of a handle for a steam hair care implement, the opposite side being a mirror image of the side shown;

FIG. 2 is a front end elevational view thereof;

FIG. 3 is rear end elevational view thereof;

FIG. 4 is a bottom plan view thereof; and,

FIG. 5 is a top plan view thereof.

The structures shown in broken lines are for illustrative purposes only and forms no part of the claimed design.


The interior surface inside the unshaded aperture in FIG. 2 forms no part of the claimed design.

[56] References Cited

U.S. PATENT DOCUMENTS

D. 247,683 4/1978 Rokocy et al. D28/13
D. 281,022 10/1985 Rittenhouse D28/35
D. 281,726 12/1985 Tsuji D28/35
3,698,402 10/1972 Arensen 219/225 X

1 Claim, 2 Drawing Sheets



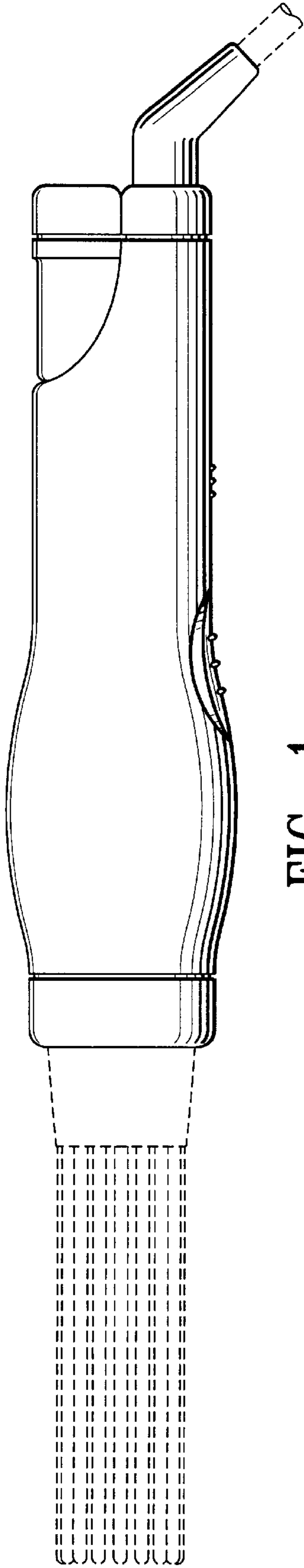


FIG. 1

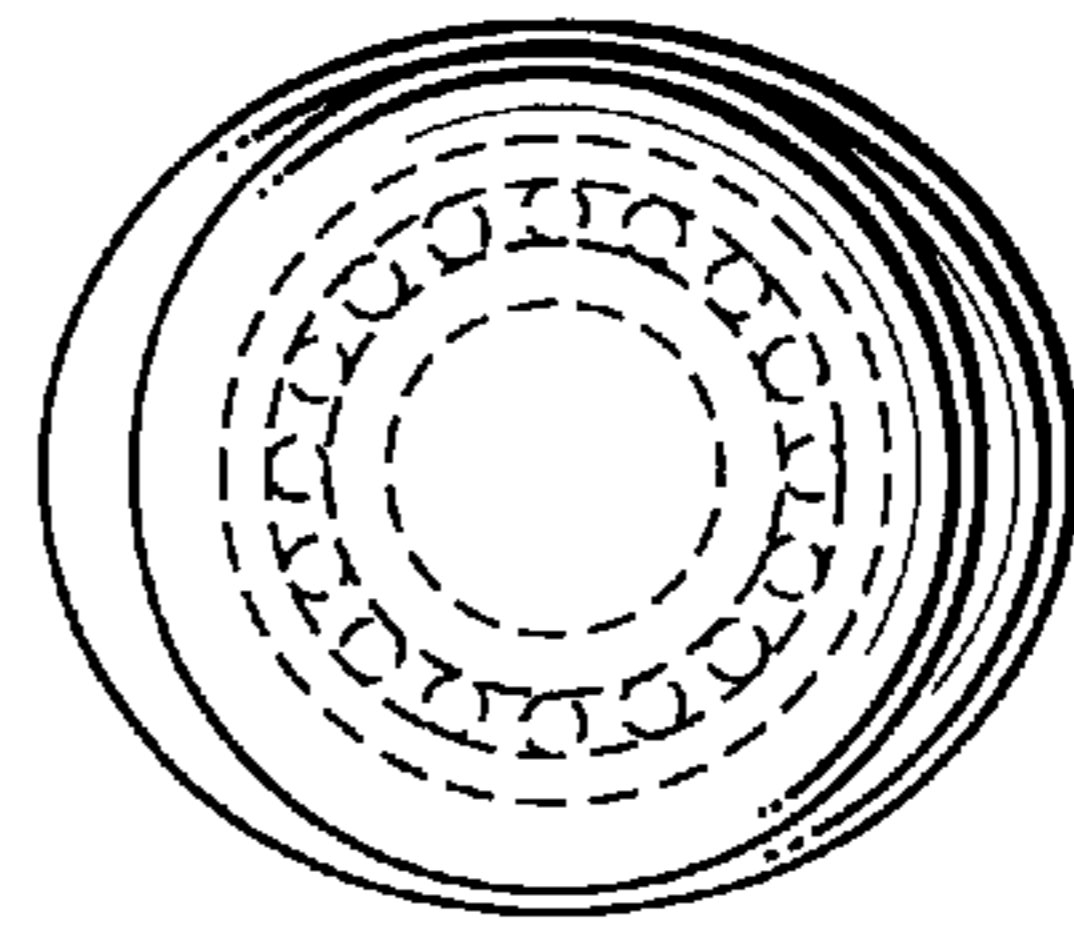


FIG. 2

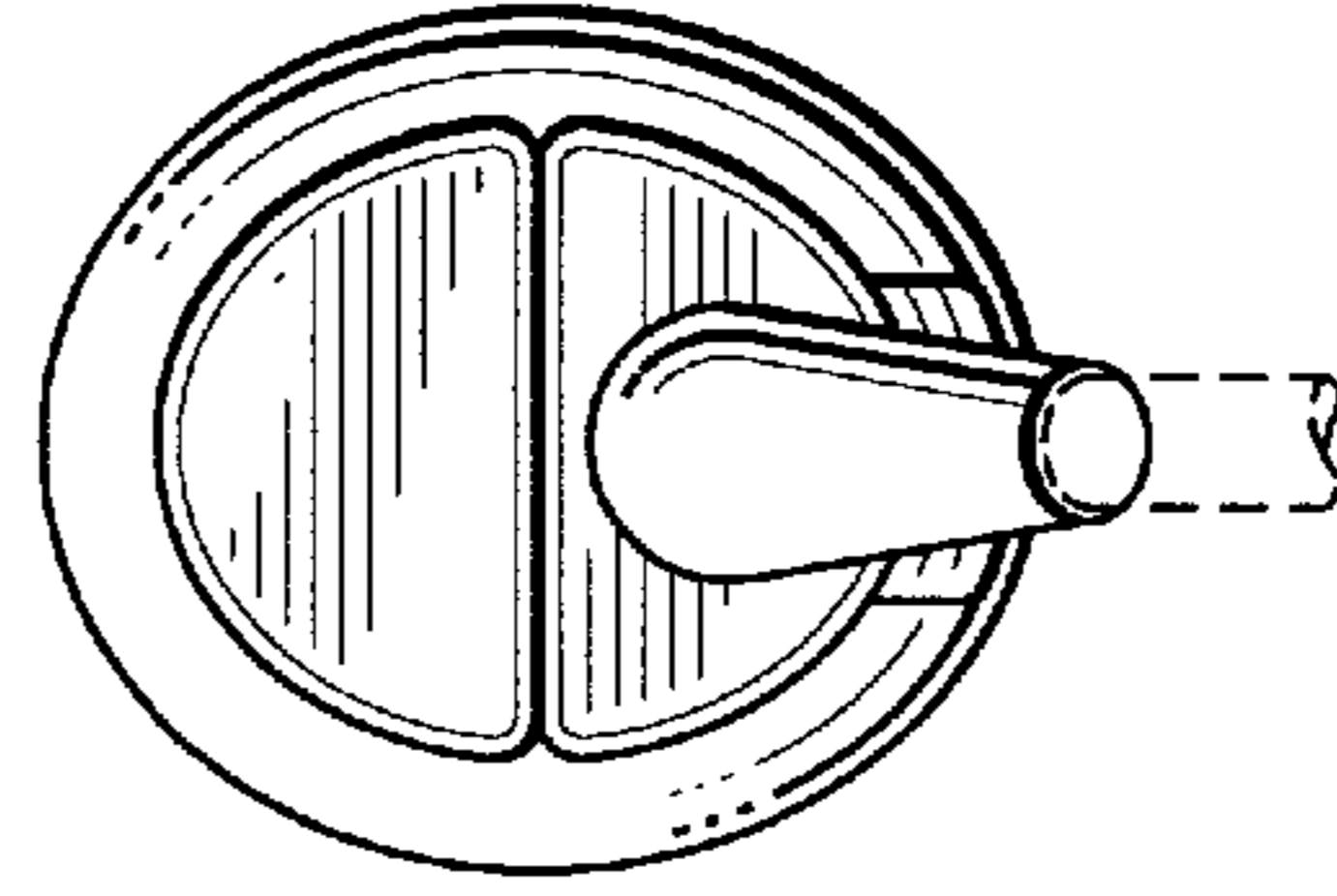


FIG. 3

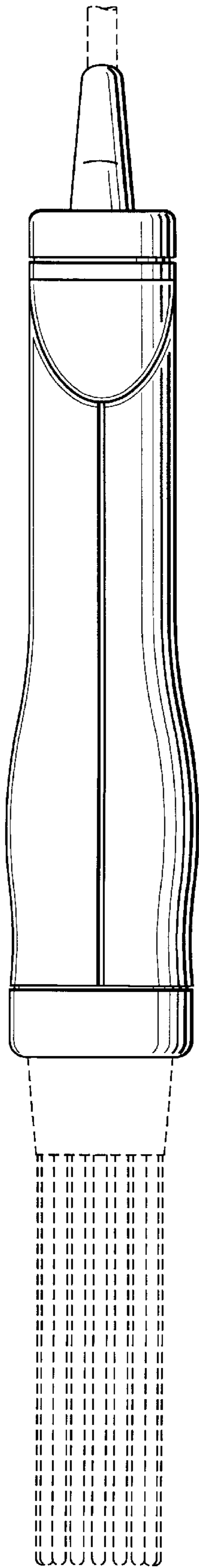


FIG. 4

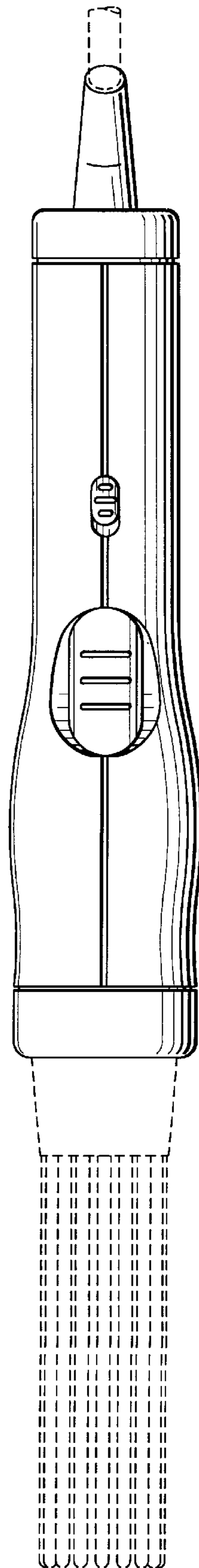


FIG. 5