



US00D421149S

United States Patent [19]
Chen

[11] **Patent Number: Des. 421,149**

[45] **Date of Patent: ** Feb. 22, 2000**

[54] **WALL PLATE FOR A LIGHTING FIXTURE**

Taiwan Lighting, p. 417, panel #BX 8"-12", Feb. 1997.

[76] Inventor: **Jones Chen**, No. 122 Wu Kong 3rd,
Wu Ku Industrial Park, Wu Ku Hsiang,
Taipei Hsein, Taiwan

Primary Examiner—Susan J. Lucas
Attorney, Agent, or Firm—Senniger, Powers, Leavitt &
Roedel

[**] Term: **14 Years**

[21] Appl. No.: **29/088,277**

[57] **CLAIM**

[22] Filed: **May 20, 1998**

The ornamental design for a wall plate for a lighting fixture,
as shown and described.

[51] **LOC (7) Cl.** **26-99**

[52] **U.S. Cl.** **D26/142**

[58] **Field of Search** D26/141, 142,
D26/145, 152, 154, 155, 87, 92; 362/147,
432; D8/352

DESCRIPTION

[56] **References Cited**

U.S. PATENT DOCUMENTS

- D. 356,392 3/1995 Chen D26/142
- D. 372,331 7/1996 Cheng D26/142

FIG. 1 is a front elevational view of a wall plate for a lighting fixture showing my new design, the broken lines indicating that the braided pattern is continued around the fixture;

FIG. 2 is a left side elevational view thereof, the right side elevational view being a mirror image thereof;

FIG. 3 is a top view thereof, the bottom view being identical thereto; and,

FIG. 4 is a rear elevational view thereof.

OTHER PUBLICATIONS

- Kemp & George spring catalog, p. 9, brass push plate, U, Jan. 1991.
- Kichler lighting catalog, p. 84, wall plate #K5124, 1989.

1 Claim, 2 Drawing Sheets

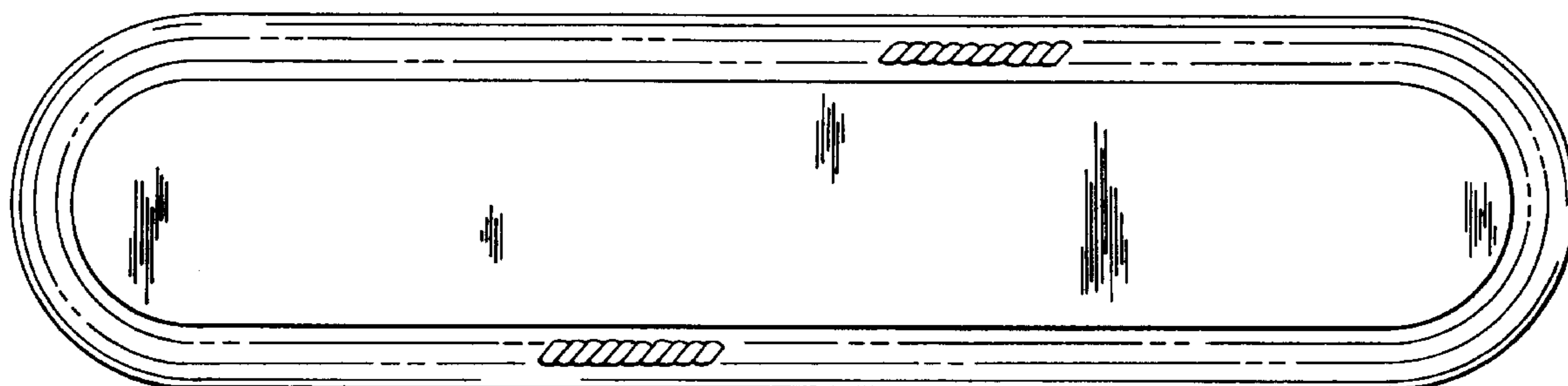


FIG. 1

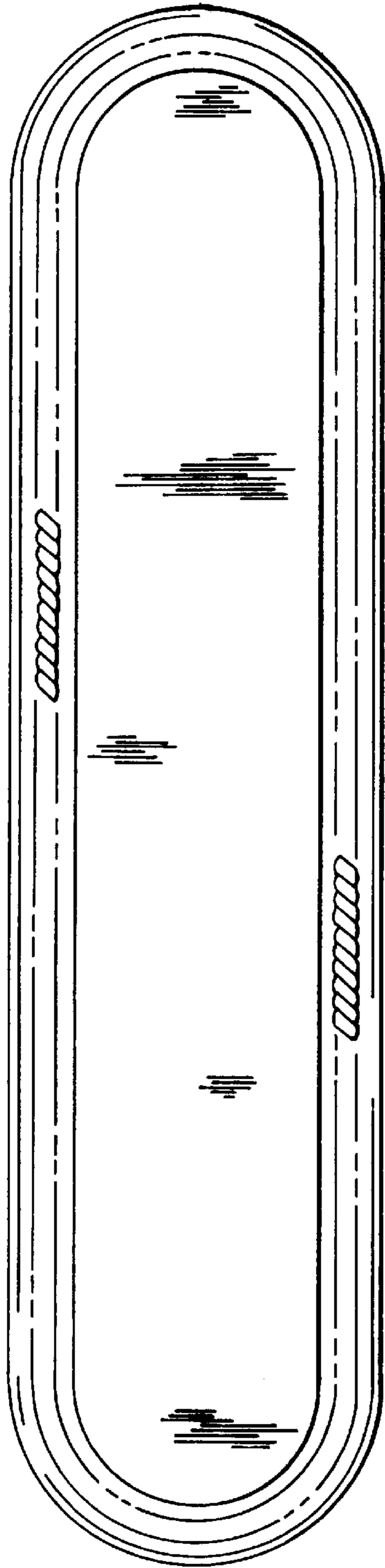


FIG. 2

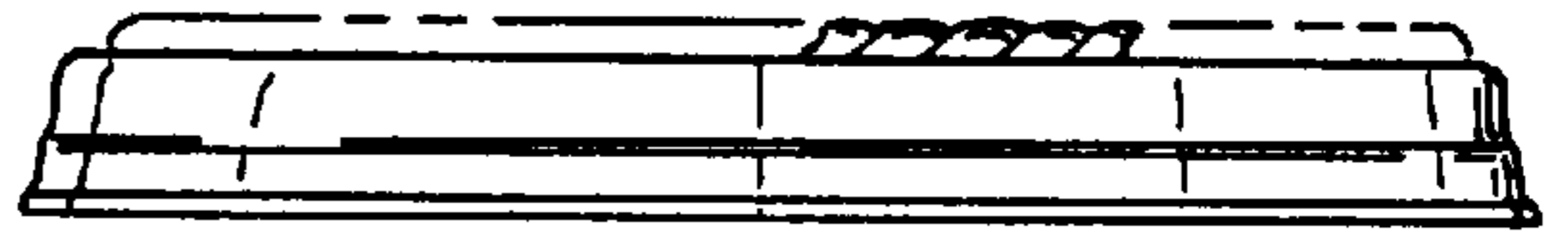


FIG. 3

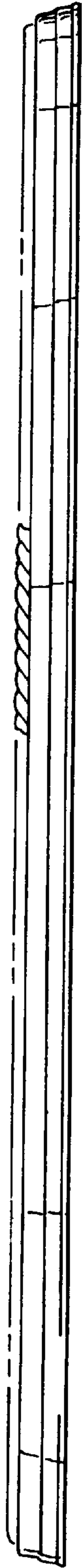


FIG. 4

