



US00D421141S

United States Patent [19] Lo

[11] **Patent Number: Des. 421,141**

[45] **Date of Patent: ** Feb. 22, 2000**

[54] **LIGHT EMITTER**

[76] Inventor: **Tian-Lin Lo**, No. 27, Lane 452,
Chung-Hsing Rd., Pay-Yuh Tsun,
Kuan-In Hsiang, Tao-Yuan Hsien,
Taiwan

[**] Term: **14 Years**

[21] Appl. No.: **29/104,301**

[22] Filed: **May 3, 1999**

- D. 392,999 3/1998 Varholik D26/38
- D. 400,579 11/1998 Ham D26/38
- D. 400,921 11/1998 Jing D26/38
- D. 410,098 1/1999 Chiu D26/38

Primary Examiner—Marcus A. Jackson
Attorney, Agent, or Firm—Bacon & Thomas, PLLC

[57] **CLAIM**

The ornamental design for a light emitter, as shown and described.

Related U.S. Application Data

[63] Continuation-in-part of application No. 29/103,651, Apr. 20, 1999.

[51] **LOC (7) Cl.** **26-02**

[52] **U.S. Cl.** **D26/38**

[58] **Field of Search** D19/36, 51, 48,
D19/56; D26/37-50; 362/32, 109, 118;
401/52, 99, 100, 195

DESCRIPTION

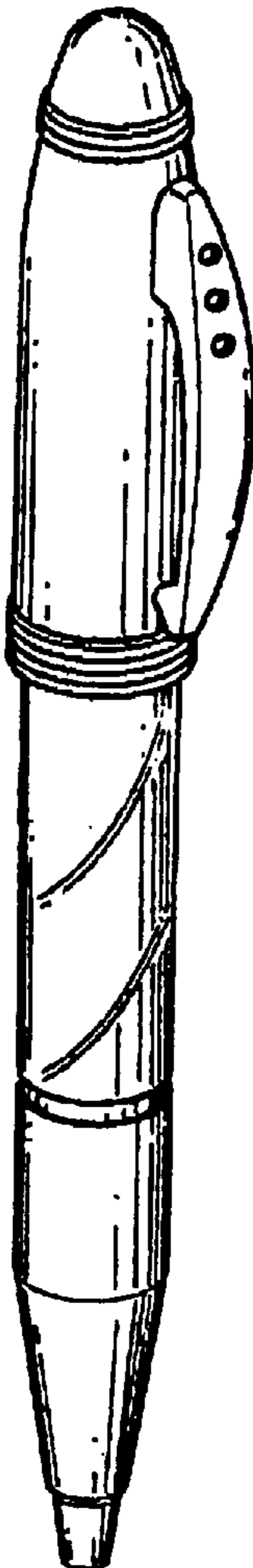
- FIG. 1 is a perspective view of a light emitter showing my new design;
- FIG. 2 is a front elevation view thereof;
- FIG. 3 is a rear elevation view thereof;
- FIG. 4 is a left elevation view thereof;
- FIG. 5 is a right elevation view thereof;
- FIG. 6 is a top plan view thereof; and,
- FIG. 7 is a bottom plan view thereof.

[56] **References Cited**

U.S. PATENT DOCUMENTS

D. 370,497 6/1996 Moore et al. D26/38

1 Claim, 2 Drawing Sheets



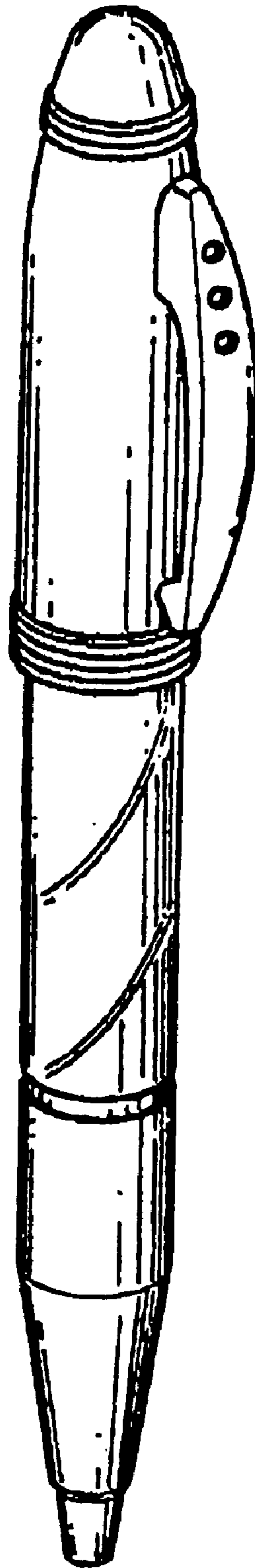


FIG. 1

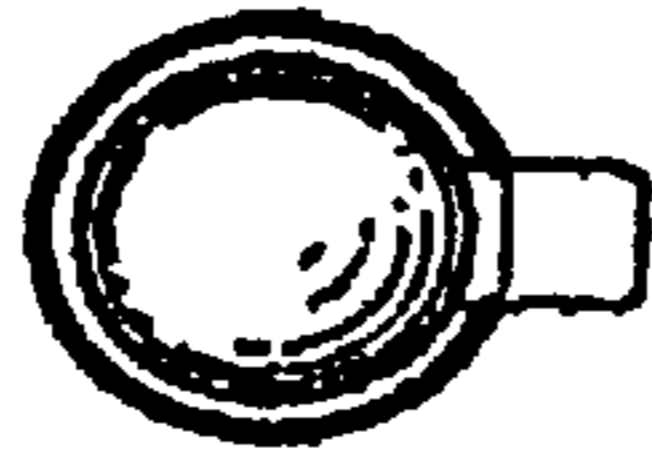


FIG. 6




FIG. 4

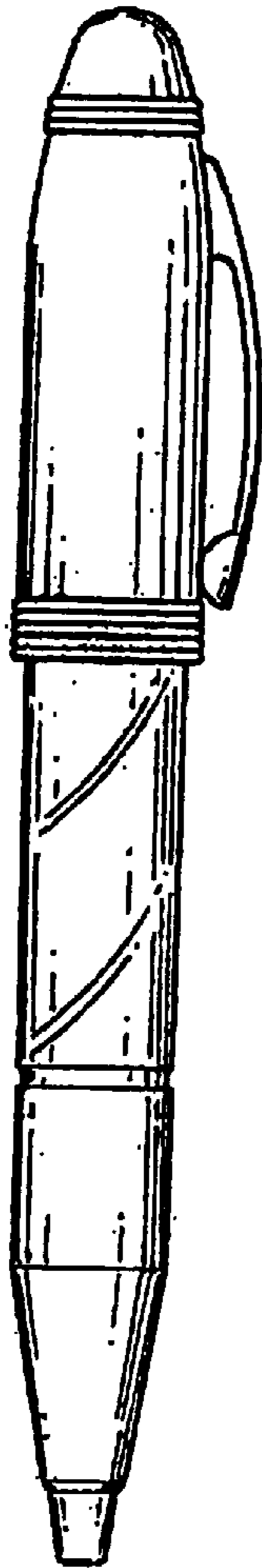


FIG. 2

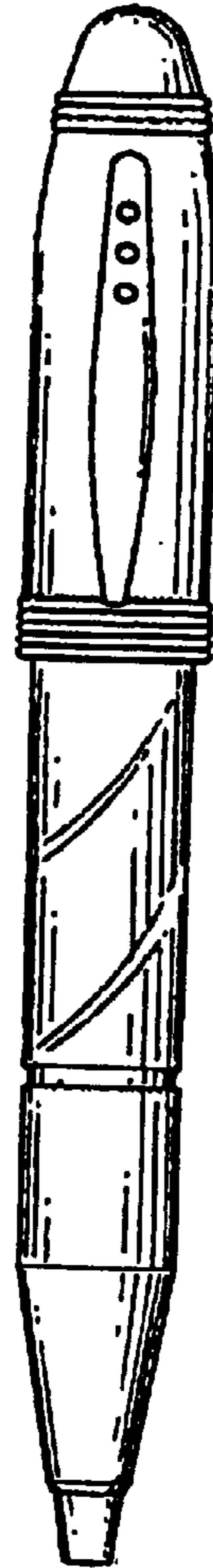


FIG. 5




FIG. 3

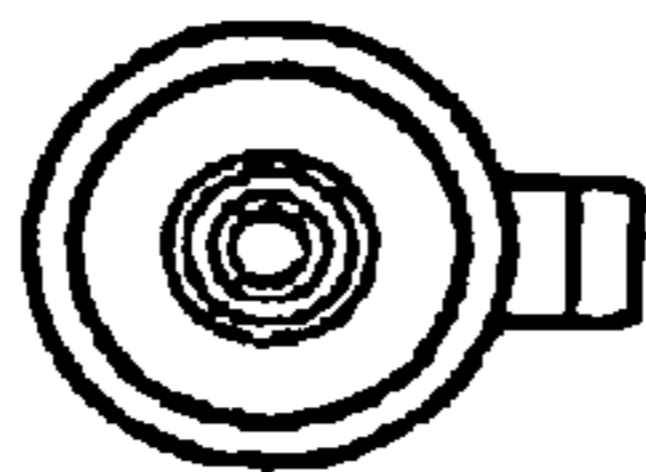


FIG. 7