



US00D421093S

United States Patent [19] Fleischmann

[11] **Patent Number: Des. 421,093**

[45] **Date of Patent: ** Feb. 22, 2000**

[54] **FAUCET**

[75] Inventor: **Klaus Fleischmann**, Krefeld, Germany

[73] Assignee: **Hansa Metallwerke AG**, Germany

[**] Term: **14 Years**

[21] Appl. No.: **29/097,061**

[22] Filed: **Nov. 27, 1998**

- D. 335,917 5/1993 Chretien D23/238
- D. 352,991 11/1994 Kohler, Jr. D23/238
- D. 365,624 12/1995 Gottwald D23/238
- D. 366,097 1/1996 Gottwald D23/238
- D. 388,155 12/1997 Gottwald et al. D23/238
- D. 393,051 3/1998 Lobermeier D23/238

Related U.S. Application Data

[62] Division of application No. 29/069,828, Apr. 17, 1997.

Foreign Application Priority Data

Mar. 4, 1997 [DE] Germany M 97 02 050

[51] **LOC (7) Cl.** **23-01**

[52] **U.S. Cl.** **D23/238**

[58] **Field of Search** D23/238-243,
D23/250-257, 283; D8/300-308; 4/675-678;
16/121; 137/801

References Cited

U.S. PATENT DOCUMENTS

D. 293,816 1/1988 Bergmann et al. D23/238

Primary Examiner—Eric Watterson

[57] CLAIM

I claim the ornamental design for a faucet, as shown and described.

DESCRIPTION

FIG. 1 is a left side elevation of a faucet showing my new design.

FIG. 2 is a front view thereof.

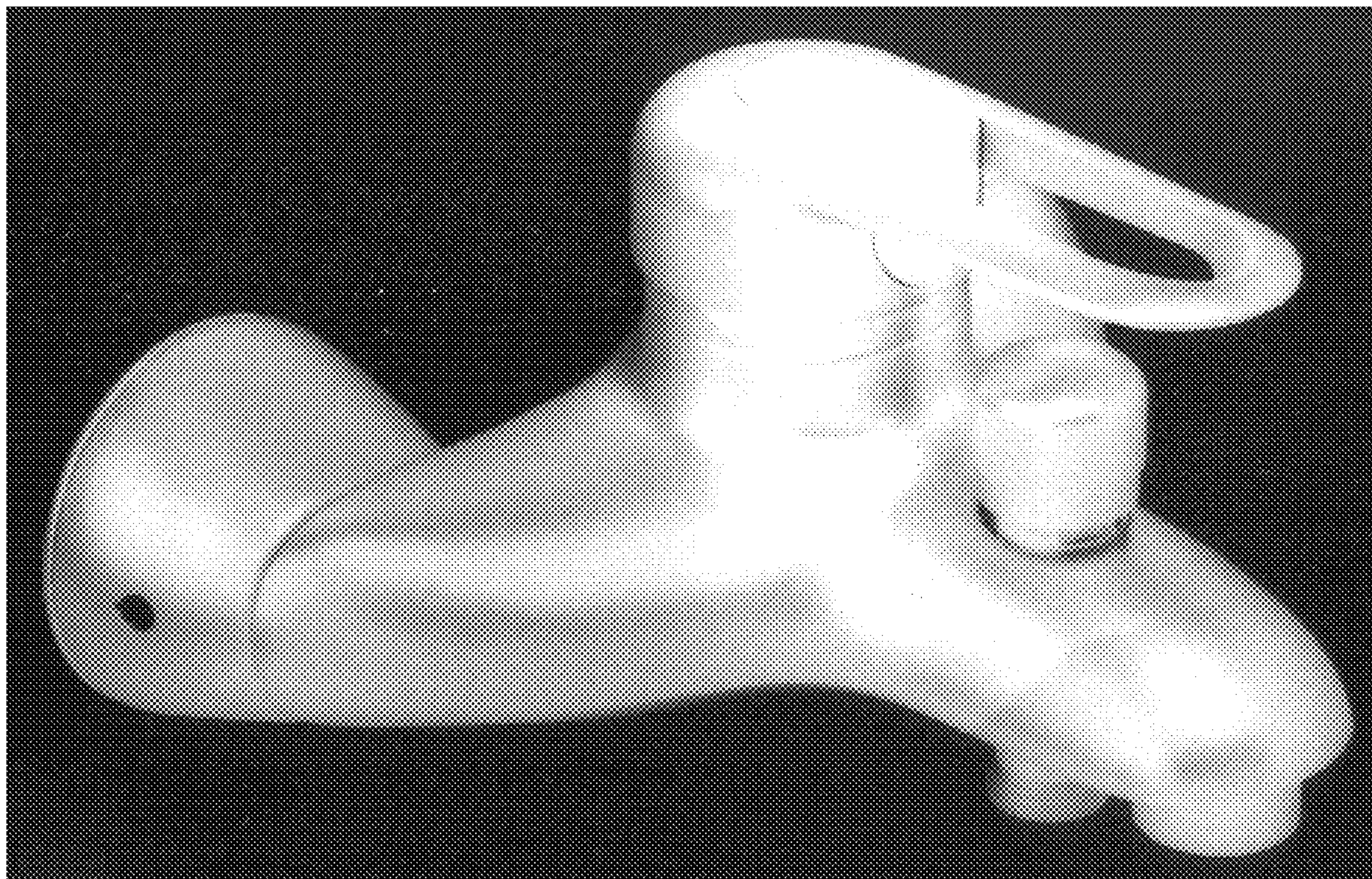
FIG. 3 is a rear view thereof.


FIG. 4 is a top view thereof.


FIG. 5 is a bottom view thereof; and,

FIG. 6 is a perspective view thereof.

1 Claim, 6 Drawing Sheets










Fig. 3

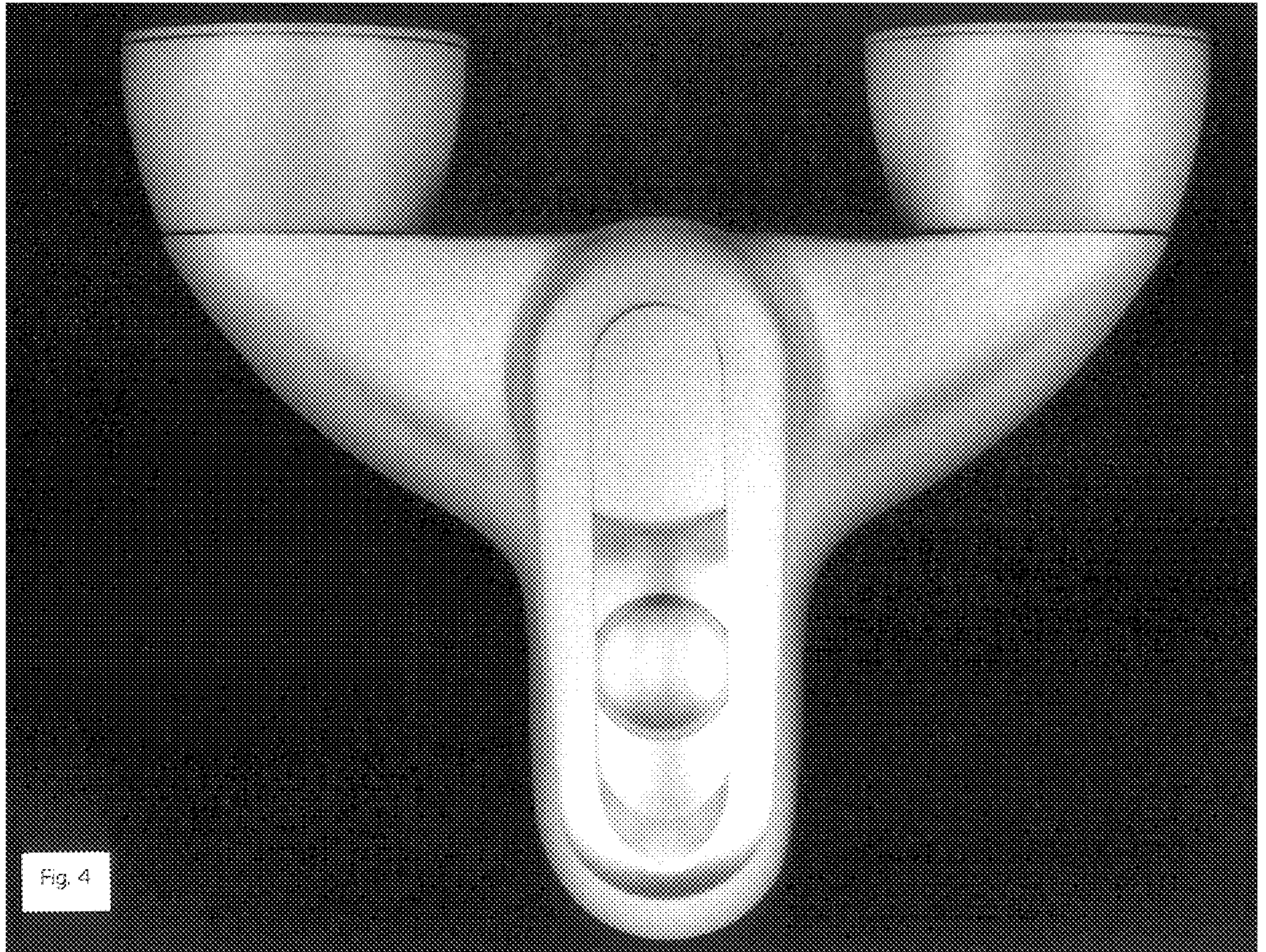


Fig. 4

