



US00D421090S

United States Patent [19]
Gleason

[11] **Patent Number: Des. 421,090**

[45] **Date of Patent: ** Feb. 22, 2000**

[54] **GARDEN SPRINKLER**

3,326,551 6/1967 Clarke 239/567

[75] Inventor: **Kathleen B. Gleason**, Egg Harbor, Wis.

Primary Examiner—Robin V. Taylor
Attorney, Agent, or Firm—Reinhart, Boerner, Van Deuren,
Norris & Rieselbach, s.c.

[73] Assignee: **Dovetail Originals, Inc.**, Egg Harbor,
Wis.

[**] Term: **14 Years**

[57] **CLAIM**

The ornamental design for a garden sprinkler, as shown and described.

[21] Appl. No.: **29/095,056**

[22] Filed: **Oct. 15, 1998**

DESCRIPTION

[51] **LOC (7) Cl.** **23-01**

[52] **U.S. Cl.** **D23/214**

[58] **Field of Search** D23/213, 214,
D23/215, 217; 239/16-19, 21, 211, 556,
557, 558, 567; D21/483

FIG. 1 is a perspective view of garden sprinkler constructed in accordance with the invention;
FIG. 2 is a front view of the garden sprinkler shown in FIG. 1, the back view of such garden sprinkler being identical to the front view;
FIG. 3 is a side view of the garden sprinkler shown in FIG. 1, the other side being identical;
FIG. 4 is a top side view of a garden sprinkler shown in FIG. 1; and,
FIG. 5 is a bottom view of the garden sprinkler shown in FIG. 1.


[56] **References Cited**

U.S. PATENT DOCUMENTS

D. 390,911	2/1998	Smith	D23/214
D. 391,339	2/1998	Smith	D23/214
D. 403,743	1/1999	Smith	D23/214
1,758,767	5/1930	Taggart	239/556
3,170,171	2/1965	Mayhew et al.	239/567

The support pole is shown fragmented in FIGS. 1 - 3 to indicate indeterminate length.

1 Claim, 2 Drawing Sheets



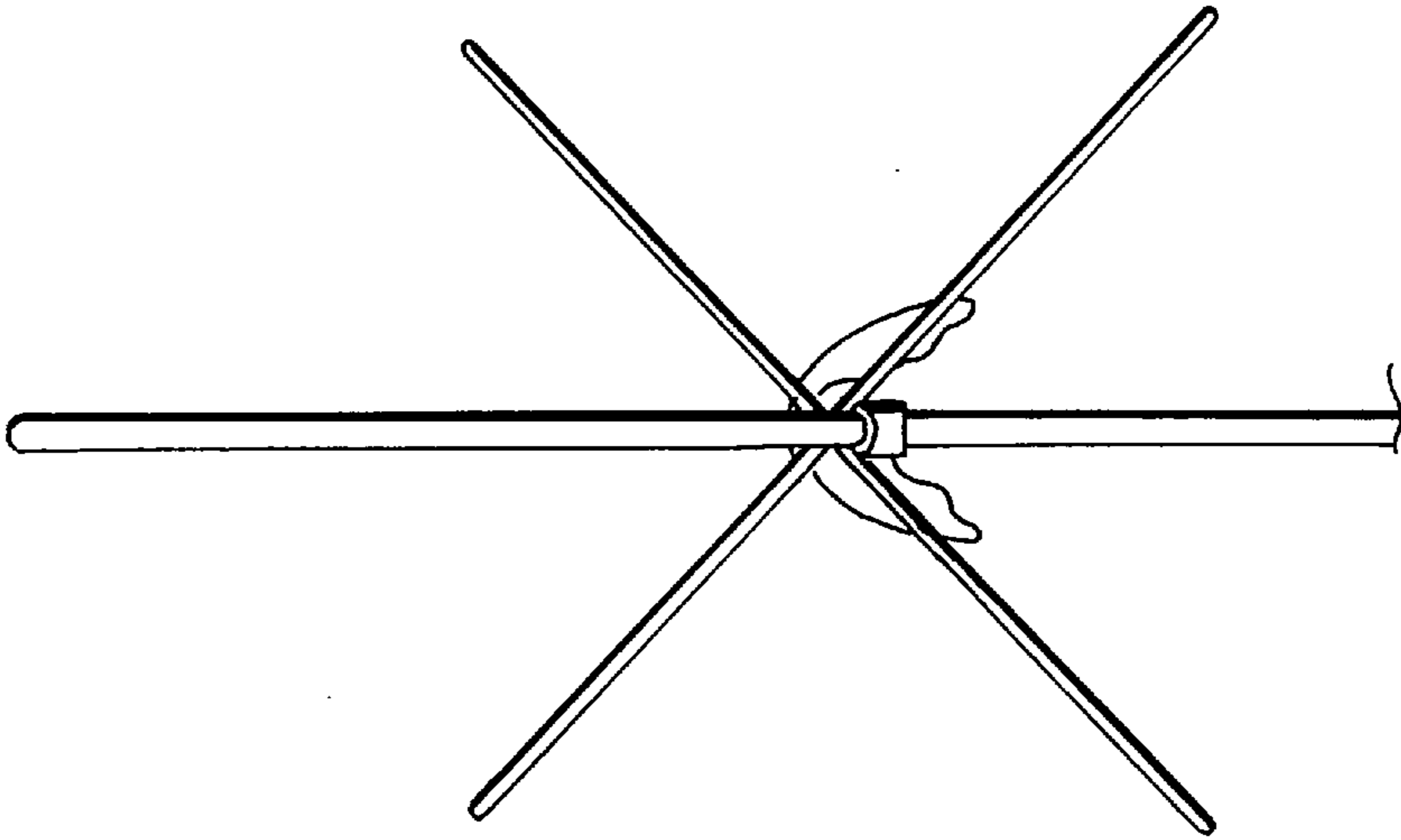


Fig. 3

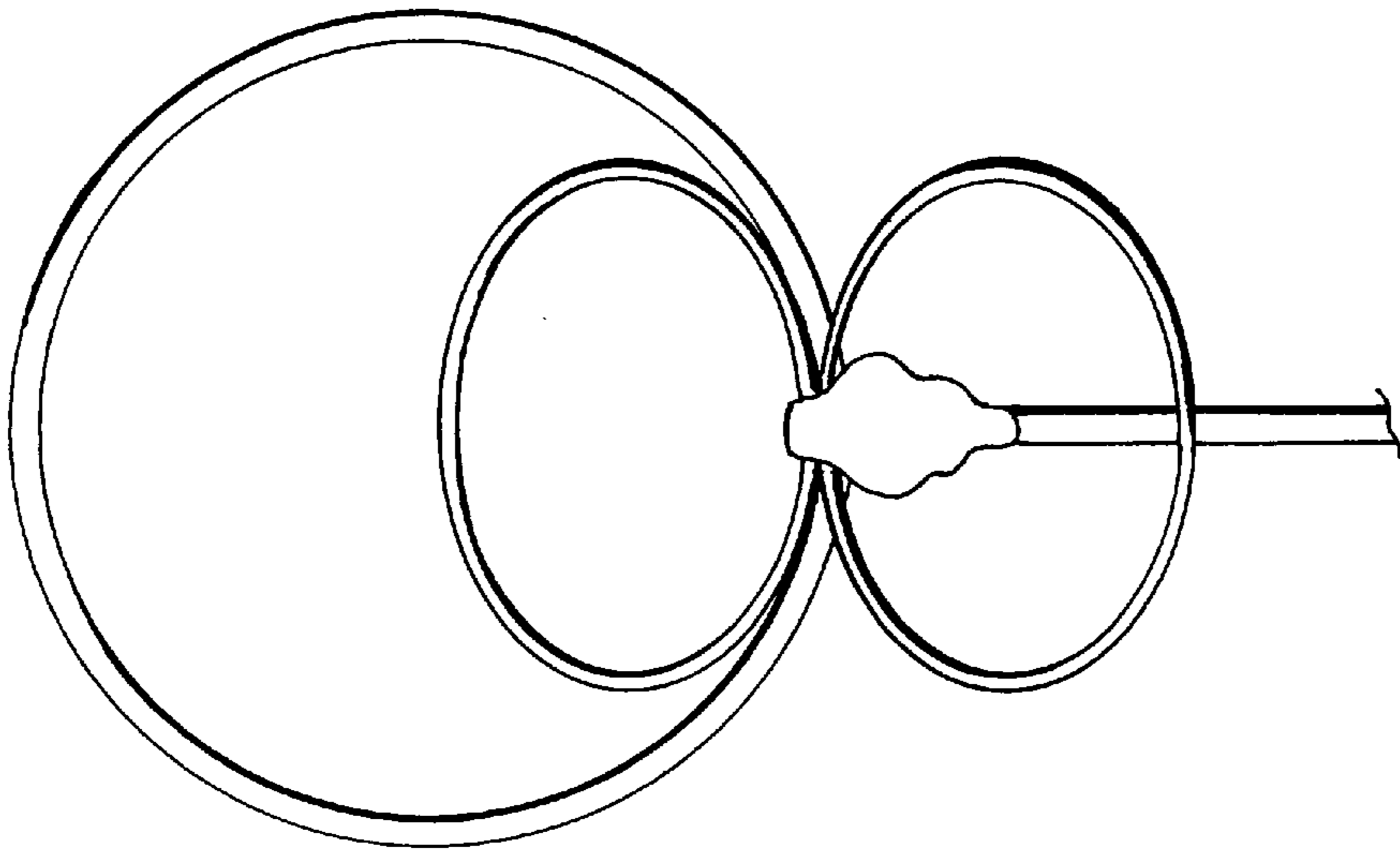


Fig. 2




Fig. 1

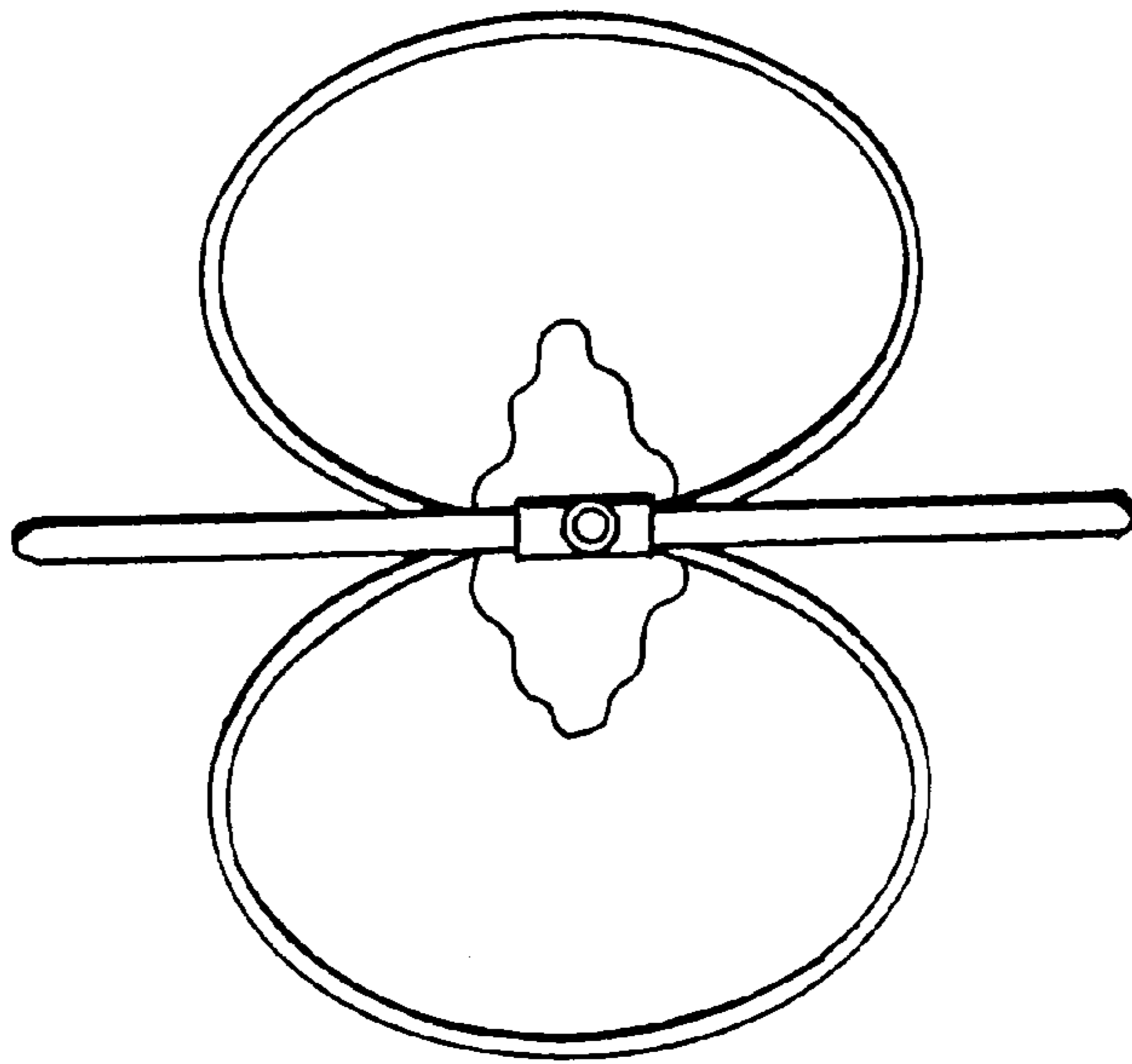


Fig. 5

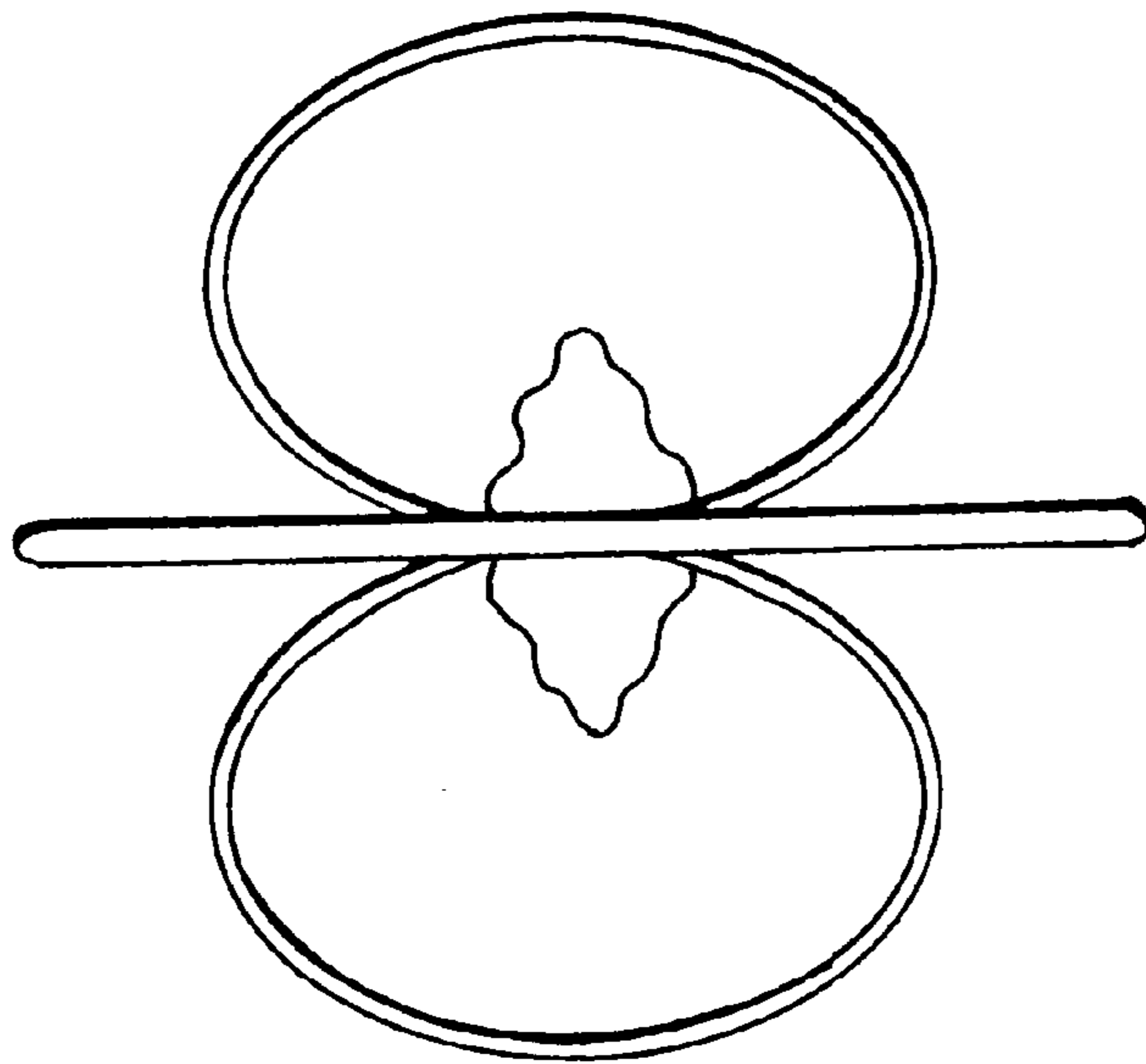


Fig. 4