



US00D421064S

United States Patent [19]
Wittern, Jr.

[11] **Patent Number: Des. 421,064**

[45] **Date of Patent: ** Feb. 22, 2000**

[54] **VENDING MACHINE FACE**

D. 391,608 3/1998 Fink et al. D20/8
3,342,374 9/1967 Kienel 194/205 X

[75] Inventor: **Francis A. Wittern, Jr.**, Des Moines,
Iowa

Primary Examiner—Nanda Bondade
Attorney, Agent, or Firm—Zarley, McKee, Thomte,
Voorhees & Sease

[73] Assignee: **Inland Finance Company**, Des
Moines, Iowa

[**] Term: **14 Years**

[57] **CLAIM**

The ornamental design for a vending machine face, as shown and described.

[21] Appl. No.: **29/092,539**

[22] Filed: **Aug. 21, 1998**

DESCRIPTION

[51] **LOC (7) Cl.** **20-01**

[52] **U.S. Cl.** **D20/8**

[58] **Field of Search** D7/339; D20/1,
D20/2, 4, 5, 8; 194/205, 206, 207, 248,
255, 350; 221/129, 133, 155

FIG. 1 is a perspective view of a vending machine face showing my new design, the broken line showing of the body of the vending machine, examples of containers in a display window and an optional vending machine adjacent thereto is for illustrative purposes only and forms no part of the claimed design;

FIG. 2 is a front elevational view of FIG. 1.

FIG. 3 is a right side elevational view of FIG. 1.

FIG. 4 is left side elevational view of FIG. 1; and,

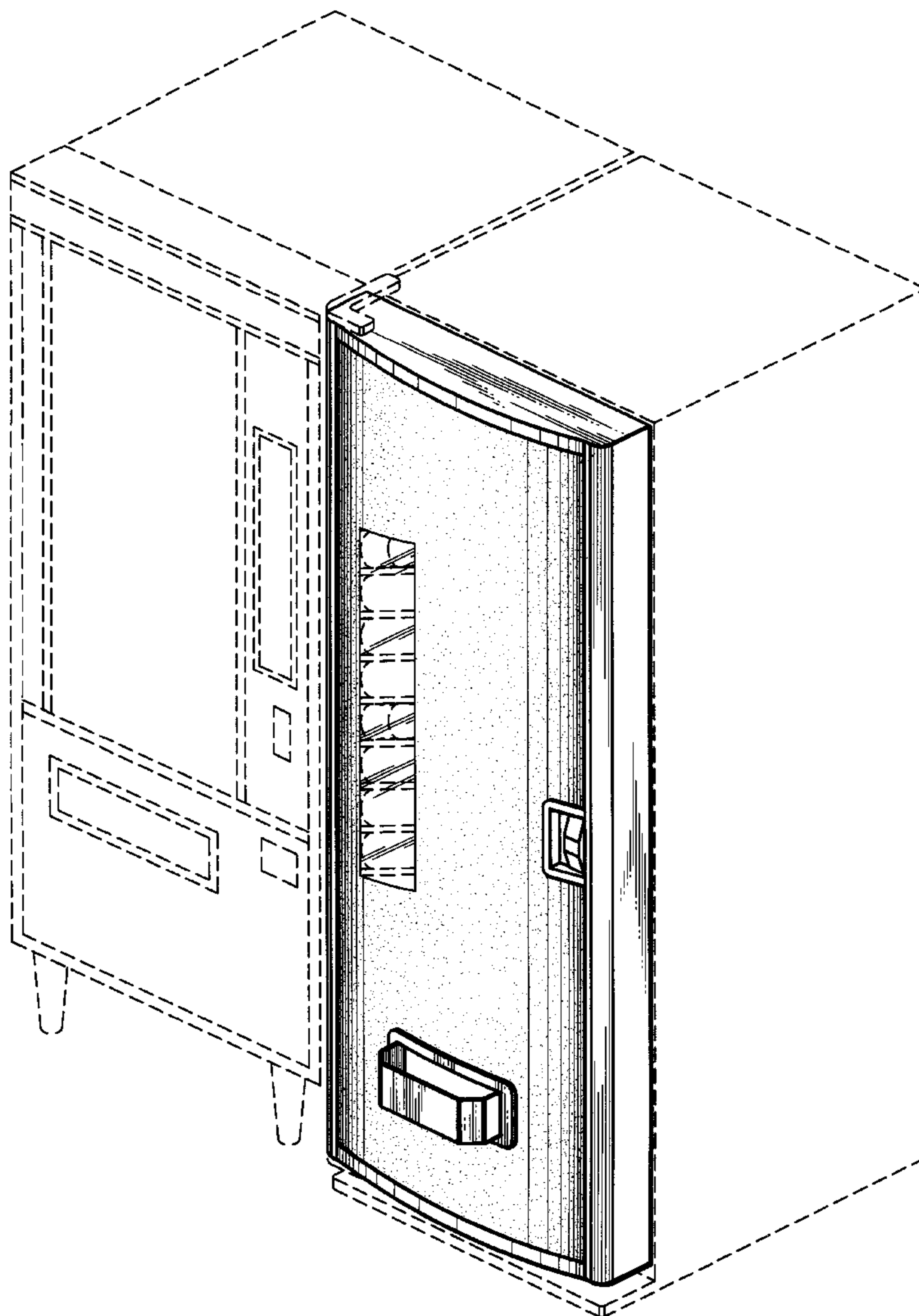
FIG. 5 is a top plan view of FIG. 1.

[56] **References Cited**

U.S. PATENT DOCUMENTS

D. 306,092 2/1990 Rockola D20/5
D. 314,796 2/1991 McGarrah D20/5
D. 387,810 12/1997 Fink et al. D20/4 X

1 Claim, 2 Drawing Sheets



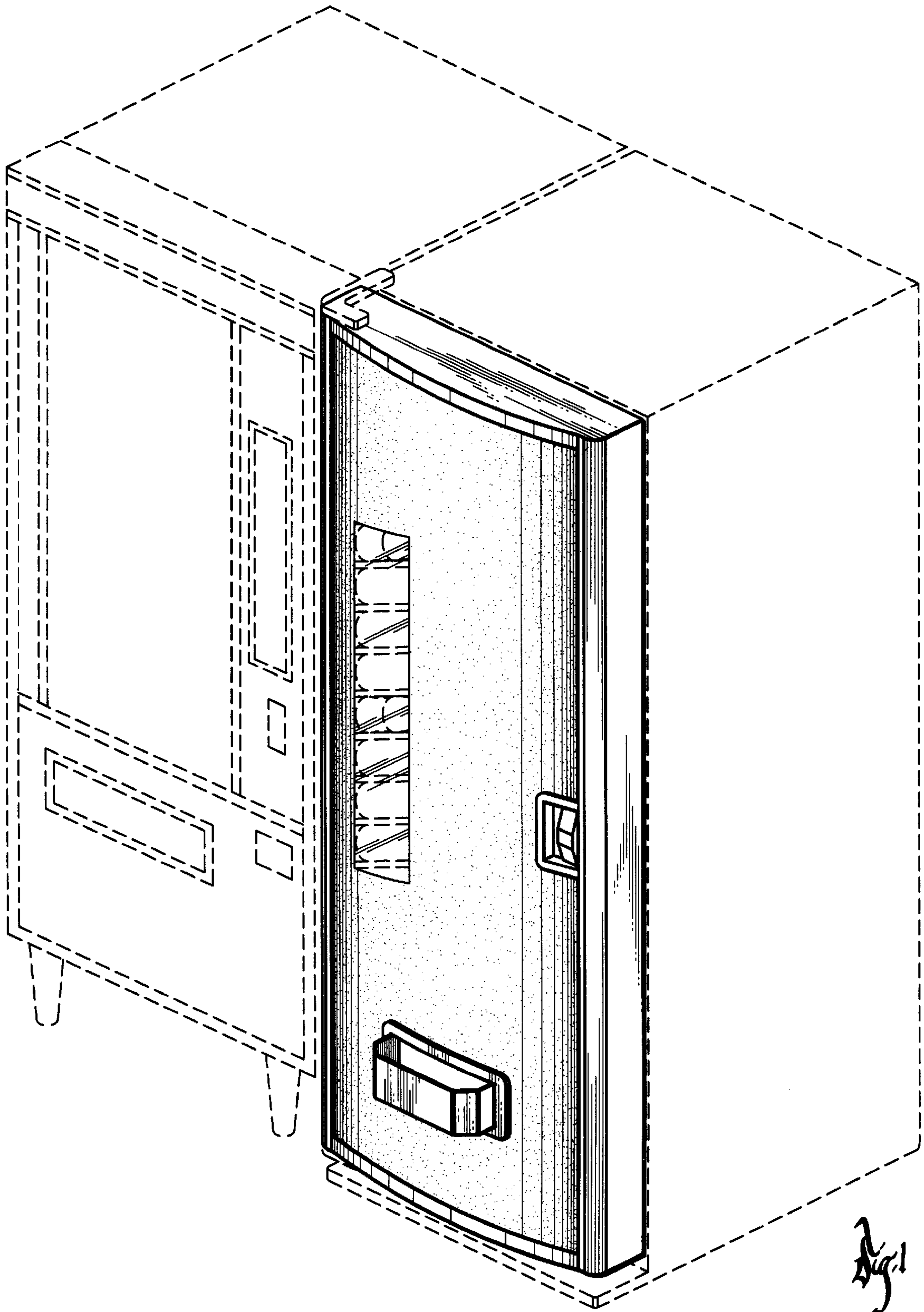


Fig. 1

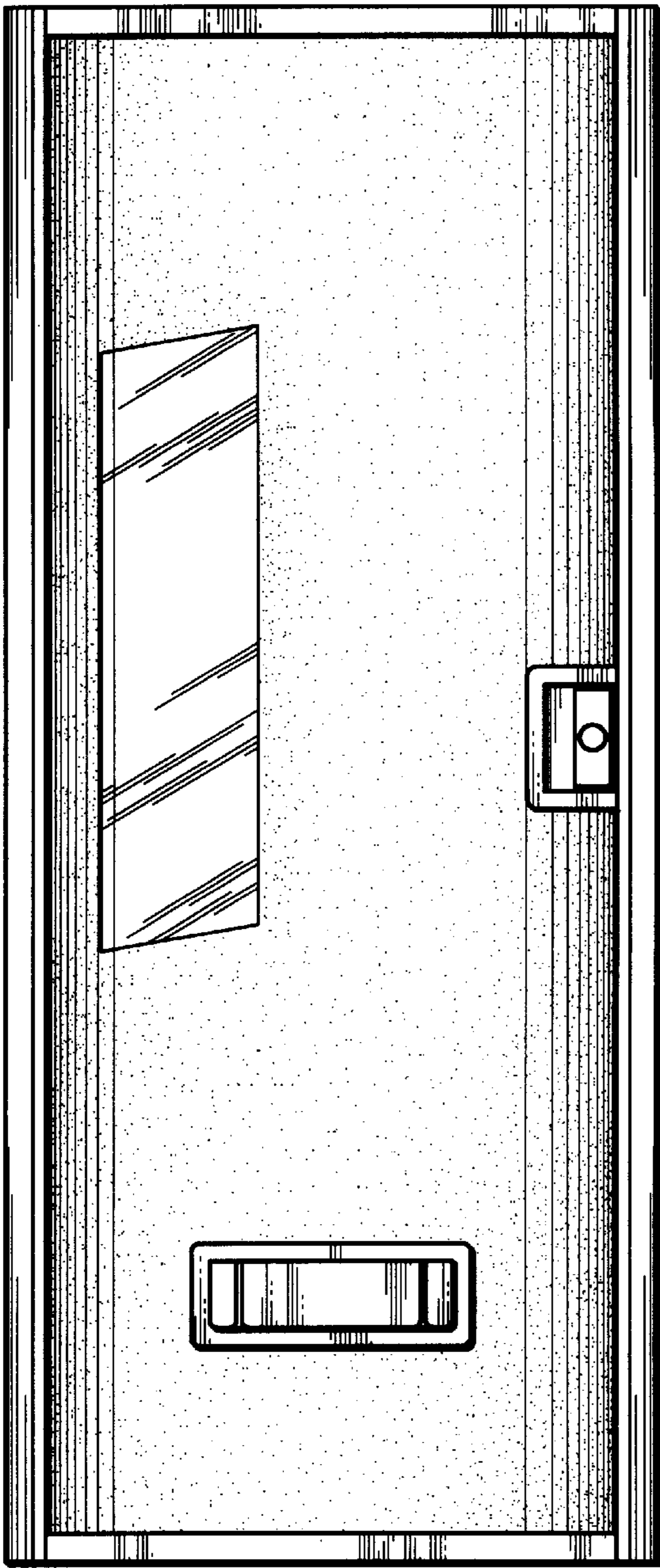


Fig. 2



Fig. 3

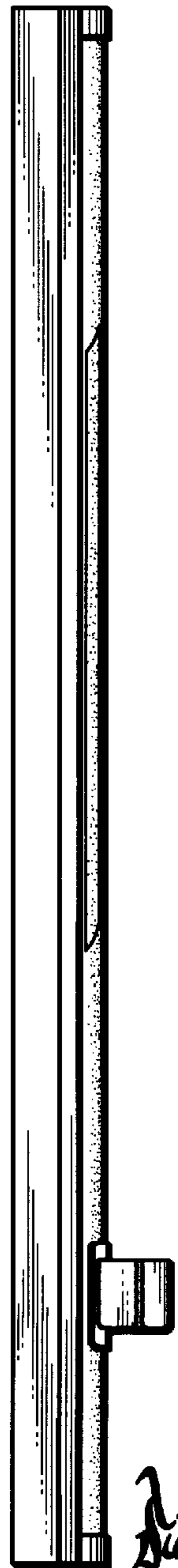


Fig. 4

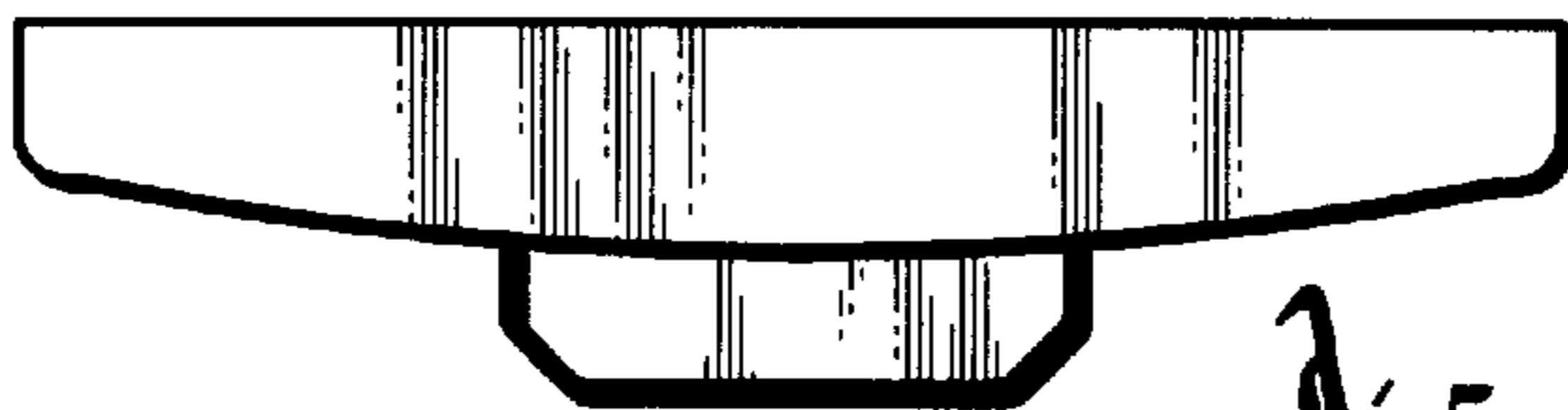


Fig. 5