



US00D421063S

United States Patent [19]
Davidson

[11] **Patent Number: Des. 421,063**

[45] **Date of Patent: ** Feb. 22, 2000**

[54] **BOOK HANDLE**

[76] Inventor: **Robert Davidson**, 9373 Sterling Dr.,
Sandy, Utah 84093

[**] Term: **14 Years**

[21] Appl. No.: **29/095,269**

[22] Filed: **Oct. 20, 1998**

[51] **LOC (7) Cl.** **19-02**

[52] **U.S. Cl.** **D19/91; D19/90**

[58] **Field of Search** D19/65, 75, 78,
D19/86, 90, 91, 99, 100, 59, 64; 248/441.1,
442.2, 452, 460; 281/45; 211/42, 50, 43,
41.1

[56] **References Cited**

U.S. PATENT DOCUMENTS

- D. 212,614 11/1968 Taylor D19/64
- D. 257,730 12/1980 Eshelman D19/86
- D. 268,687 4/1983 Rogers D19/91

- D. 355,216 2/1995 Grant D19/59
- 794,419 7/1905 McCloud 248/452
- 3,718,308 2/1973 Hainault 248/460
- 4,614,385 9/1986 Gendernalik 211/41 X
- 4,637,632 1/1987 Rubash et al. 281/45

Primary Examiner—Martie K. Holtje
Attorney, Agent, or Firm—Thorpe, North & Western, LLP

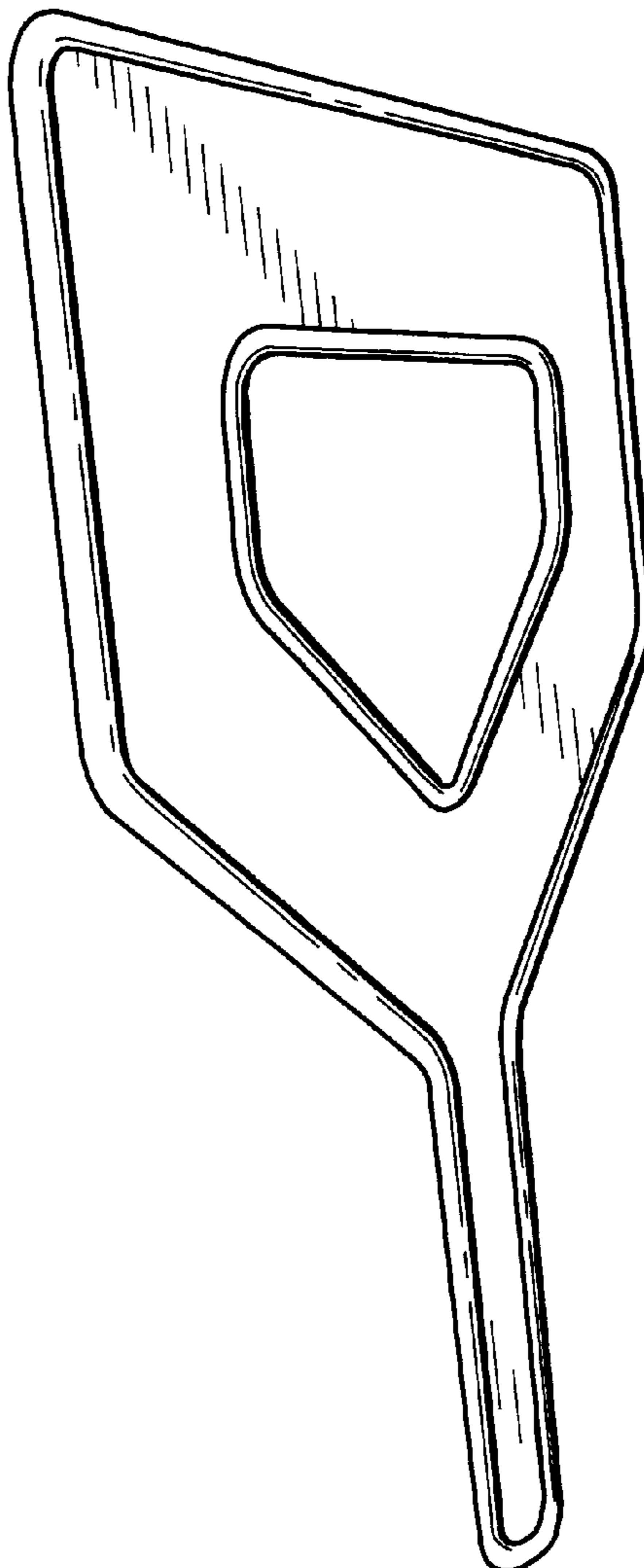
[57] **CLAIM**

I claim the ornamental design for a book handle, as shown and described.

DESCRIPTION

FIG. 1 is a perspective view of a book handle in accordance with the present invention;
FIG. 2 is a front view of the book handle;
FIG. 3 is a rear view of the book handle;
FIG. 4 is a left side view of the book handle;
FIG. 5 is a right side view of the book handle;
FIG. 6 is a top view of the book handle; and,
FIG. 7 is a bottom view of the book handle.

1 Claim, 2 Drawing Sheets



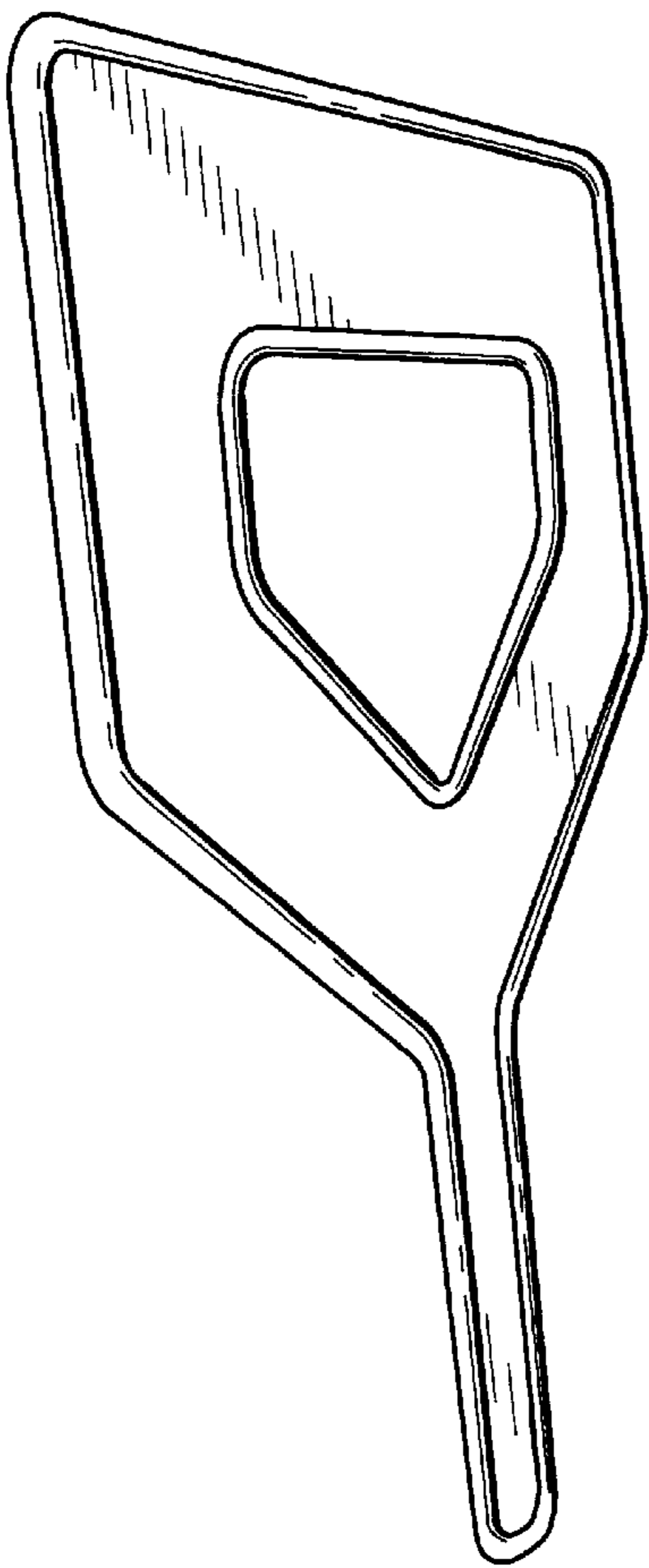


Fig. 1

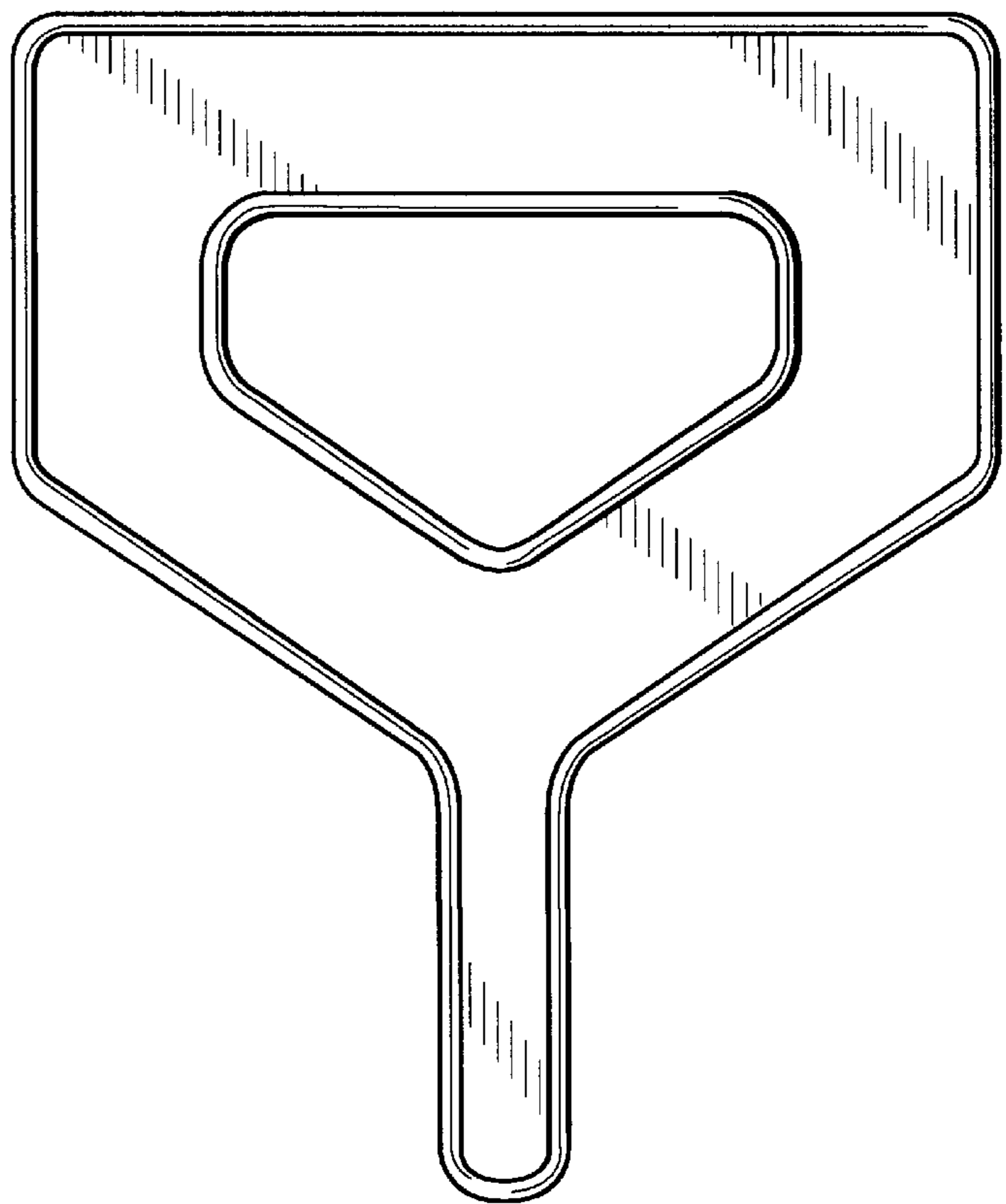


Fig. 2

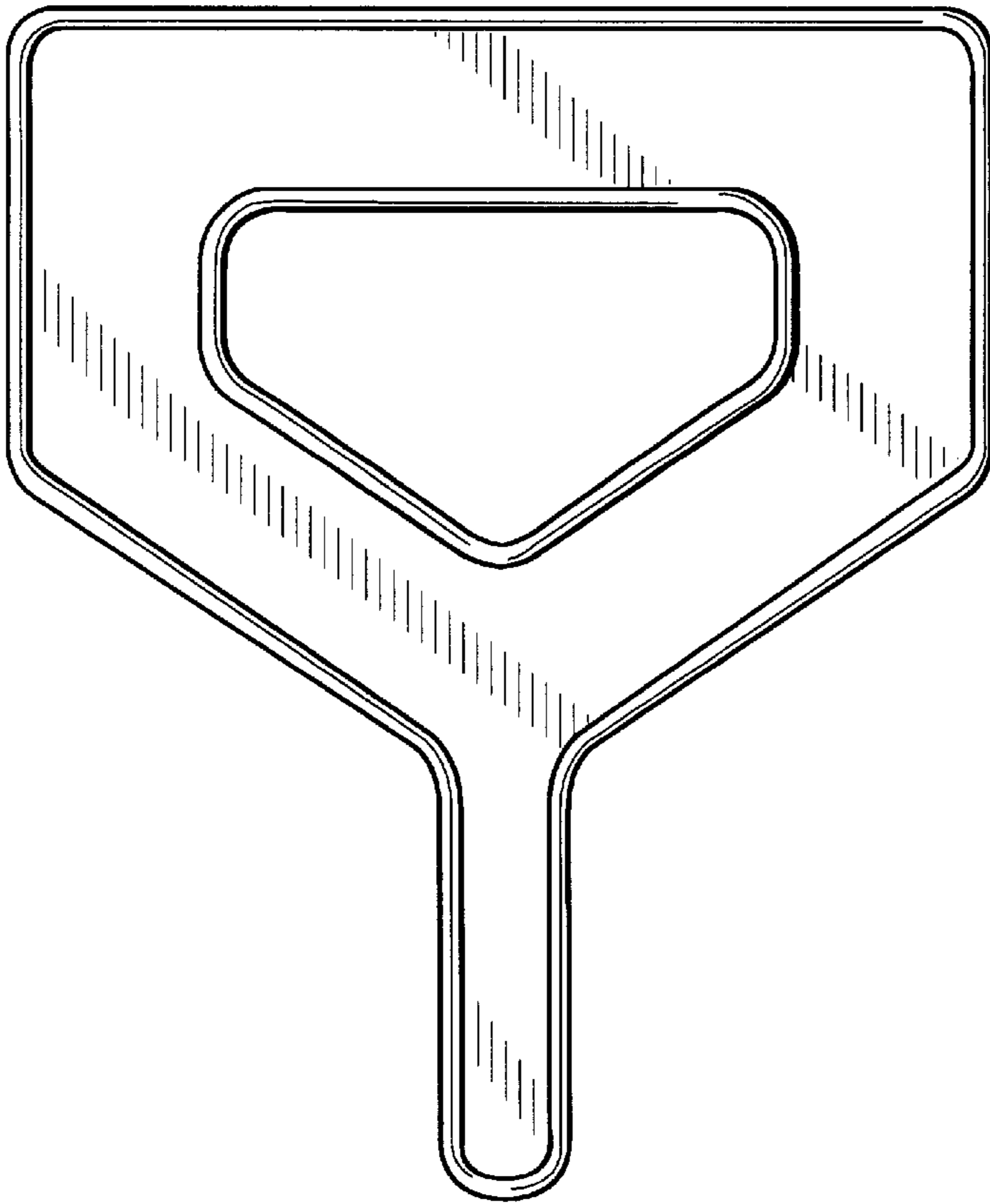


Fig. 3



Fig. 4



Fig. 5




Fig. 6




Fig. 7