



US00D421056S

# United States Patent [19] Gootnick

[11] **Patent Number: Des. 421,056**

[45] **Date of Patent: \*\* Feb. 22, 2000**

[54] **BUBBLE PEN TOP IN THE SHAPE OF A HEART**

D. 398,024 9/1998 Frank ..... D19/43 X  
3,064,387 11/1962 Campbell ..... 446/21  
5,653,620 8/1997 Lin ..... 446/15

[75] Inventor: **Kenneth Bruce Gootnick**, Simi Valley, Calif.

*Primary Examiner*—Martie K. Holtje  
*Attorney, Agent, or Firm*—Norton R. Townsley

[73] Assignee: **Gootnick Enterprises, Inc.**, Simi Valley, Calif.

[57] **CLAIM**

[\*\*] Term: **14 Years**

I claim the ornamental design for the bubble pen top in the shape of a heart, as shown and described.

[21] Appl. No.: **29/099,692**

**DESCRIPTION**

[22] Filed: **Jan. 27, 1999**

FIG. 1 is a front perspective view of a bubble pen top in the shape of a heart showing my new design;

[51] **LOC (7) Cl.** ..... **19-06**

FIG. 2 is a top plan view;

[52] **U.S. Cl.** ..... **D19/57; D19/42; D19/97; D19/54**

FIG. 3 is a bottom plan view;

[58] **Field of Search** ..... D19/35, 36, 41-51, D19/53-58, 81-85; D21/402; D11/157, 131; 446/15, 20, 21; 401/202, 243-247, 262, 195, 52

FIG. 4 is a front elevational view, the rear being identical; FIG. 5 is a side elevational view, the opposite side being identical;

[56] **References Cited**

**U.S. PATENT DOCUMENTS**

D. 139,940	1/1945	Hagopian	.....	D21/402
D. 235,030	4/1975	Ziff	.....	D21/402
D. 249,191	8/1978	Boecher, Jr.	.....	D20/43
D. 249,193	8/1978	Boecher, Jr.	.....	D20/43
D. 277,392	1/1985	Salinger	.....	D19/42
D. 287,860	1/1987	McShirley	.....	D19/42
D. 357,500	4/1995	Mutterperl	.....	D19/36

FIG. 6 is a front perspective view of a second embodiment of my design of FIG. 1;

FIG. 7 is a top plan view of FIG. 6;

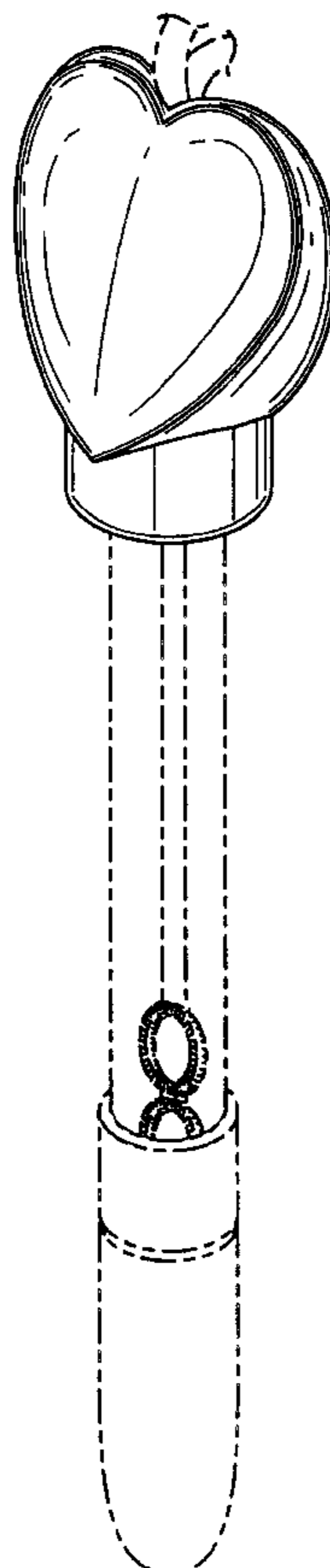
FIG. 8 is a bottom plan view of FIG. 6;

FIG. 9 is a front elevational view of FIG. 6, the rear being identical; and,

FIG. 10 is a side elevational view of FIG. 6, the opposite side being identical.

The structure depicted by means of broken lines in FIGS. 1, 3 through 6 and 8 through 10 has been shown for illustrative purposes only and forms no part of the claimed design.

**1 Claim, 4 Drawing Sheets**



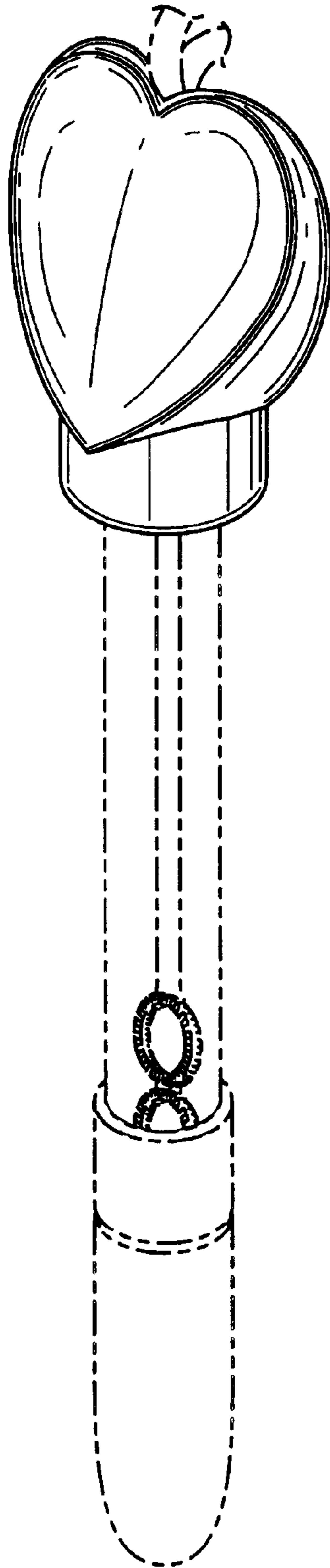


FIG. 1

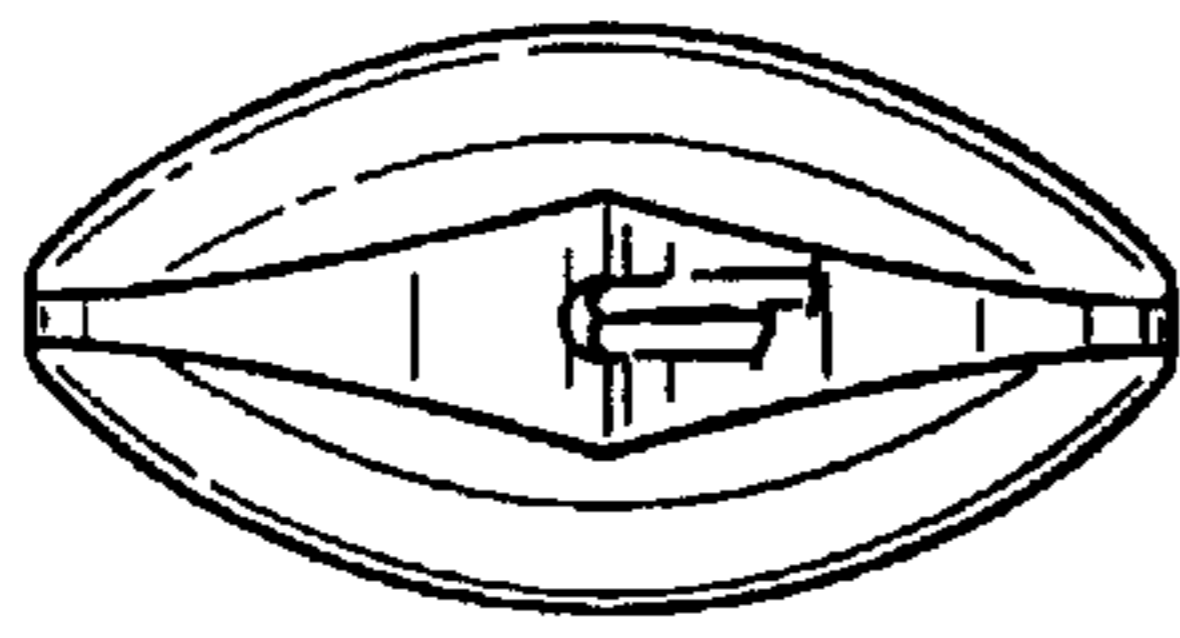


FIG. 2




FIG. 3

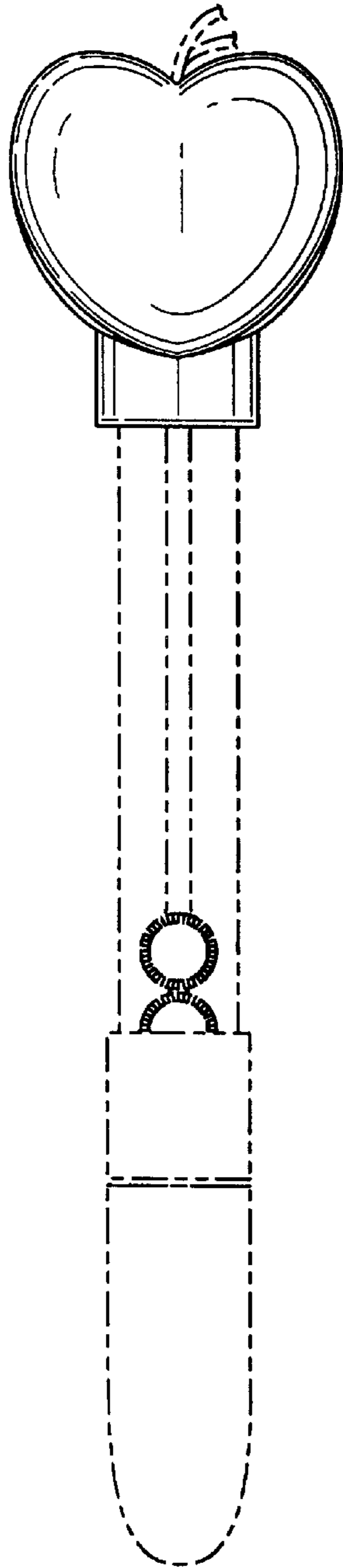


FIG. 4

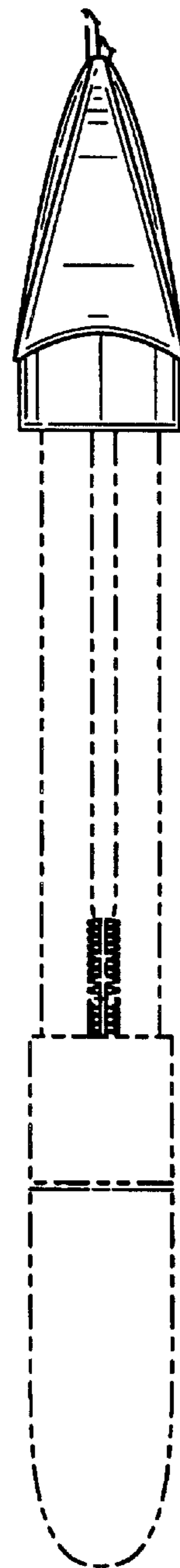


FIG. 5

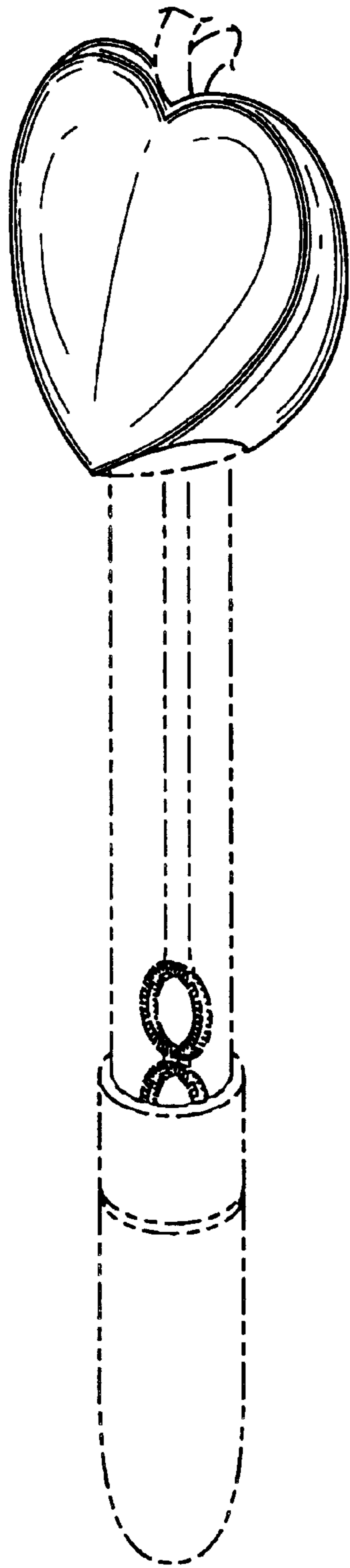


FIG. 6

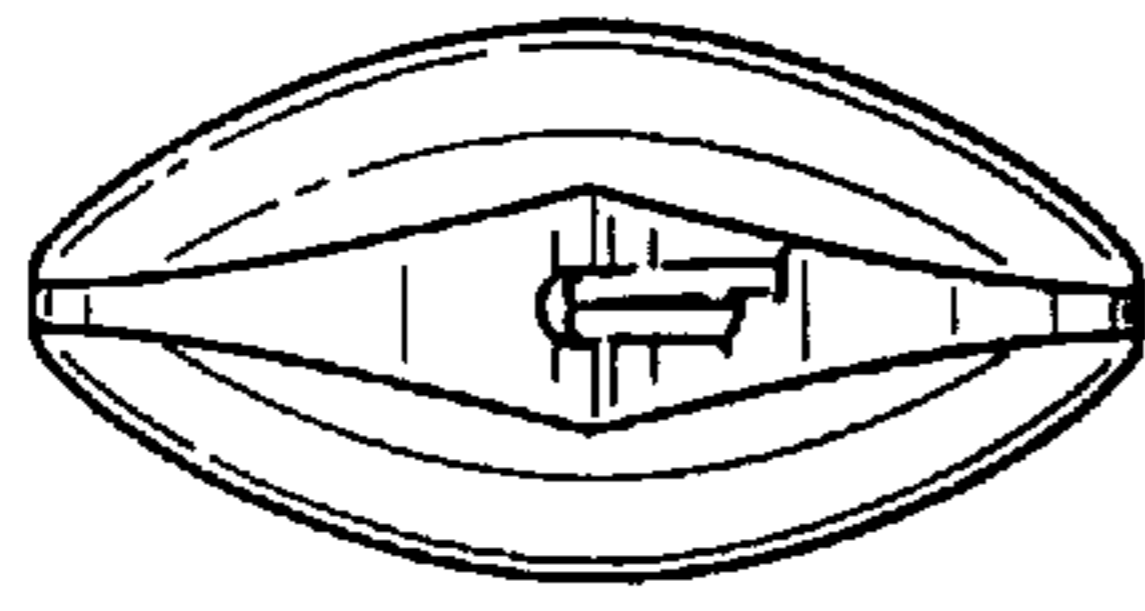


FIG. 7

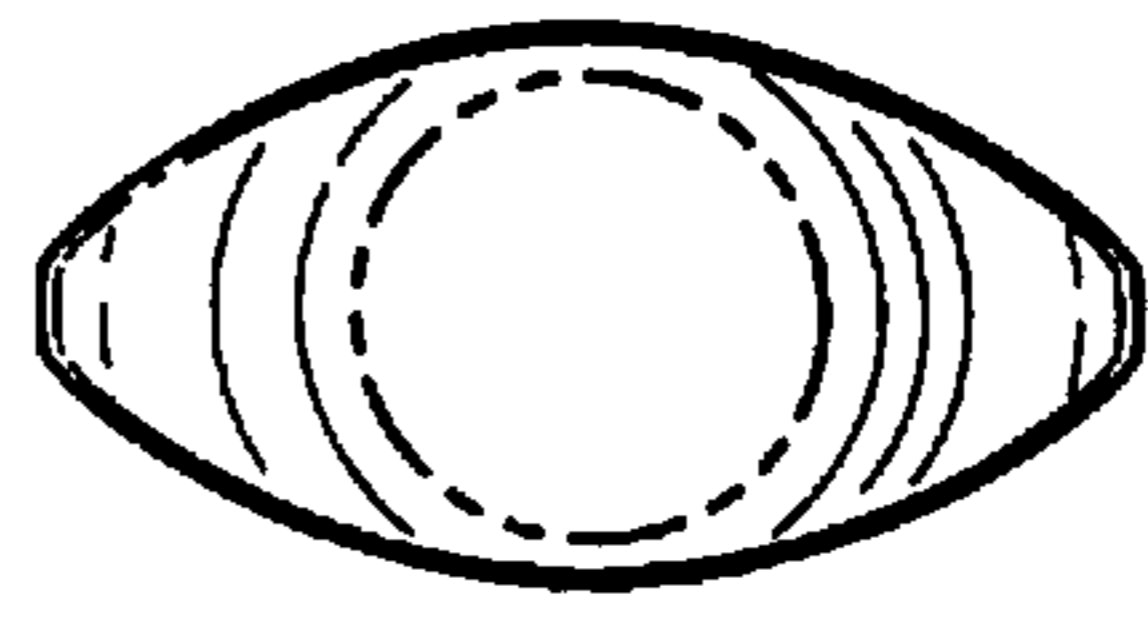


FIG. 8

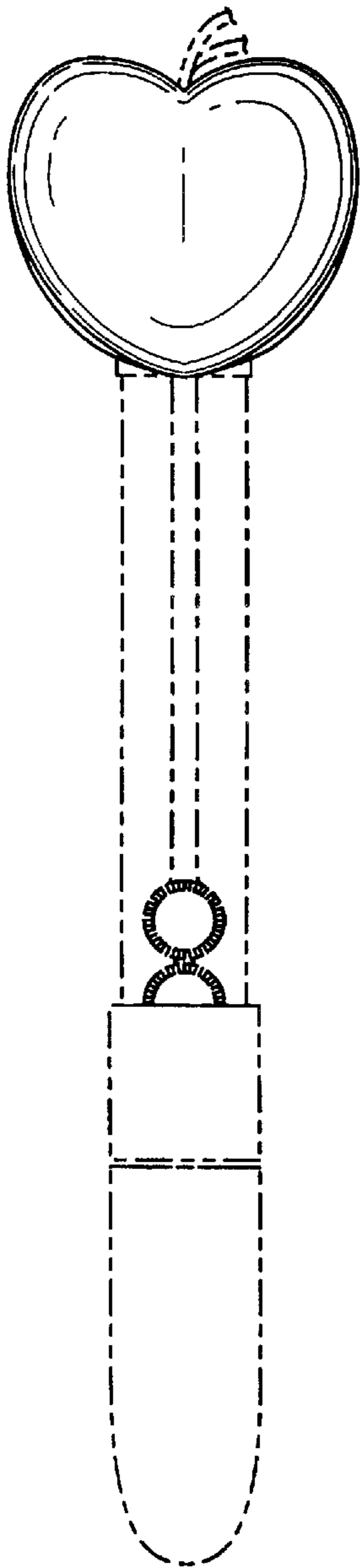


FIG. 9

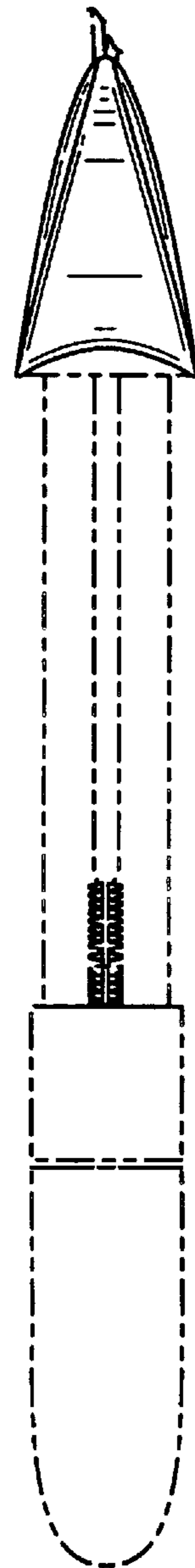


FIG. 10