



US00D421054S

United States Patent [19] Gootnick

[11] **Patent Number: Des. 421,054**

[45] **Date of Patent: ** Feb. 22, 2000**

[54] **BUBBLE PEN TOP IN THE SHAPE OF A COMPUTER**

3,064,387 11/1962 Campbell 446/21
5,653,620 8/1997 Lin 446/15

[75] Inventor: **Kenneth Bruce Gootnick**, Simi Valley, Calif.

Primary Examiner—Martie K. Holtje
Attorney, Agent, or Firm—Norton R. Townsley

[73] Assignee: **Gootnick Enterprises, Inc.**, Simi Valley, Calif.

[57] **CLAIM**

[**] Term: **14 Years**

I claim the ornamental design for the bubble pen top in the shape of a computer, as shown and described.

[21] Appl. No.: **29/099,690**

DESCRIPTION

[22] Filed: **Jan. 27, 1999**

[51] **LOC (7) Cl.** **19-06**

[52] **U.S. Cl.** **D19/57; D19/97; D19/42; D19/54**

[58] **Field of Search** D19/35, 36, 41-51, D19/53-58, 81-85; D21/402; D11/157, 131; 446/15, 20, 21; 401/202, 243-247, 262, 195, 52

FIG. 1 is a front perspective view of a bubble pen top in the shape of a computer showing my new design;
FIG. 2 is a top plan view;
FIG. 3 is a bottom plan view;
FIG. 4 is a side elevational view, the opposite side being identical;
FIG. 5 is a front elevational view;
FIG. 6 is a rear elevational view;
FIG. 7 is a front perspective view of a second embodiment of my design of FIG. 1;
FIG. 8 is a top plan view of FIG. 7;
FIG. 9 is a bottom plan view of FIG. 7;
FIG. 10 is a side elevational view of FIG. 7, the opposite side being identical.

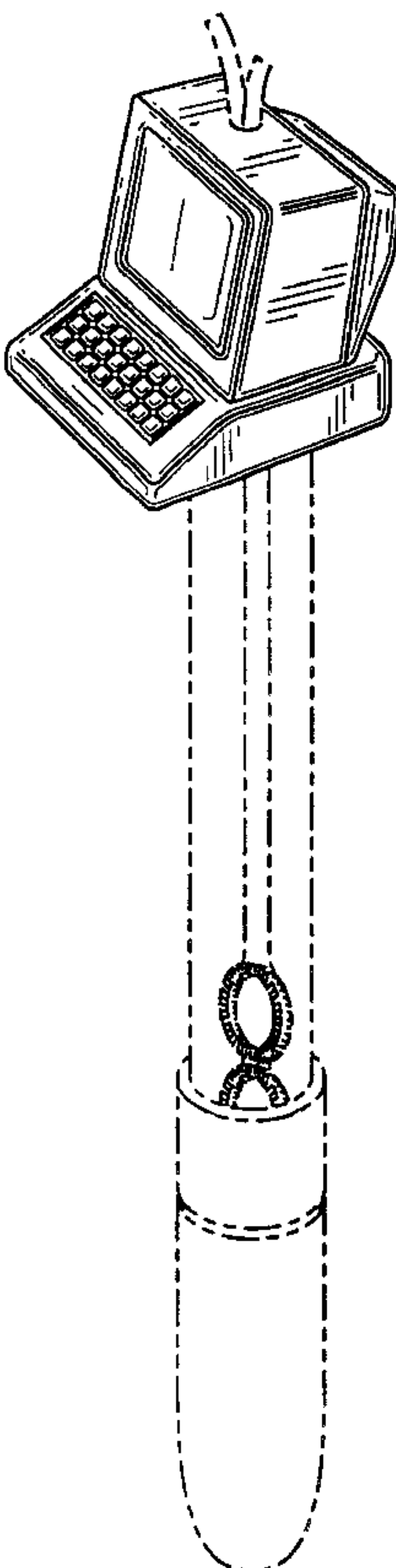
[56] **References Cited**

U.S. PATENT DOCUMENTS

D. 164,548	9/1951	Blish	D19/57
D. 235,030	4/1975	Ziff	D21/402
D. 277,392	1/1985	Salinger	D19/42
D. 287,860	1/1987	McShirley	D19/42
D. 357,500	4/1995	Mutterperl	D19/36
D. 366,500	1/1996	Goldthwaite	D19/82
D. 386,527	11/1997	Suzuki	D19/65
D. 408,296	4/1999	Hui	D10/15

FIG. 11 is a front elevational view of FIG. 7; and, FIG. 12 is a rear elevational view of FIG. 7.
The structure depicted by means of broken lines in FIGS. 1, 3 through 7 and 10 through 12 has been shown for illustrative purposes only and forms no part of the claimed design.

1 Claim, 6 Drawing Sheets



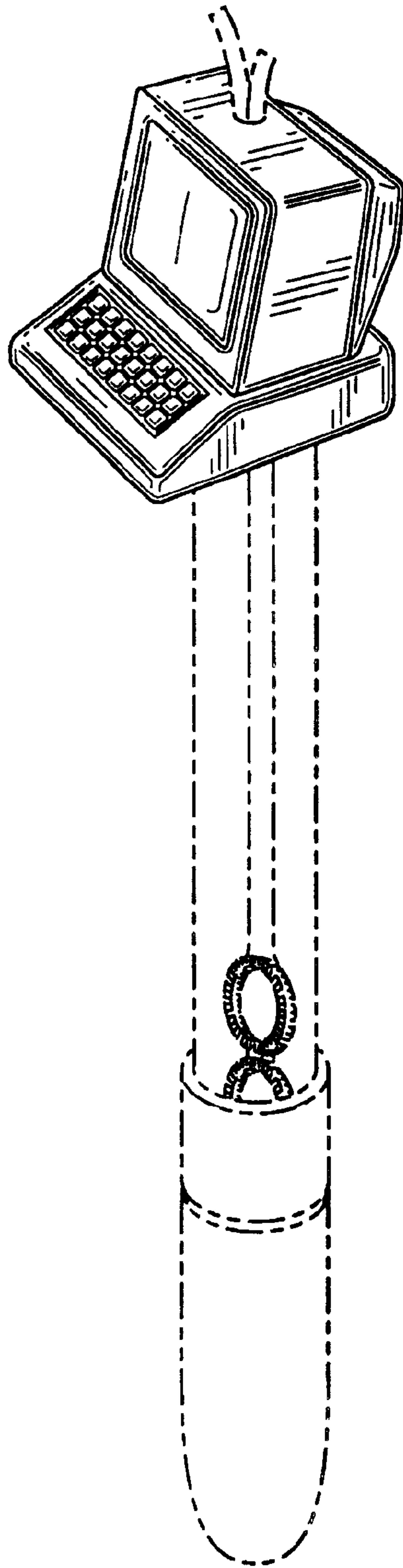


FIG. 1




FIG. 2




FIG. 3

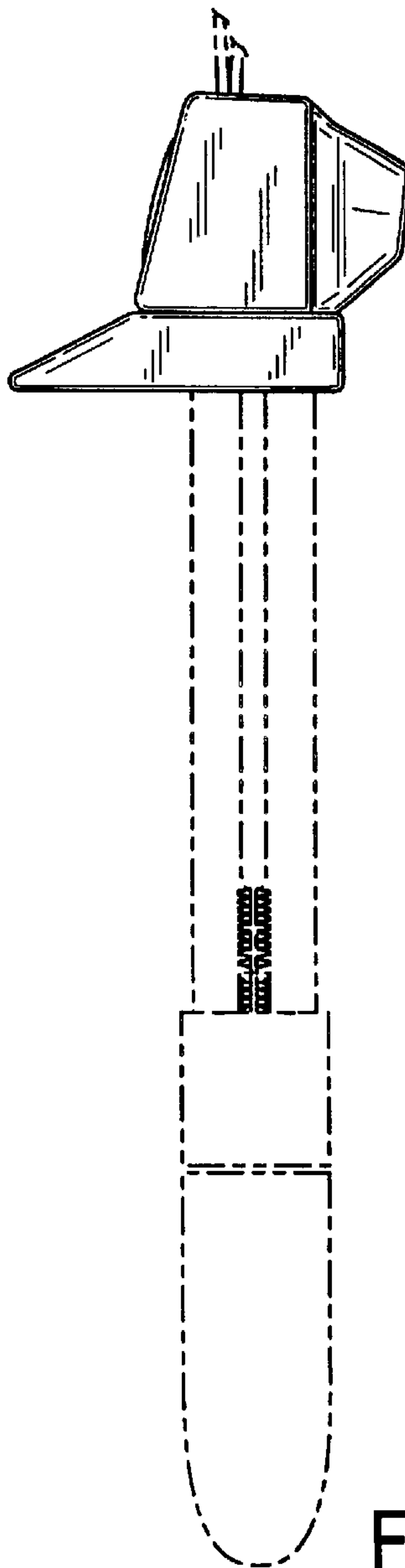


FIG. 4

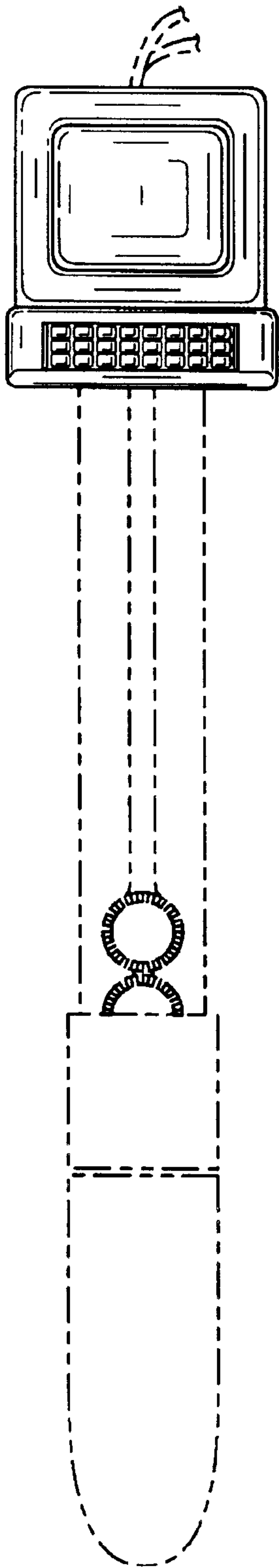


FIG. 5

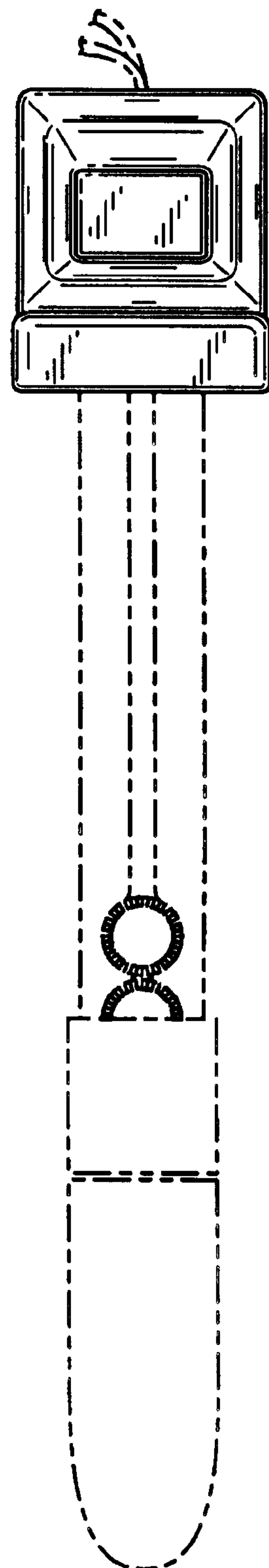


FIG. 6

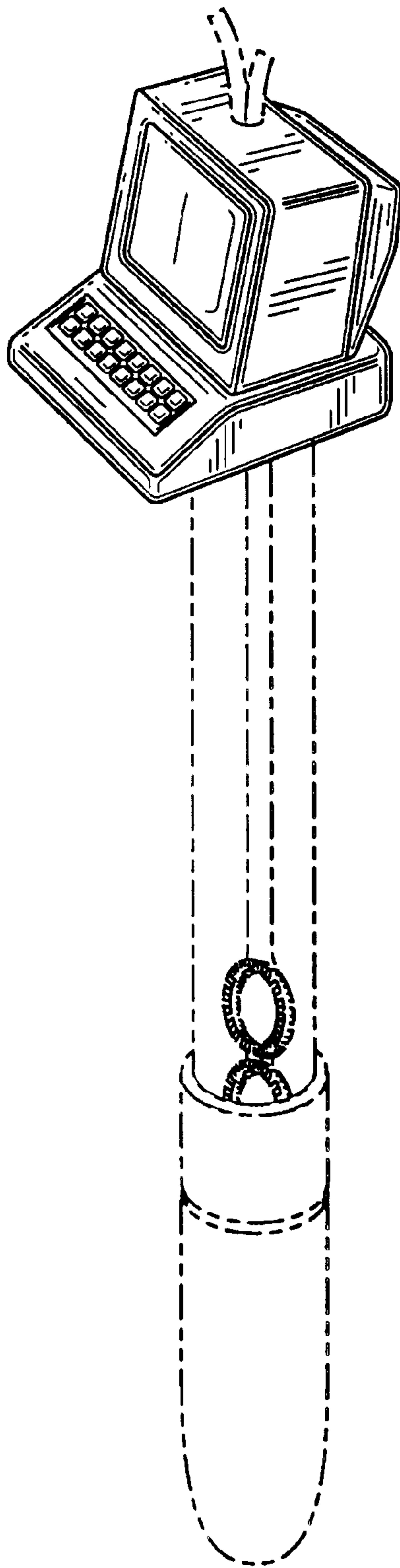


FIG. 7




FIG. 8

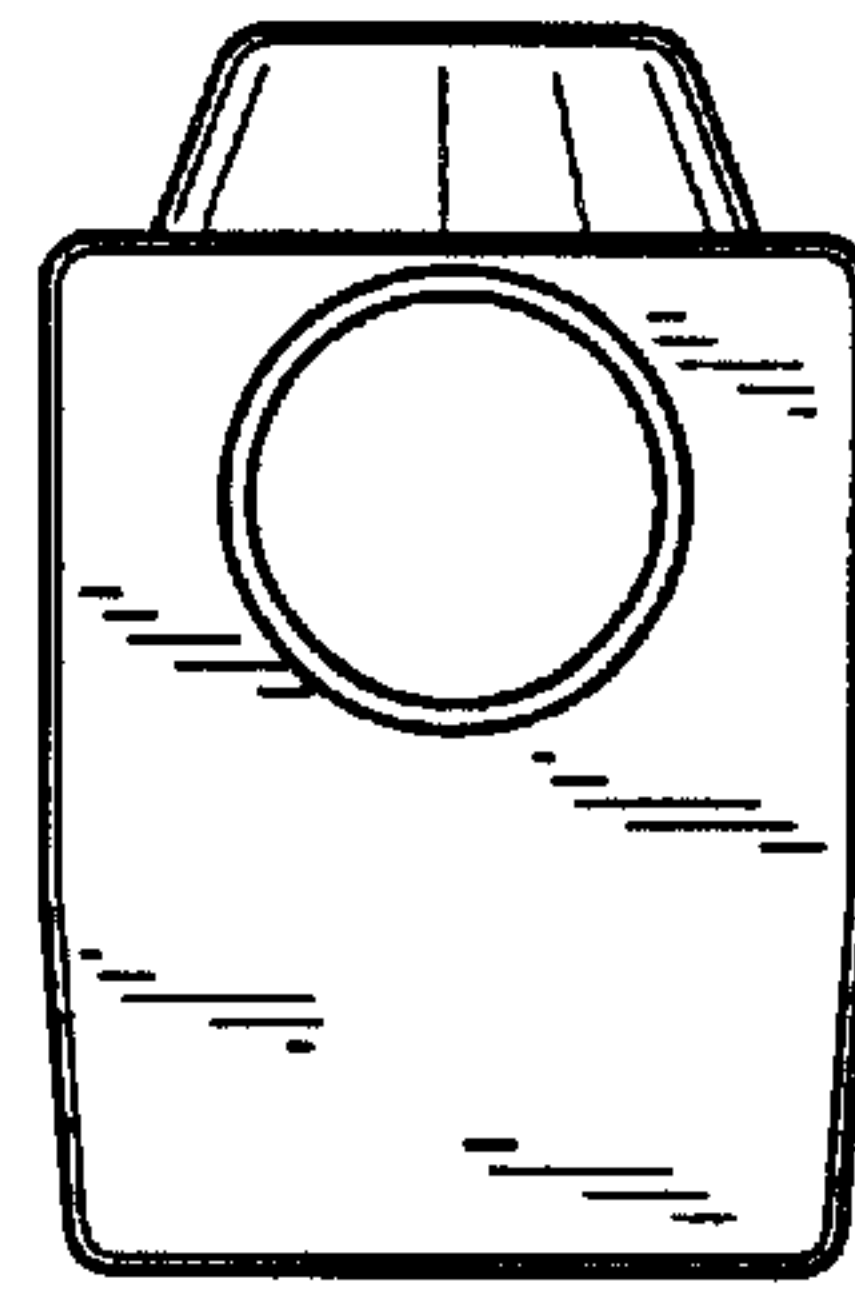


FIG. 9

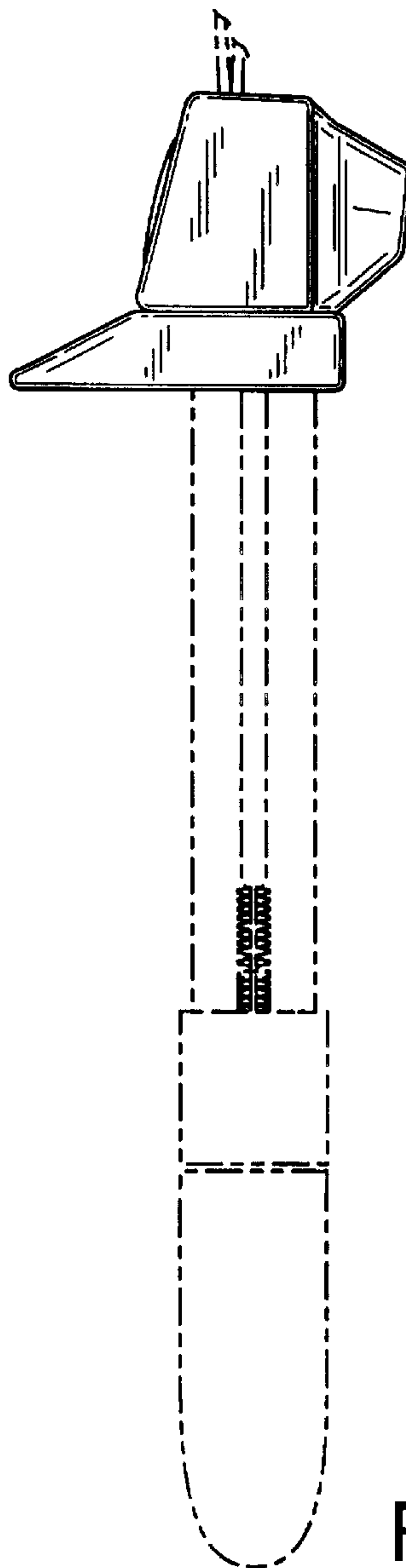


FIG. 10

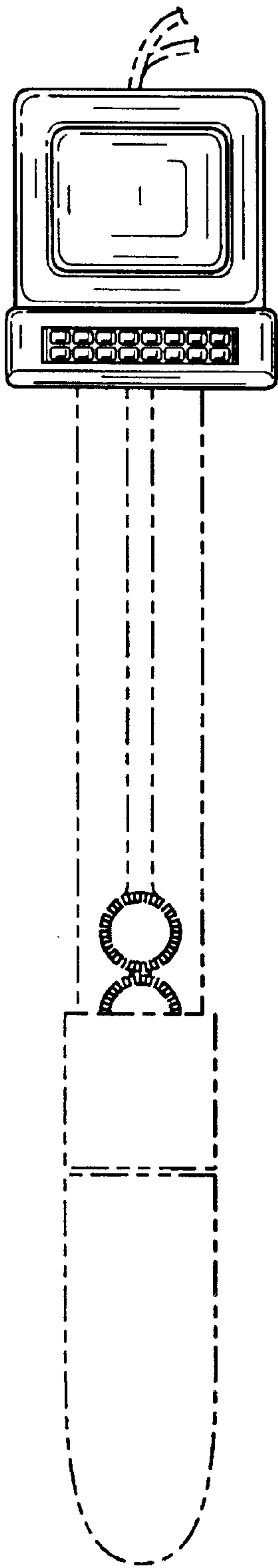


FIG. 11

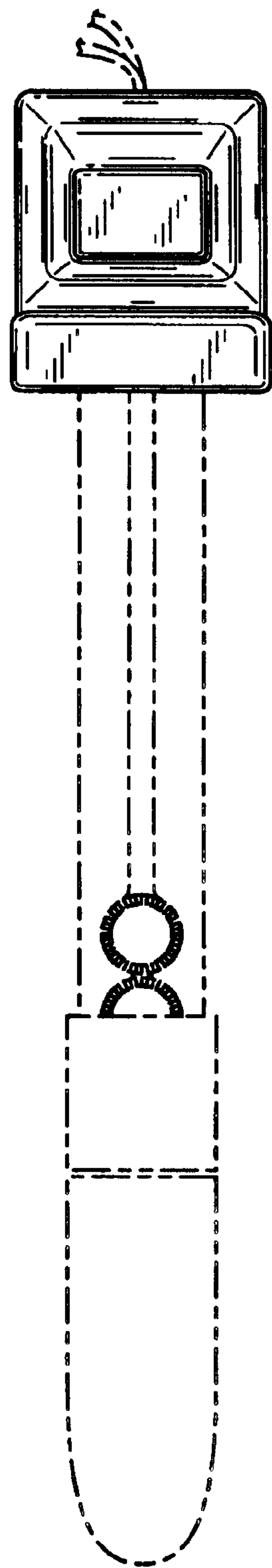


FIG. 12