



US00D421053S

United States Patent [19]
Izushima

[11] **Patent Number: Des. 421,053**

[45] **Date of Patent: ** Feb. 22, 2000**

[54] **WRITING INSTRUMENT**

[75] Inventor: **Hikomichi Izushima**, Kawagoe, Japan

[73] Assignee: **Kotobuki & Co., Ltd.**, Kyoto, Japan

[**] Term: **14 Years**

[21] Appl. No.: **29/090,093**

[22] Filed: **Jun. 30, 1998**

[51] **LOC (7) Cl.** **19-06**

[52] **U.S. Cl.** **D19/51; D19/56**

[58] **Field of Search** D19/35, 36, 41-51,
D19/53-58, 81-85; 401/52, 195, 99, 100,
209, 110, 111-116; 15/429

[56] **References Cited**

U.S. PATENT DOCUMENTS

D. 177,816	5/1956	Kahn	D19/46
D. 210,810	4/1968	Wakai	D19/51
D. 240,524	7/1976	Carre	D19/45
D. 325,046	3/1992	Liguori	D19/51
D. 377,664	1/1997	Izushima	D19/51
D. 394,875	6/1998	Izushima	D19/51
D. 395,447	6/1998	Izushima	D19/49
3,099,251	7/1963	Hertz	15/249

Primary Examiner—Martie K. Holtje
Attorney, Agent, or Firm—McGinn & Gibb, P.C.

[57] **CLAIM**

The ornamental design for a writing instrument, as shown and described.

DESCRIPTION

FIG. 1 is a front elevational view of the writing instrument

according to a first embodiment of the present invention;

FIG. 2 is a right side elevational view of the writing instrument of FIG. 1, the left side being a mirror image of the right side;

FIG. 3 is a rear elevational view of the writing instrument of FIG. 1;

FIG. 4 is a top plan view of the writing instrument of FIG. 1;

FIG. 5 is a bottom plan view of the writing instrument of FIG. 1;

FIG. 6 is a front perspective view of the writing instrument of FIG. 1, with a writing tip being projected;

FIG. 7 is a front elevational view of the writing instrument according to a second embodiment of the present invention;

FIG. 8 is a right side elevational view of the writing instrument of FIG. 7, the left side being a mirror image of the right side;

FIG. 9 is a rear elevational view of the writing instrument of FIG. 7;

FIG. 10 is a top plan view of the writing instrument of FIG. 7;

FIG. 11 is a bottom plan view of the writing instrument of FIG. 7; and,

FIG. 12 is a front perspective view of the writing instrument of FIG. 7, with a writing tip being projected.

1 Claim, 4 Drawing Sheets

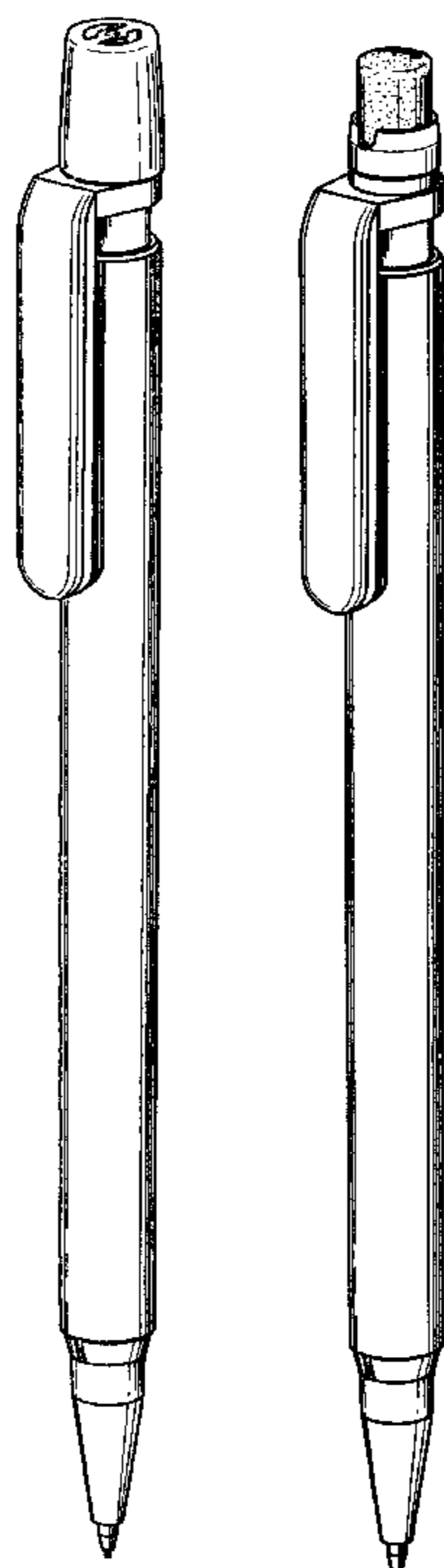


FIG. 5

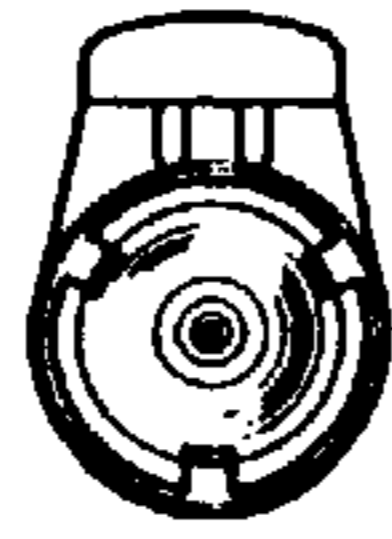


FIG. 4



FIG. 2



FIG. 1



FIG. 3



FIG. 6

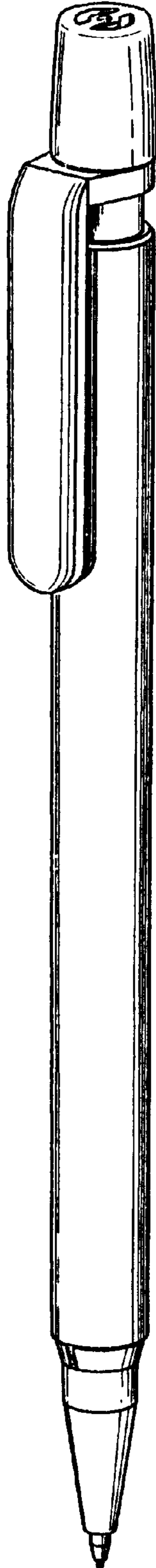


FIG. 11

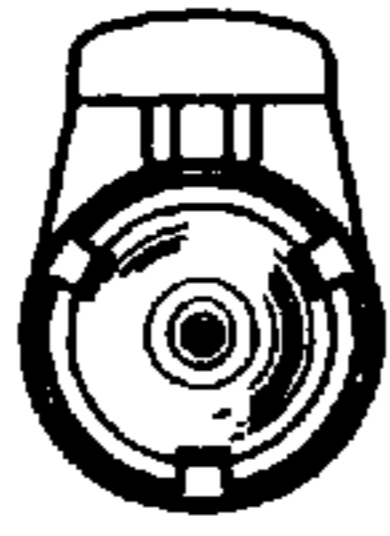


FIG. 10



FIG. 8




FIG. 7



FIG. 9



FIG. 12

