



US00D421029S

United States Patent [19]
Cha

[11] **Patent Number: Des. 421,029**

[45] **Date of Patent: ** Feb. 22, 2000**

[54] **CUTTER WHEEL**

5,477,845 12/1995 Zuzelo 30/388 X

[76] Inventor: **Jong Bae Cha**, Jugong Apt. 505-907,
27 Jamsil-Dong, Songpa-Ku, Seoul,
Rep. of Korea

Primary Examiner—Antoine Duval Davis
Attorney, Agent, or Firm—Michaelson & Wallace; Peter L.
Michaelson; John C. Pokotylo

[**] Term: **14 Years**

[57] **CLAIM**

[21] Appl. No.: **29/091,566**

The ornamental design for a cutter wheel, as shown and described.

[22] Filed: **Jul. 31, 1998**

DESCRIPTION

[51] **LOC (7) Cl.** **15-09**

[52] **U.S. Cl.** **D15/139; D8/70**

[58] **Field of Search** D15/139; D8/70;
30/307, 347, 355, 388-390; 83/663, 676,
835

FIG. 1 is a top perspective view of a cutter wheel.

FIG. 2 is a front view thereof;

FIG. 3 is a left side elevational view thereof;

FIG. 4 is a sectional view taken along 4-4 on thereof;

FIG. 5 is a plan view thereof; and,

FIG. 6 is a bottom view thereof.

[56] **References Cited**

U.S. PATENT DOCUMENTS

D. 392,864 3/1998 Koike et al. D8/70

1 Claim, 3 Drawing Sheets

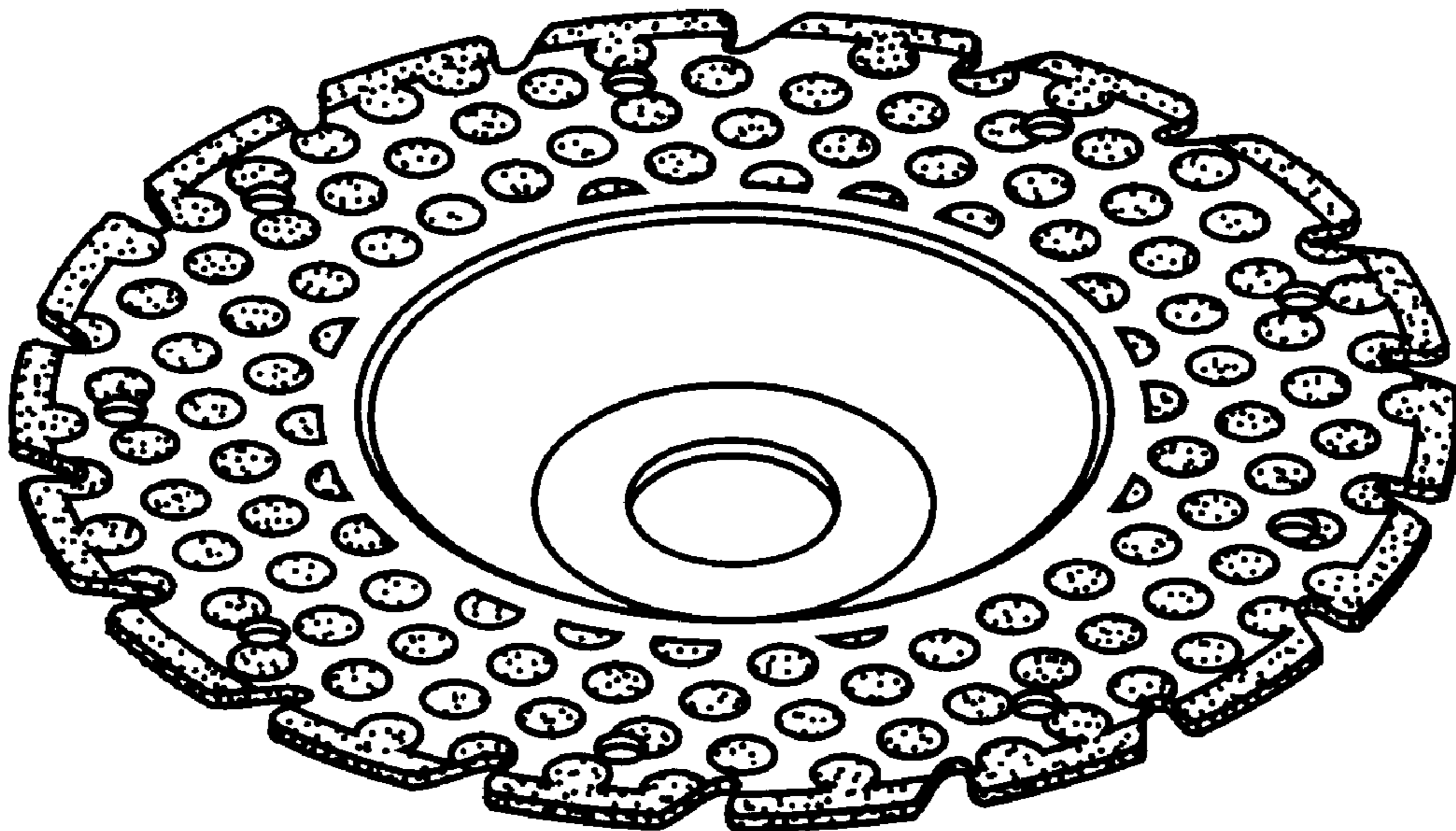


FIG. 1

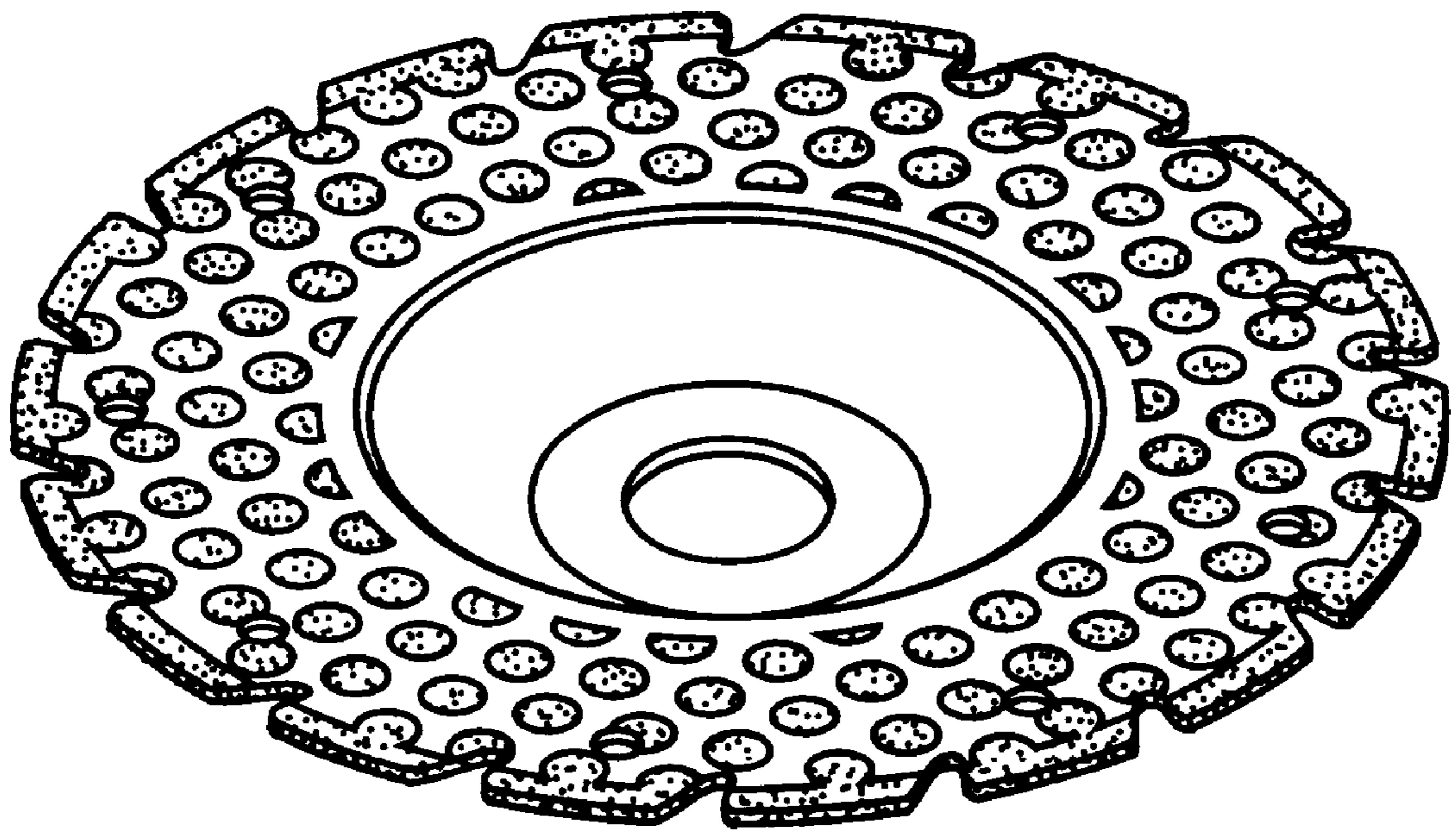


FIG. 2




FIG. 3




FIG. 4

