



US00D420997S

United States Patent [19]

Jordan

[11] Patent Number: **Des. 420,997**

[45] Date of Patent: **** Feb. 22, 2000**

[54] **CHILD SIZED COMPUTER KEYBOARD**

[76] Inventor: **Stephen R. Jordan**, 3303 N. Midkiff Rd., Suite 191, Midland, Tex. 79705

[*] Notice: This patent is subject to a terminal disclaimer.

[**] Term: **14 Years**

[21] Appl. No.: **29/096,228**

[22] Filed: **Nov. 6, 1998**

[51] **LOC (7) Cl.** **14-02**

[52] **U.S. Cl.** **D14/115**

[58] **Field of Search** D14/100, 101, D14/115, 106; D18/1, 2, 7; 200/5 A, 5 R, 6 A, 6 R; 235/145 A, 145 R; 345/160, 168; 341/22, 23; 364/708.1; 400/472, 479, 484-486, 488, 489, 492

[56] **References Cited**

U.S. PATENT DOCUMENTS

D. 270,639 9/1983 Goodin et al. D14/100

D. 278,239 4/1985 Felix et al. D14/100
D. 386,488 11/1997 Kageyama et al. D14/115
5,439,304 8/1995 Phillips et al. 400/492

Primary Examiner—Freda Nunn
Attorney, Agent, or Firm—Royston, Rayzor, Vickery, Novak & Druce, L.L.P.

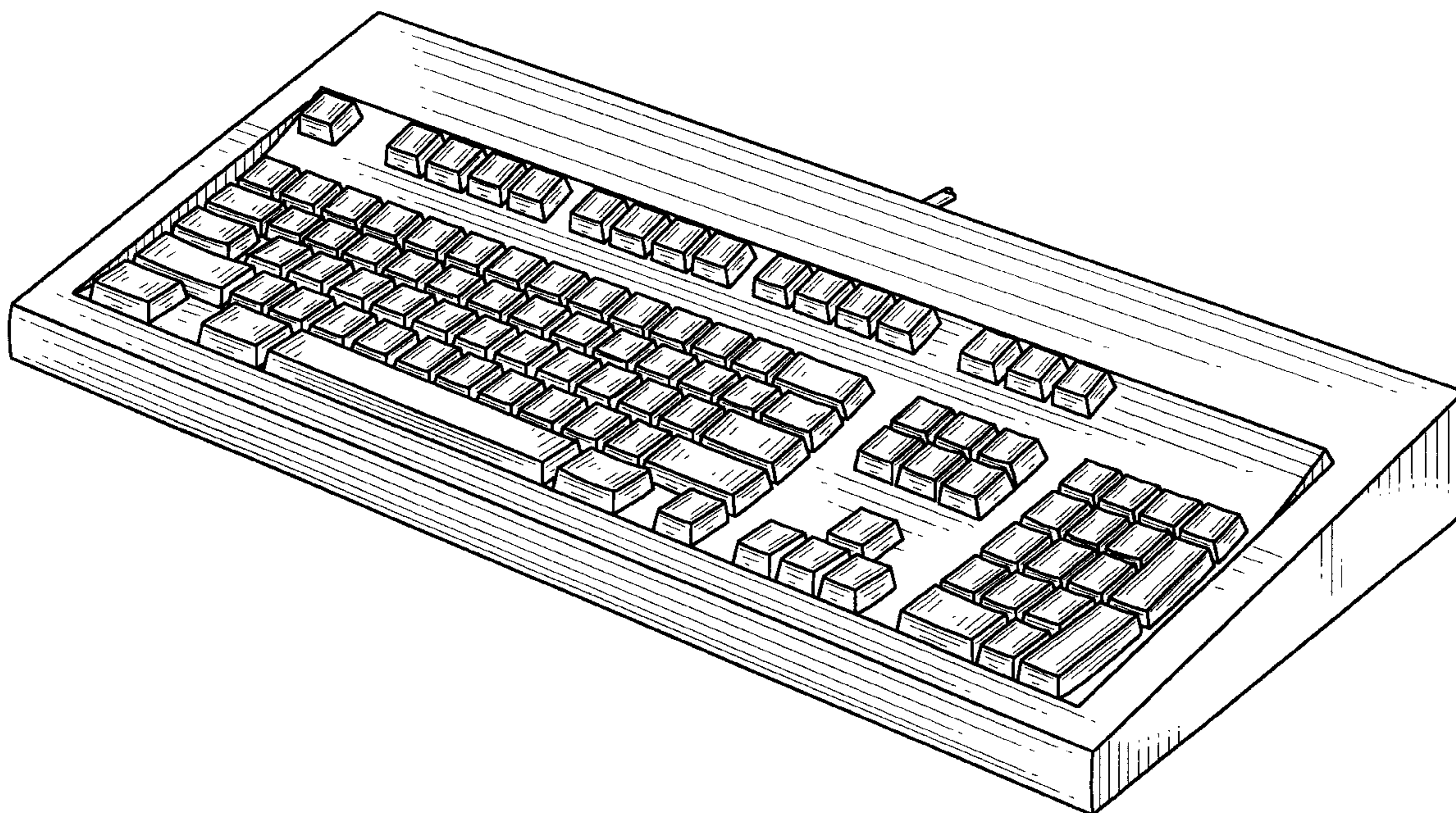
[57] **CLAIM**

I claim the ornamental design for the child sized computer keyboard, as shown and described.

DESCRIPTION

FIG. 1 is a perspective view of the keyboard showing my new design;
FIG. 2 is a top plan view thereof;
FIG. 3 is a front elevational view thereof;
FIG. 4 is a left side elevational view thereof;
FIG. 5 is a right side elevational view thereof;
FIG. 6 is a back elevational view thereof; and,
FIG. 7 is a bottom plan view thereof.

1 Claim, 4 Drawing Sheets



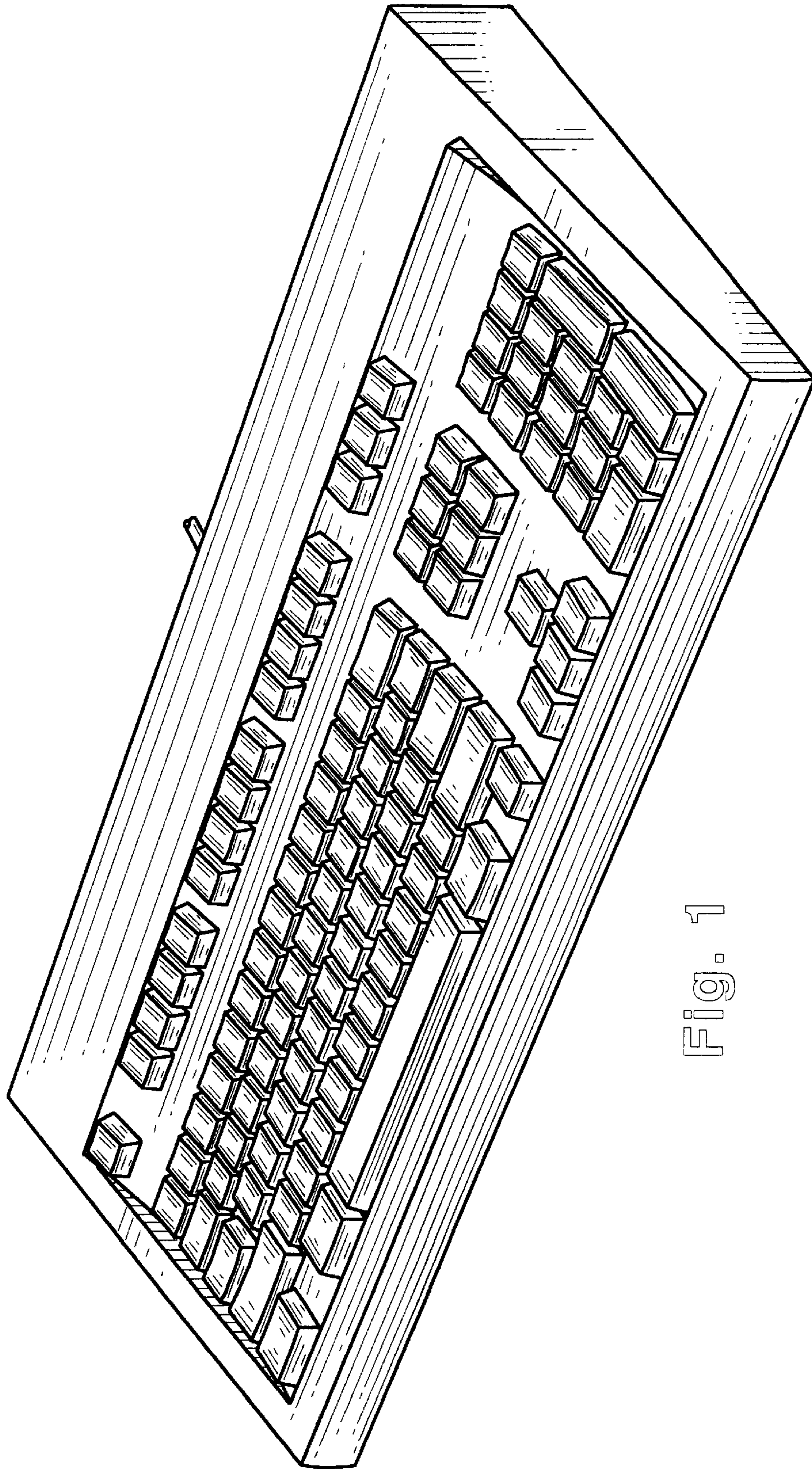


Fig. 1

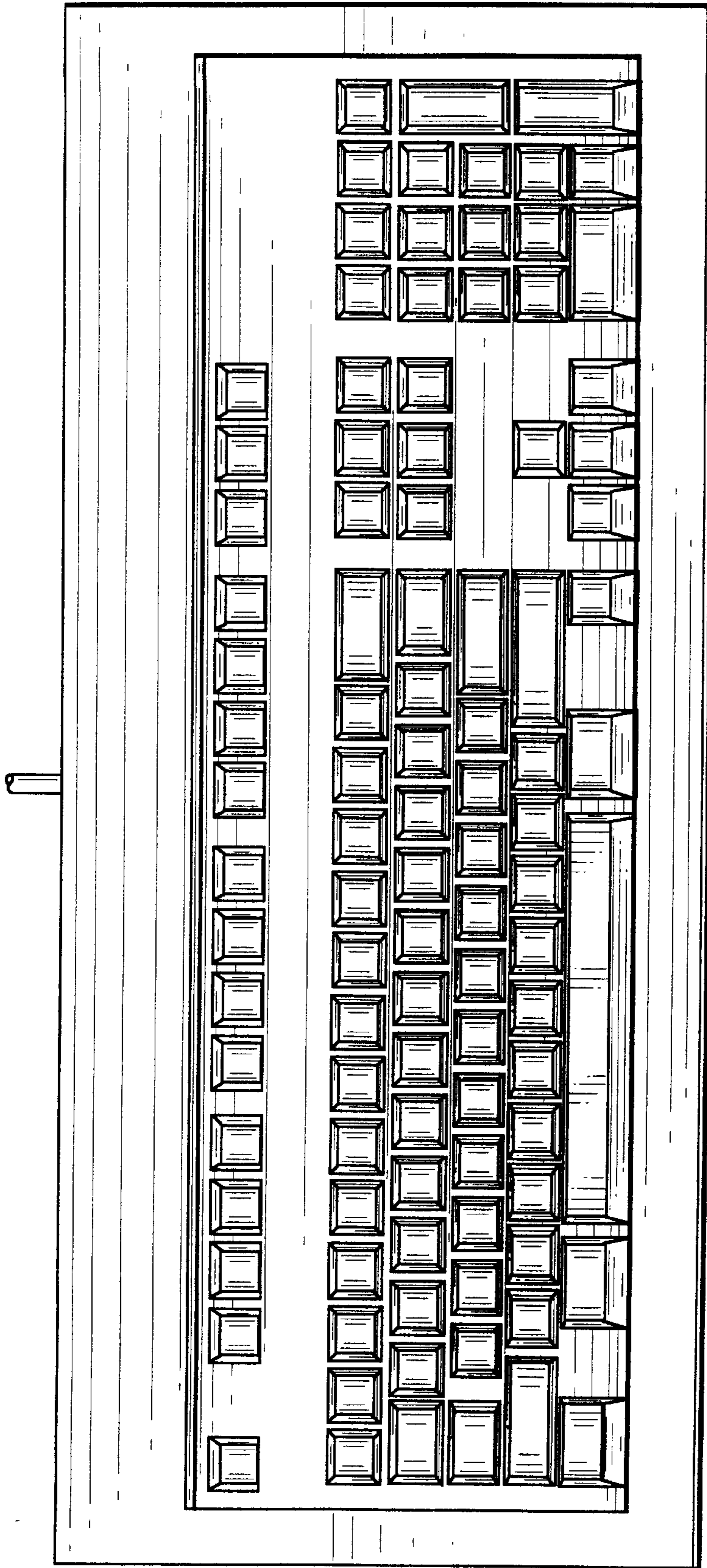


Fig. 2




Fig. 3

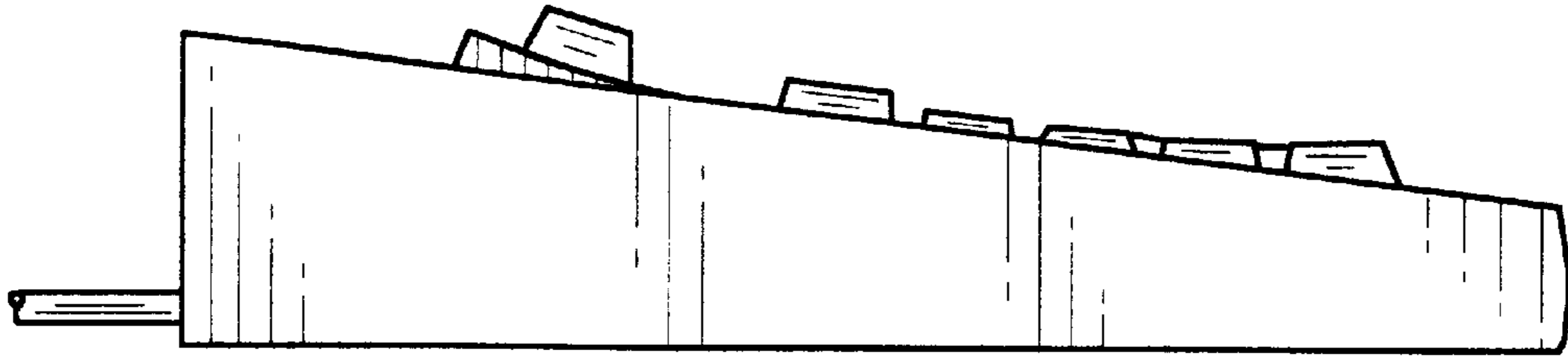


Fig. 4

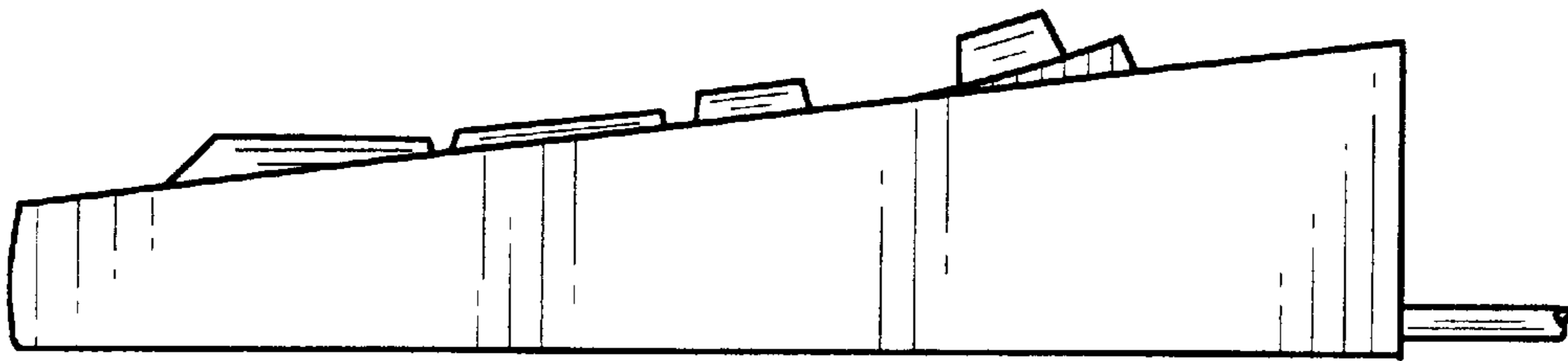


Fig. 5

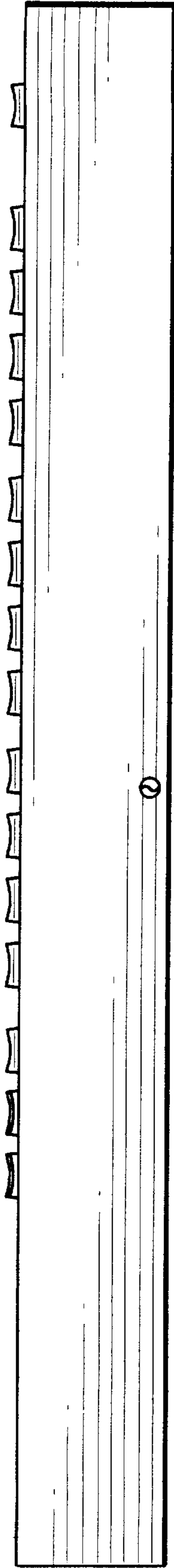


Fig. 6


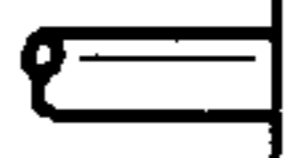


Fig. 7