



US00D420994S

United States Patent [19] Nijjima

[11] Patent Number: Des. 420,994

[45] Date of Patent: ** Feb. 22, 2000

[54] COMPUTER GENERATED IMAGE FOR A DISPLAY PANEL OR SCREEN

[75] Inventor: Makoto Nijjima, Tokyo, Japan

[73] Assignee: Sony Corporation, Tokyo, Japan

[**] Term: 14 Years

[21] Appl. No.: 29/091,321

[22] Filed: Jul. 27, 1998

[51] LOC (7) Cl. 14-02

[52] U.S. Cl. D14/114.1

[58] Field of Search D14/114, 114.1-114.9;
D18/24-33; D19/6; D20/11; D21/324-33;
345/326, 339-40, 347-57

[56] **References Cited**

U.S. PATENT DOCUMENTS

D. 391,558	3/1998	Marshall, Jr. et al.	D14/114.1
D. 392,264	3/1998	Marshall, Jr. et al.	D14/114.1
D. 394,250	5/1998	Maitra	D14/114.2
D. 399,836	10/1998	Wu et al.	D14/114.2
D. 403,313	12/1998	Peppel	D14/114.2
D. 406,123	2/1999	Hodgson	D14/114.2

OTHER PUBLICATIONS

“Microsoft Excel Designed for Windows 95”, pp. 12-13, Microsoft Press (Aug. 1997).

“Microsoft Office, Microsoft Word”, p. 7 (Jul. 1994).

Primary Examiner—M. H. Tung
Attorney, Agent, or Firm—Foley & Lardner

[57] **CLAIM**

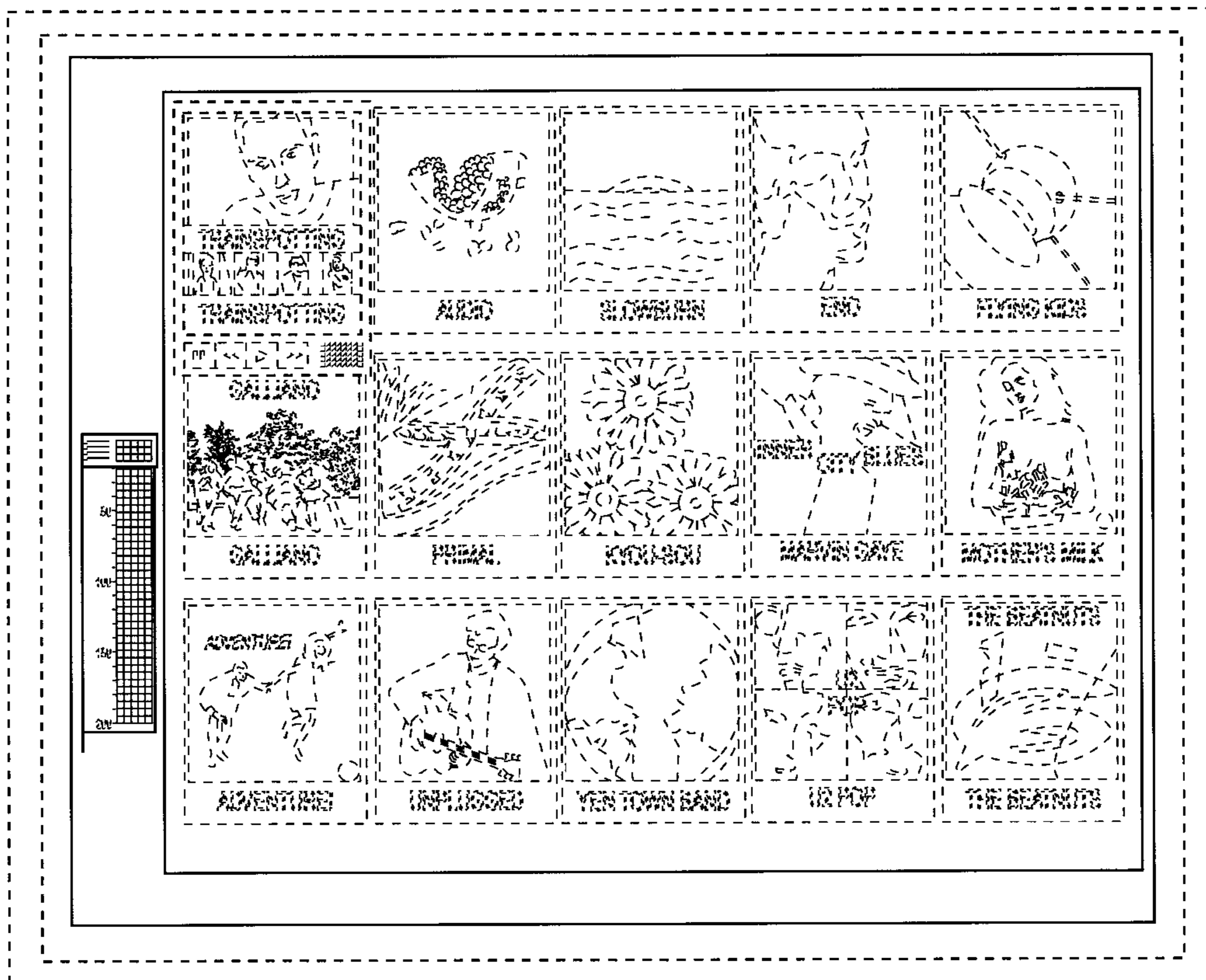
The ornamental design for a computer generated image for a display panel or screen, as shown and described.

DESCRIPTION

FIG. 1 is a front view of a computer generated image for a display panel or screen showing my new design;
 FIG. 2 is a front view of a second embodiment thereof;
 FIG. 3 is a front view of a third embodiment thereof;
 FIG. 4 is a front view of a fourth embodiment thereof;
 FIG. 5 is a front view of a fifth embodiment thereof;
 FIG. 6 is a front view of a sixth embodiment thereof;
 FIG. 7 is a front view of a seventh embodiment thereof;
 FIG. 8 is a front view of an eighth embodiment thereof;
 FIG. 9 is a front view of a ninth embodiment thereof;
 FIG. 10 is a front view of a tenth embodiment thereof;
 FIG. 11 is a front view of an eleventh embodiment thereof;
 and,
 FIG. 12 is a front view of a twelfth embodiment thereof.

The broken line drawings of a display panel or screen and images in all figure views are for illustrative purposes and form no part of the claimed design.

1 Claim, 12 Drawing Sheets






FIG. 1




FIG. 2




FIG. 3




FIG. 4




FIG. 5




FIG. 6




FIG. 7




FIG. 8




FIG. 9




FIG. 10




FIG. 11




FIG. 12