



US00D420947S

# United States Patent [19] Buck

[11] Patent Number: **Des. 420,947**

[45] Date of Patent: **\*\* Feb. 22, 2000**

[54] **MOTORCYCLE TIRE**

[75] Inventor: **David Lyndon Buck**, Williamsville, N.Y.

[73] Assignee: **Dunlop Tire Corporation**, Buffalo, N.Y.

[\*\*] Term: **14 Years**

[21] Appl. No.: **29/099,127**

[22] Filed: **Jan. 14, 1999**

### Related U.S. Application Data

[62] Division of application No. 29/077,538, Oct. 3, 1997, Pat. No. Des. 408,337.

[51] **LOC (7) Cl.** ..... **12-15**

[52] **U.S. Cl.** ..... **D12/143**

[58] **Field of Search** ..... D12/141-143,  
D12/146-151, 134, 136; 152/209.1, 209.8,  
209.9, 209.11, 209.16, 209.18, 209.28,  
900, 901, 902, 903

### [56] References Cited

#### U.S. PATENT DOCUMENTS

D. 66,712	2/1925	Sebring .....	D12/152
D. 91,322	1/1934	James .....	D12/152
D. 99,981	6/1936	Anderson .....	D12/152
D. 186,095	9/1959	Balmer, Jr. et al. ....	D12/152
D. 201,511	6/1965	Masuda .....	D12/152
D. 208,617	9/1967	Ueno .....	D12/152
D. 210,814	4/1968	Makris .....	D12/152
D. 222,215	10/1971	Munoz .....	D12/152
D. 261,877	11/1981	Sato et al. ....	D12/141
D. 302,414	7/1989	Buck et al. ....	D12/147
D. 317,282	6/1991	Kadomaru .....	D12/147
D. 326,631	6/1992	Buck et al. ....	D12/142
D. 337,078	7/1993	Pannain .....	D12/141

D. 371,101	6/1996	Tomura .....	D12/147
D. 381,300	7/1997	Haas .....	D12/147
D. 385,834	11/1997	Ratliff, Jr. ....	D12/152
D. 387,313	12/1997	Cross .....	D12/152
2,146,942	2/1939	Czerwin .....	152/523
4,405,007	9/1983	Welter .....	152/523
5,303,758	4/1994	Clementz et al. ....	152/523

### OTHER PUBLICATIONS

Maxxis Classic (Blackwall) C-6011 Tire, 1996 Tread Design Guide, p. 219 Feb. 1996.

Dunlop D202 Sport Radial (Rear) Street Tire, 1996 Tread Design Guide, p. 213, Feb. 1996.

Maxxis Classic (Whitehall) C-6011 and Touring C-6011 Street Tire, 1996 Tread Design Guide, p. 219, Feb. 1996.

*Primary Examiner*—Robert M. Spear

*Attorney, Agent, or Firm*—Stevens, Davis, Miller & Mosher, L.L.P.

### [57] CLAIM

The ornamental design for a motorcycle tire, as shown and described.

### DESCRIPTION

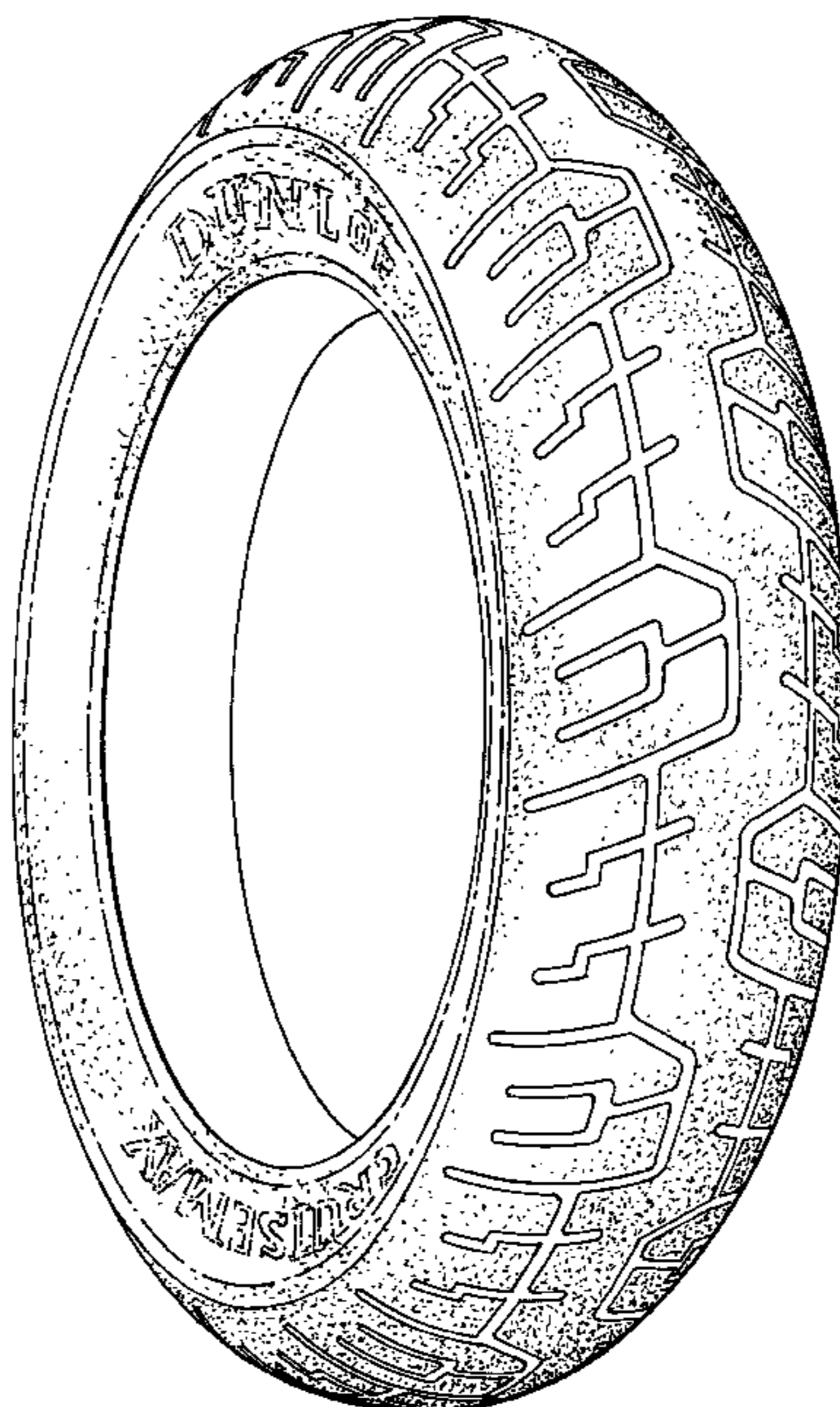
FIG. 1 is a front elevational view of a motorcycle tire showing my new design, the opposite side elevational view being identical thereto;

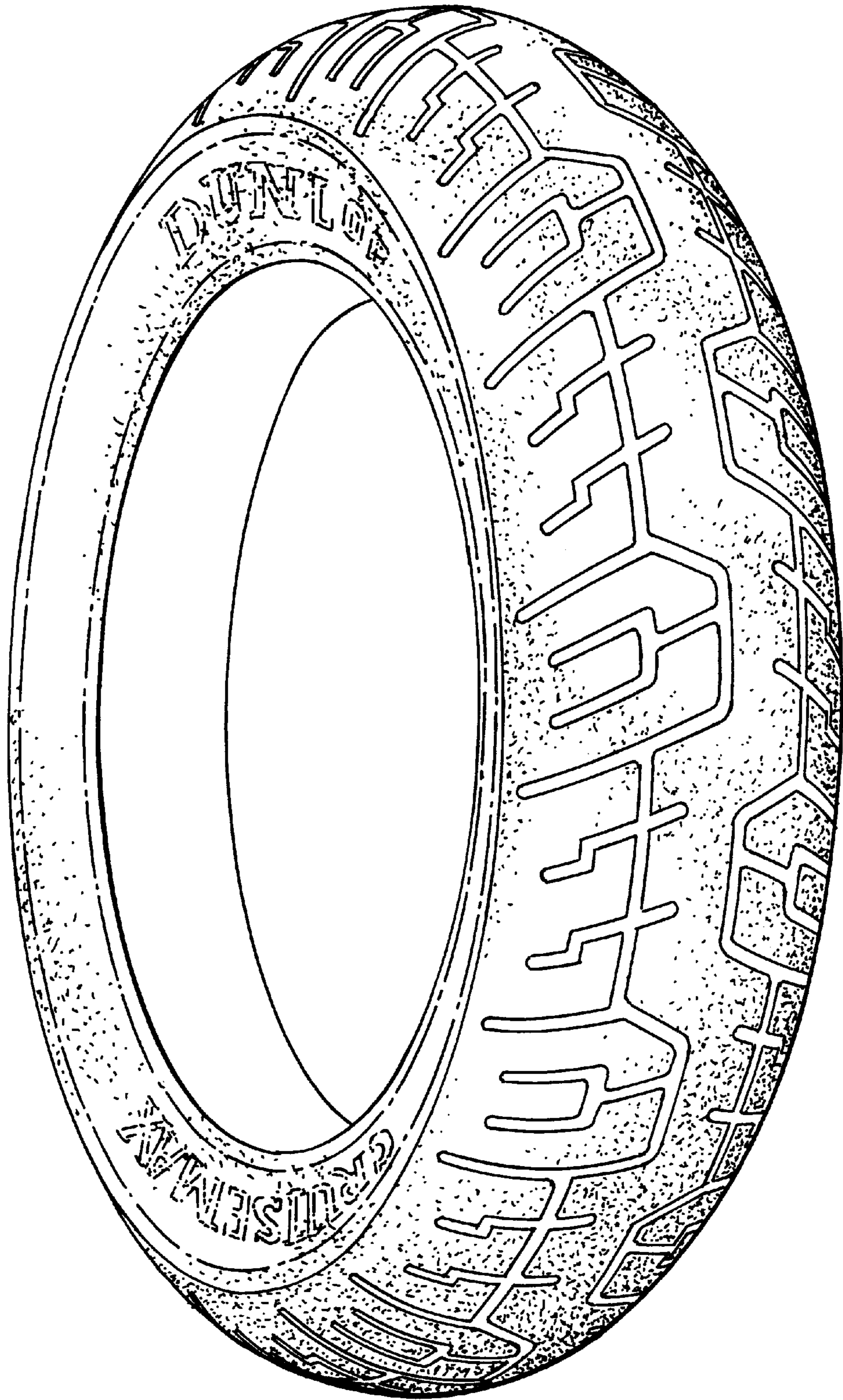
FIG. 2 is a side elevational view thereof, the opposite side elevational view being identical thereto; and,

FIG. 3 is a side elevational view of a second embodiment thereof, the opposite side elevational view being identical thereto. It is understood that the front and rear elevational views thereof are identical to that shown and described in FIG. 1.

The broken line showings of sidewall surface indicia are for illustrative purposes only and form no part of the claimed design.

**1 Claim, 3 Drawing Sheets**

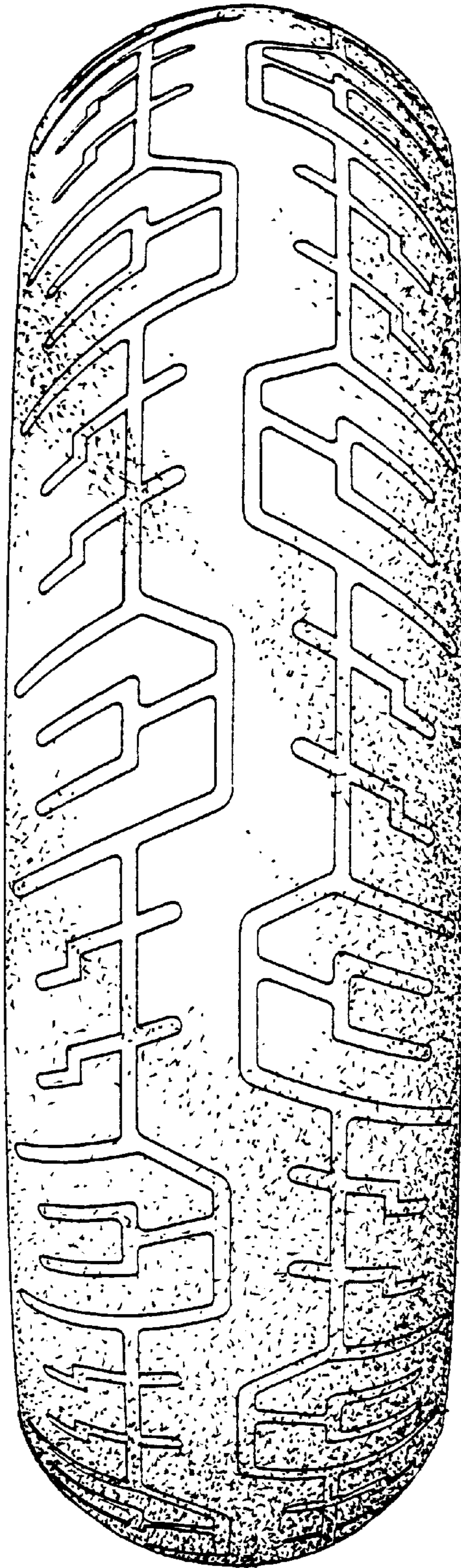





**FIG. 1**



**FIG. 2**





**FIG. 3**