



US00D420946S

United States Patent [19]
Ratliff, Jr.

[11] **Patent Number: Des. 420,946**

[45] **Date of Patent: ** Feb. 22, 2000**

[54] **TIRE TREAD**

D. 402,945 12/1998 Maxwell et al. D12/147
D. 409,954 5/1999 Murata D12/141
5,421,391 6/1995 Himuro .

[75] Inventor: **Billy Joe Ratliff, Jr.**, Akron, Ohio

[73] Assignee: **The Goodyear Tire & Rubber Company**, Akron, Ohio

Primary Examiner—Robert M. Spear
Attorney, Agent, or Firm—T P Lewandowski

[**] Term: **14 Years**

[57] **CLAIM**

[21] Appl. No.: **29/098,819**

The ornamental design for a tire tread, as shown and described.

[22] Filed: **Jan. 6, 1999**

DESCRIPTION

[51] **LOC (7) Cl.** **12-15**

[52] **U.S. Cl.** **D12/141; D12/147**

[58] **Field of Search** D12/136-152;
152/209.1, 209.8, 209.9, 209.11, 209.13,
209.16, 209.28, 901, 902, 903

FIG. 1 is a perspective view of a tire tread showing our new design, it being understood that the pattern repeats uniformly throughout the circumference of the tread;
FIG. 2 is a front elevational view thereof;
FIG. 3 is a side elevational view thereof, the opposite side elevational view being identical thereto; and,
FIG. 4 is an enlarged fragmentary front elevational view thereof.


[56] **References Cited**

U.S. PATENT DOCUMENTS

- D. 328,582 8/1992 Covert et al. .
- D. 350,100 8/1994 Van Tuyl .
- D. 379,787 6/1997 Maxwell et al. .
- D. 385,521 10/1997 Ratliff, Jr. .
- D. 390,172 2/1998 Johanning .
- D. 400,132 10/1998 Maxwell .

In the drawings, the broken lines defining the inner bead of the sidewall and the peripheral boundary between the tire tread and the sidewall are for illustrative purposes only and form no part of the claimed design.

1 Claim, 4 Drawing Sheets



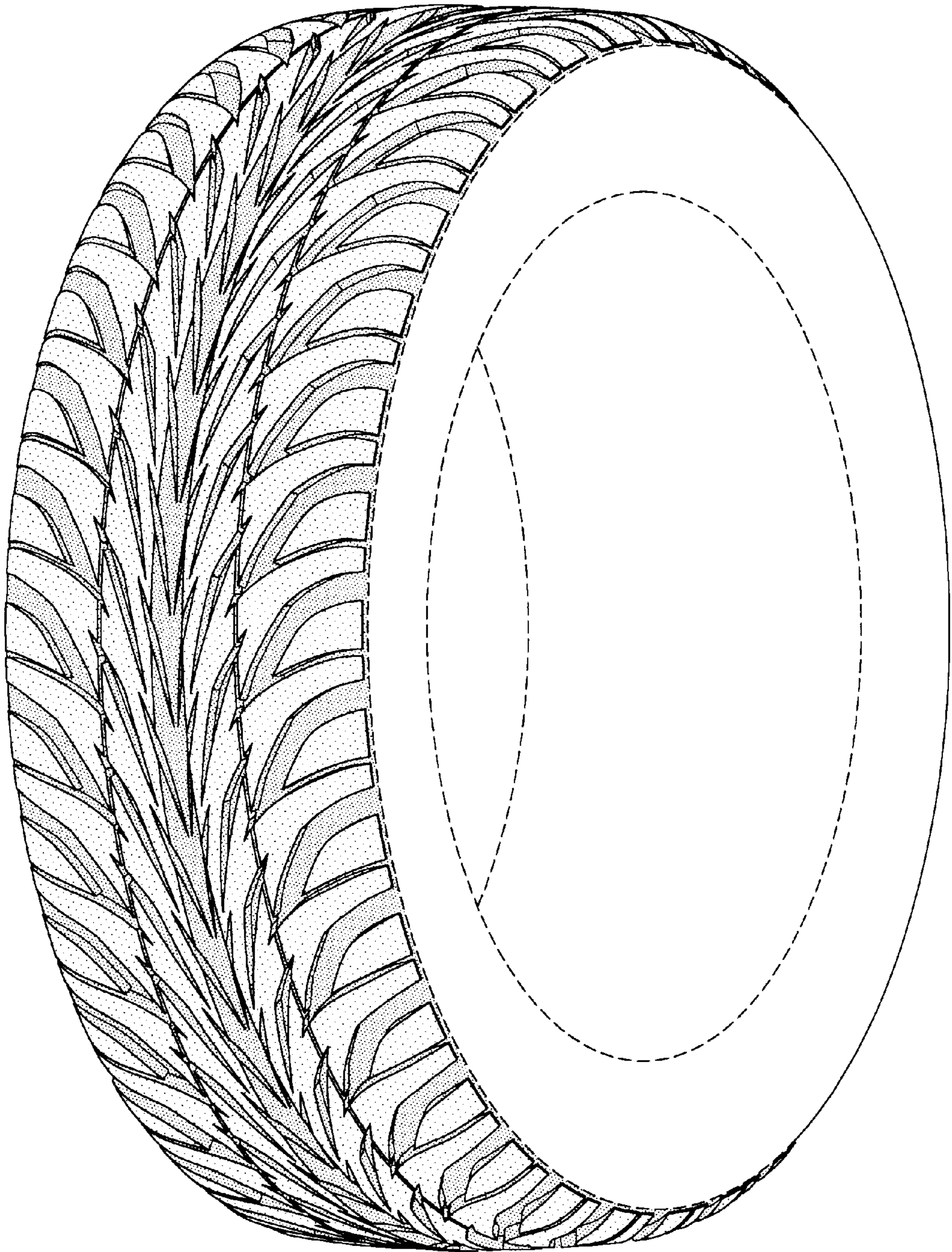


FIG-1




FIG-2

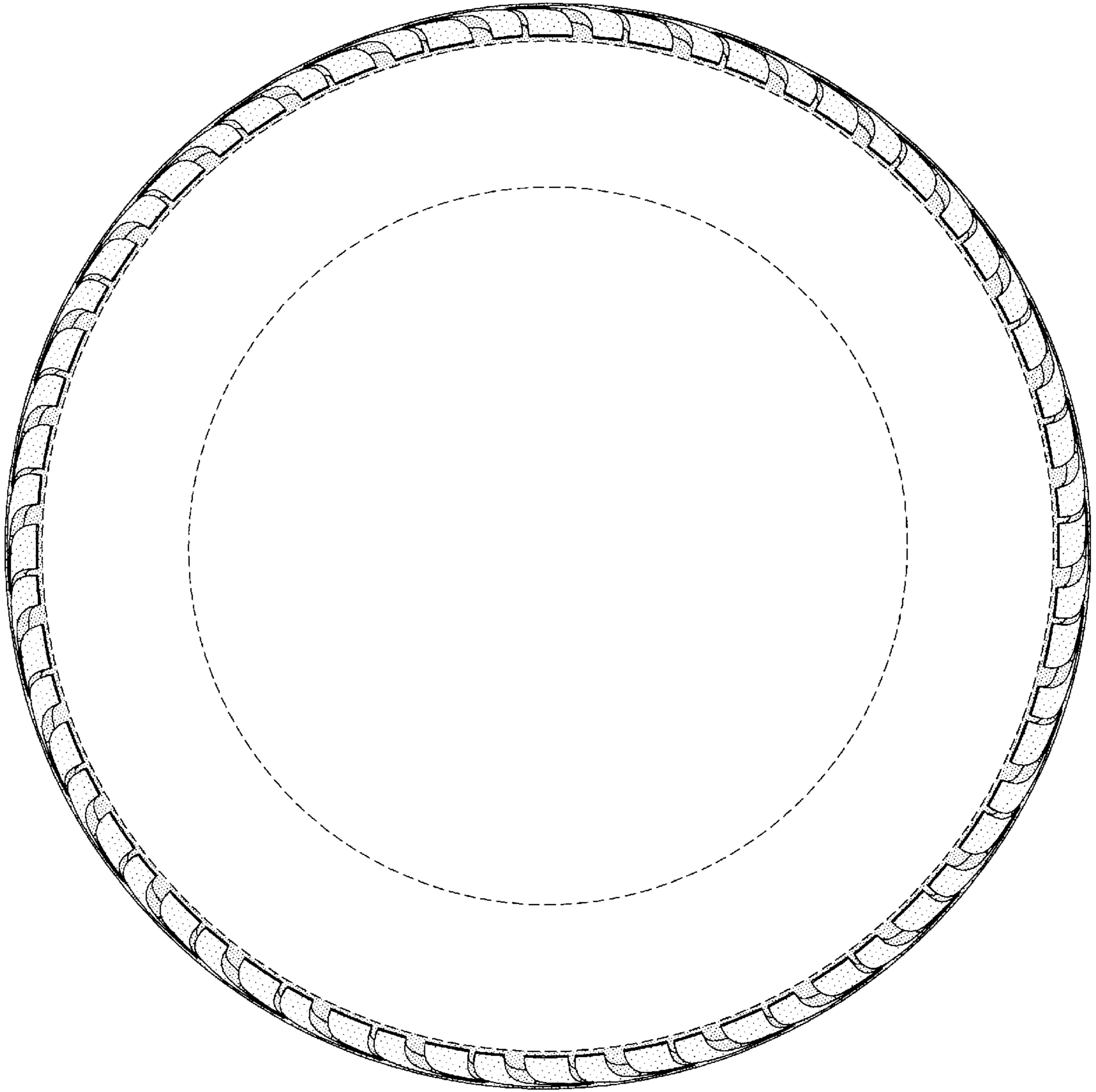


FIG-3

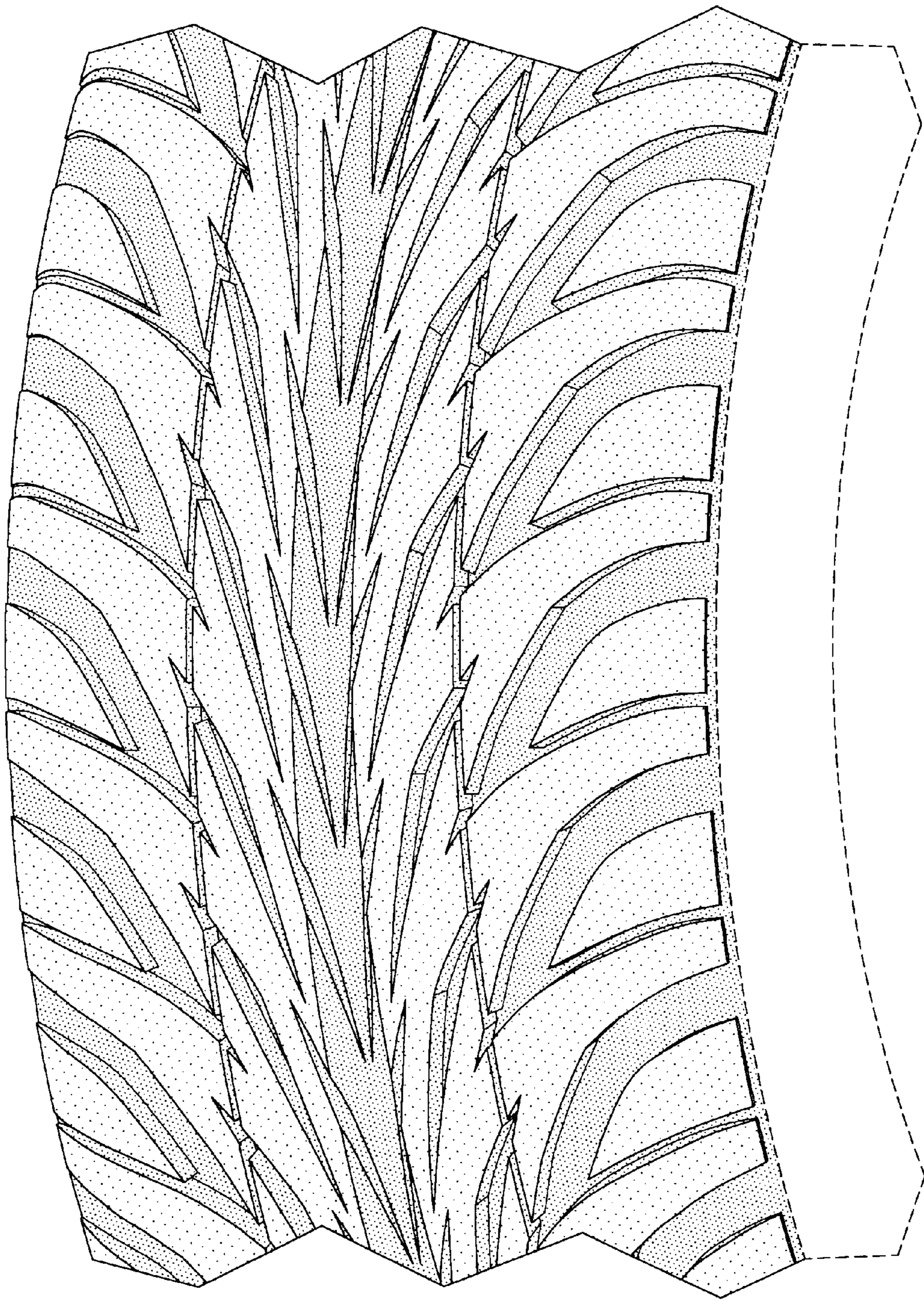


FIG-4