



US00D420944S

United States Patent [19]
Hoagland, IV

[11] **Patent Number: Des. 420,944**
[45] **Date of Patent: ** Feb. 22, 2000**

[54] **DECORATIVE ATTACHMENT FOR MOTORCYCLE COMPONENTS**
[76] Inventor: **Calvin C. Hoagland, IV**, 6 Widewater Rd., Hilton Head Island, S.C. 29926-2021
[**] Term: **14 Years**
[21] Appl. No.: **29/094,288**
[22] Filed: **Sep. 29, 1998**

Related U.S. Application Data

[62] Division of application No. 29/079,711, Nov. 21, 1997, which is a division of application No. 29/058,301, Jul. 11, 1996, Pat. No. Des. 390,507.
[51] **LOC (7) Cl.** **12-11**
[52] **U.S. Cl.** **D12/126; D9/453**
[58] **Field of Search** D12/126, 114, D12/197; D9/434, 453; 215/1 A-1 C, 327, 328, 343; 180/219, 288.4; D6/451; D21/443; D23/364

References Cited

U.S. PATENT DOCUMENTS

D. 51,851 11/1918 Bloom .
D. 58,630 8/1921 Ruckman .
D. 104,786 6/1937 Lumiere .
D. 149,122 6/1948 Goodwin .
D. 178,648 9/1956 Collura .
D. 190,025 4/1961 Stortz .
D. 192,852 5/1962 Walker .
D. 246,038 10/1977 Moller .
D. 250,152 11/1978 Blockson D6/354
D. 250,467 12/1978 O'Banion D12/197
D. 258,854 4/1981 Berg D6/354

D. 266,167 9/1982 Lindbrandt .
D. 266,833 11/1982 Wharton .
D. 273,373 4/1984 Levine et al. .
D. 273,825 5/1984 Persons D6/354
D. 279,803 7/1985 Manning D21/443
D. 281,932 12/1985 Schneider D6/354
D. 292,454 10/1987 Ryppen D6/354
D. 301,409 6/1989 Deakett D6/354
D. 326,572 6/1992 Mackie D6/451
D. 332,838 1/1993 Lu .
D. 340,513 10/1993 Stahel, II et al. D12/114
D. 348,645 7/1994 Hitchcock et al. D17/197
D. 353,357 12/1994 Weinberg et al. D12/197
D. 354,460 1/1995 Davidson et al. D12/126
D. 363,259 10/1995 Davidson et al. D12/126
D. 375,425 11/1996 Gale D6/354
618,634 1/1899 Young et al. .
3,021,757 2/1962 Ellis, Jr. .
3,754,787 8/1973 Garber 297/195.1

OTHER PUBLICATIONS

Application Ser. No. 08/058301 Jul. 1996, Hoagland, IV.

Primary Examiner—Pamela Burgess
Attorney, Agent, or Firm—Jacobson, Price, Holman & Stern, PLLC

CLAIM

The ornamental design for a decorative attachment for motorcycle components, as shown and described.

DESCRIPTION

FIG. 1 is a perspective view showing my new design for a decorative attachment for motorcycle components, FIG. 2 is a side elevational view thereof, FIG. 4 is a top plan view thereof; and, FIG. 5 is a bottom view thereof.

1 Claim, 1 Drawing Sheet

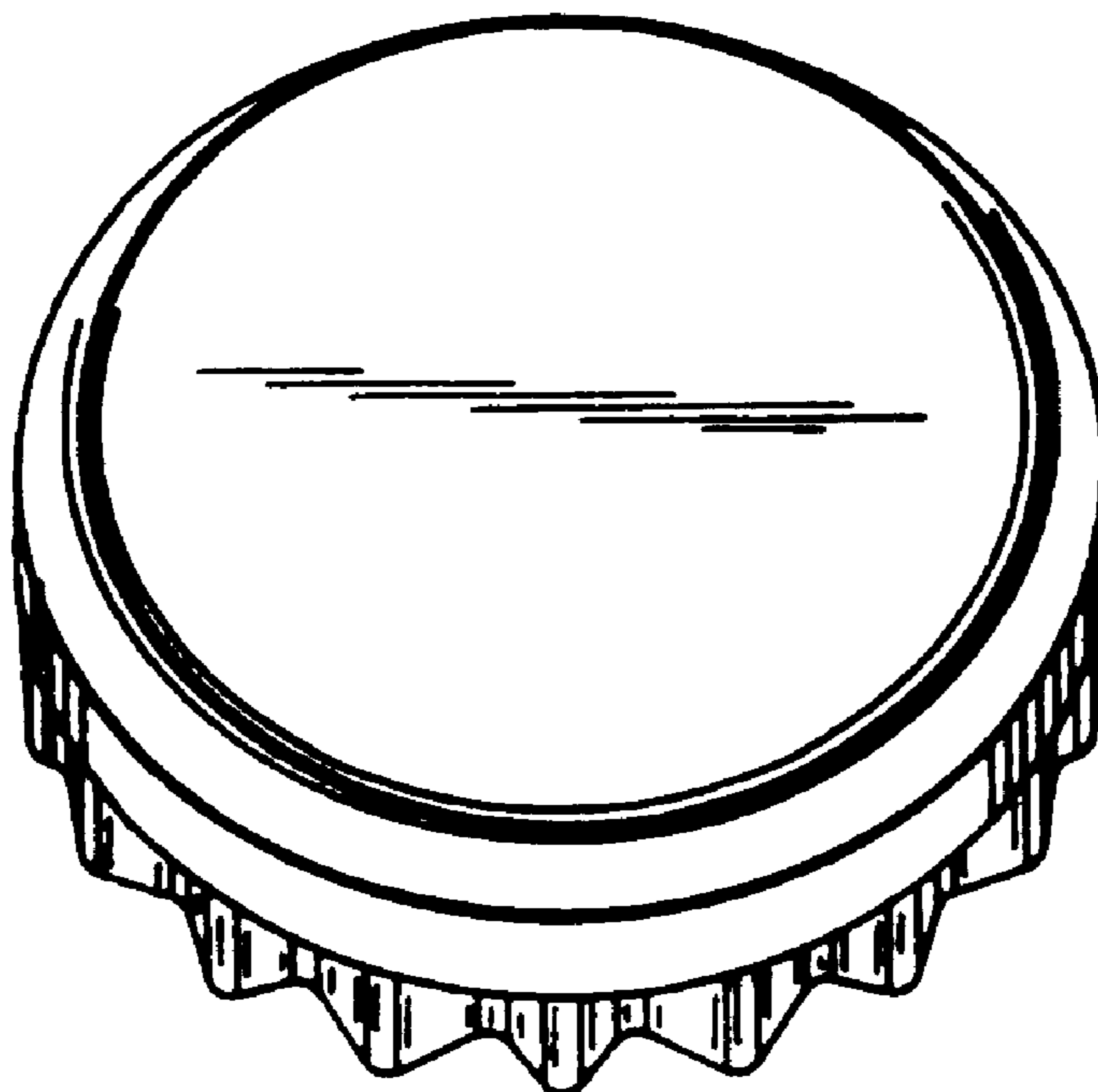


FIG. 1

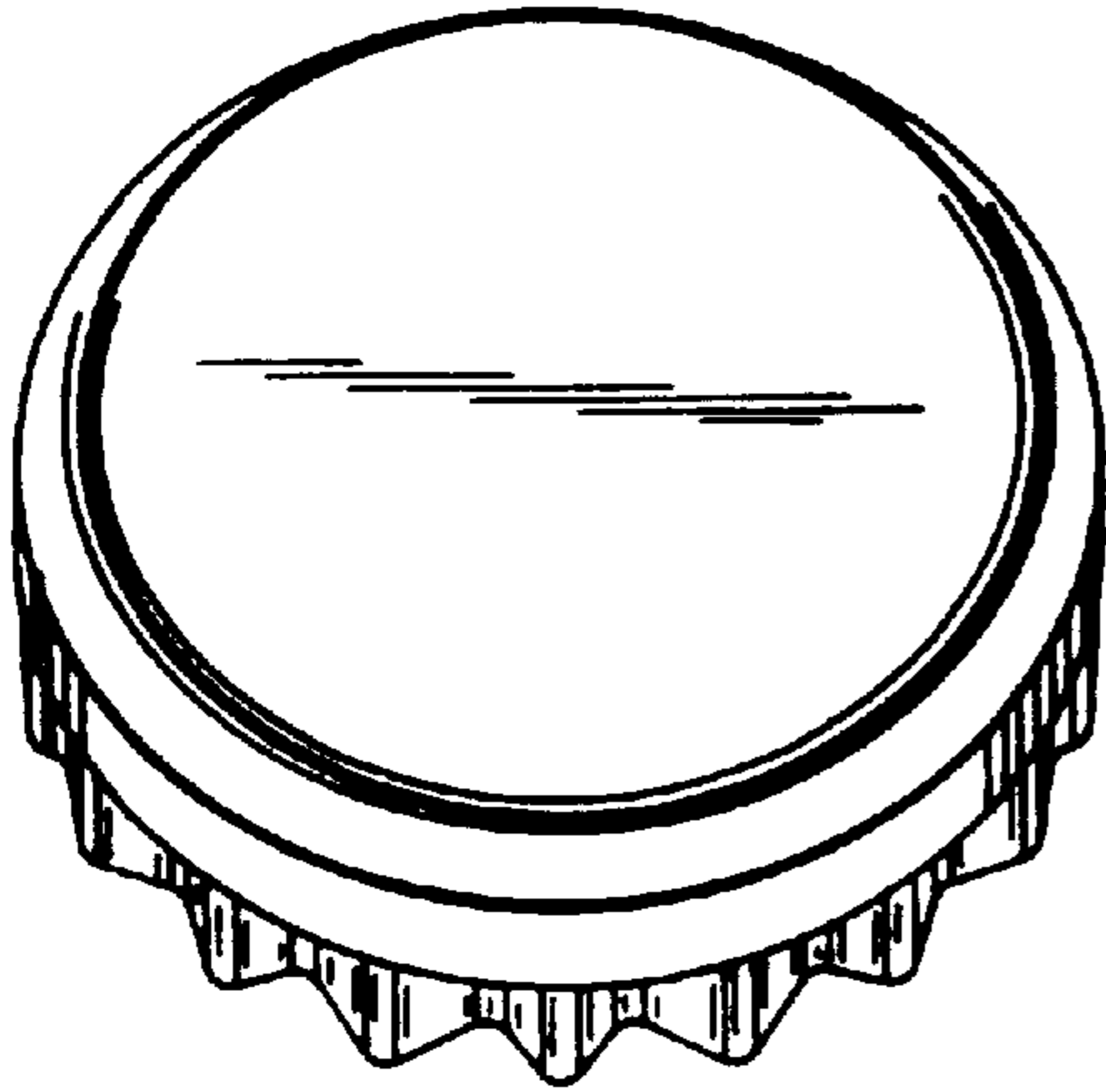


FIG. 2




FIG. 3

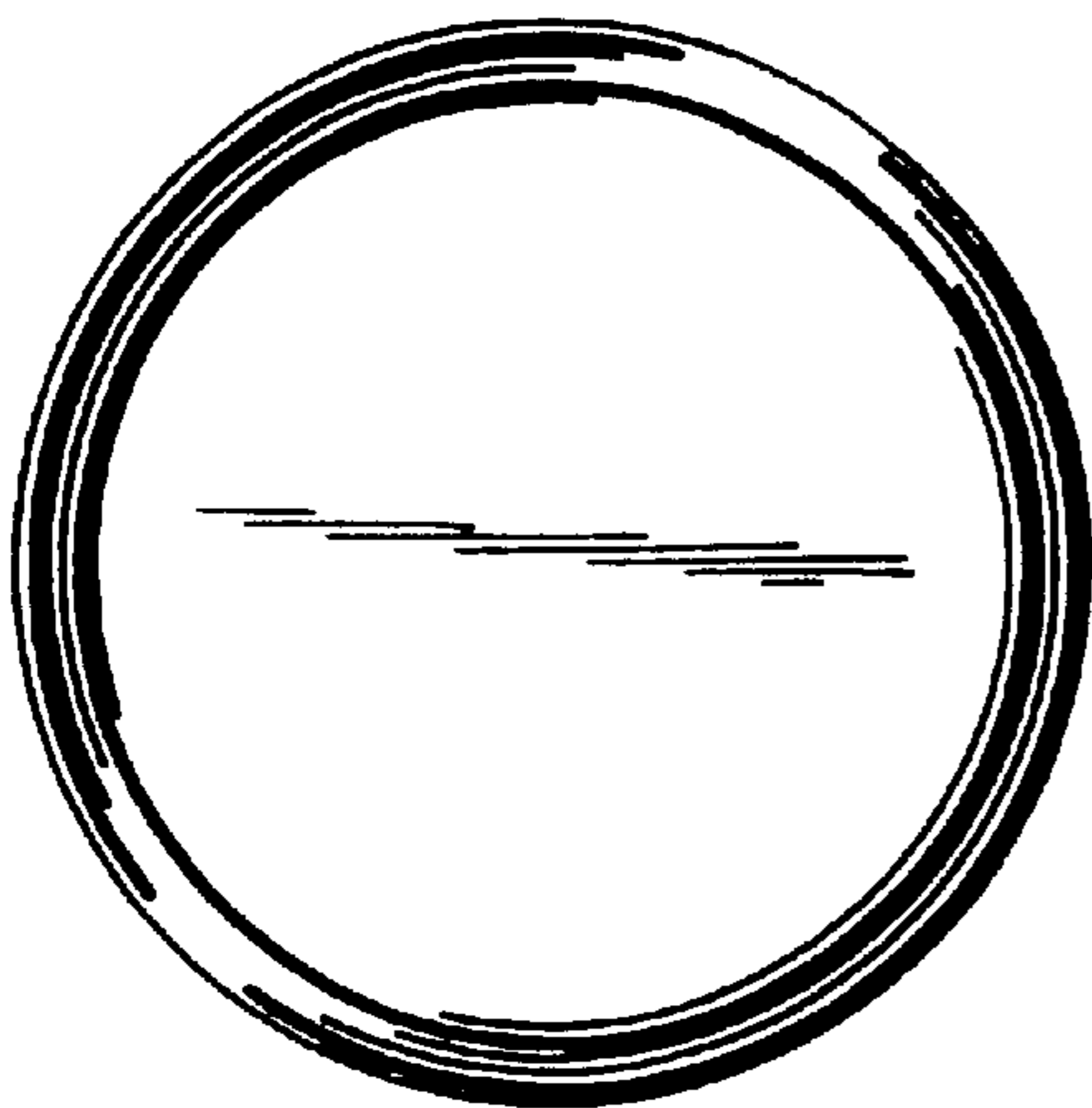


FIG. 4

