



US00D420929S

# United States Patent [19] Vigil

[11] **Patent Number: Des. 420,929**

[45] **Date of Patent: \*\* Feb. 22, 2000**

[54] **HOCKEY STICK DUCK CALL**

[75] Inventor: **Mark A Vigil**, 2704-A Stapleton Dr.,  
Antioch, Calif. 94509

[73] Assignee: **Mark A Vigil**, Antioch, Calif.

[\*\*] Term: **14 Years**

[21] Appl. No.: **29/065,753**

[22] Filed: **Aug. 5, 1997**

### Related U.S. Application Data

[62] Division of application No. 29/026,238, Jul. 22, 1994, Pat.  
No. Des. 395,021.

[51] **LOC (7) Cl.** ..... **10-05**

[52] **U.S. Cl.** ..... **D10/119**

[58] **Field of Search** ..... D10/104, 118,  
D10/119, 120, 121; 446/202, 204, 212,  
213, 216; 116/137 R, 141, 142 R, 146;  
D21/199, 64, 210, 215

[56] **References Cited**

### U.S. PATENT DOCUMENTS

D. 364,654 11/1995 Boden ..... D21/64  
D. 395,021 6/1998 Vigil et al. .... D10/119  
D. 405,378 2/1999 Rhodes ..... D10/119

*Primary Examiner*—Marcus A. Jackson

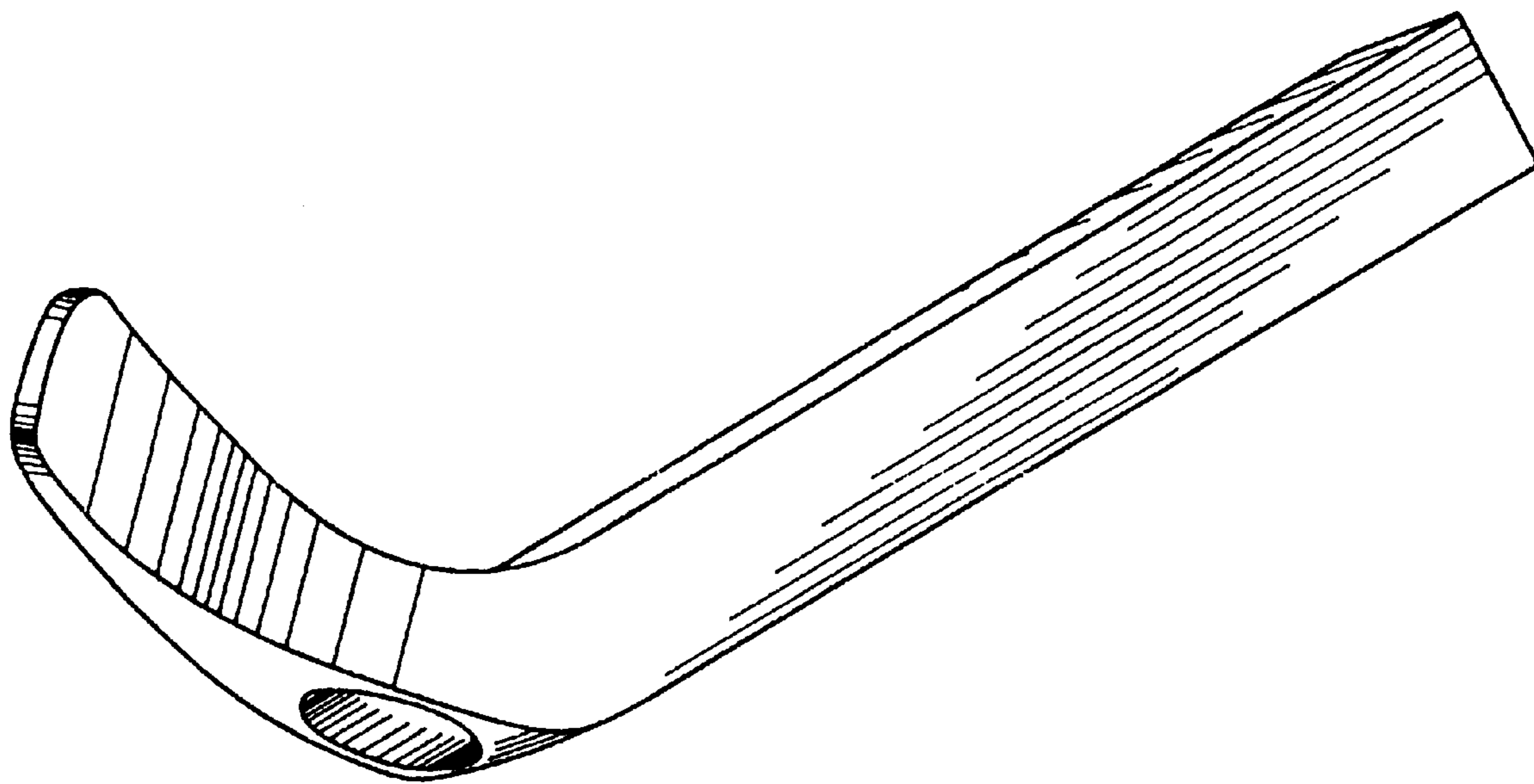
[57] **CLAIM**

The design for a hockey stick duck call, as shown and described.

### DESCRIPTION

FIG. 1 is a front side elevational view of a hockey stick duck call according to the invention;  
FIG. 2 is a right side elevational view thereof;  
FIG. 3 is a rear side elevational view thereof;  
FIG. 4 is a left side elevational view thereof;  
FIG. 5 is a bottom plan view thereof;  
FIG. 6 is a top plan view thereof; and,  
FIG. 7 is a perspective view thereof.

**1 Claim, 2 Drawing Sheets**






FIG. 1




FIG. 2




FIG. 3




FIG. 4



FIG. 5

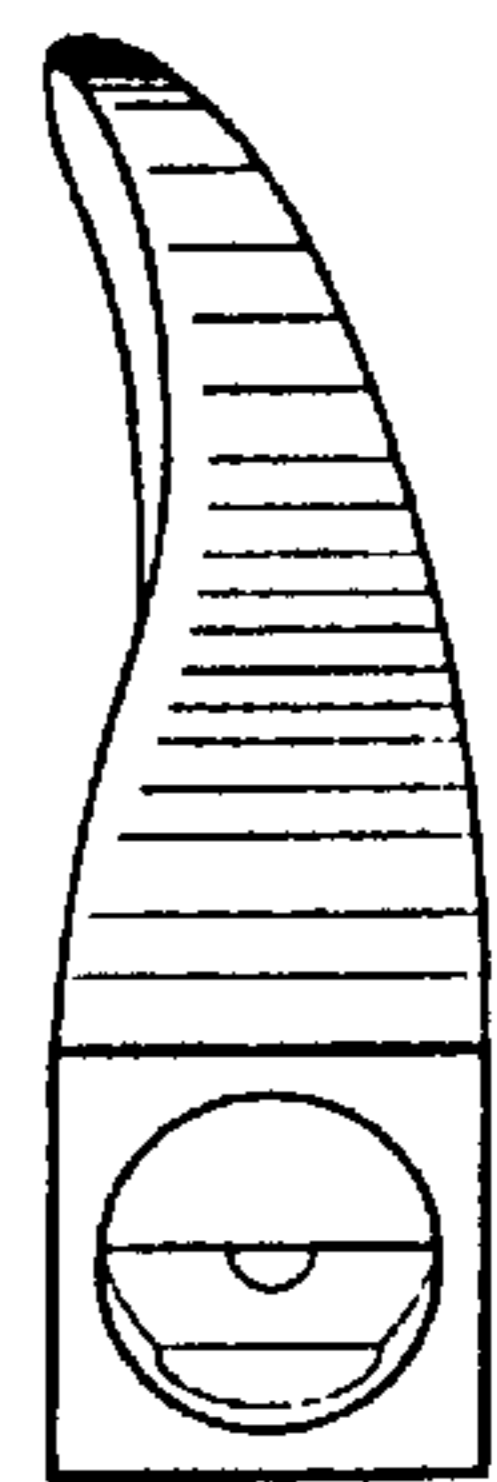


FIG. 6

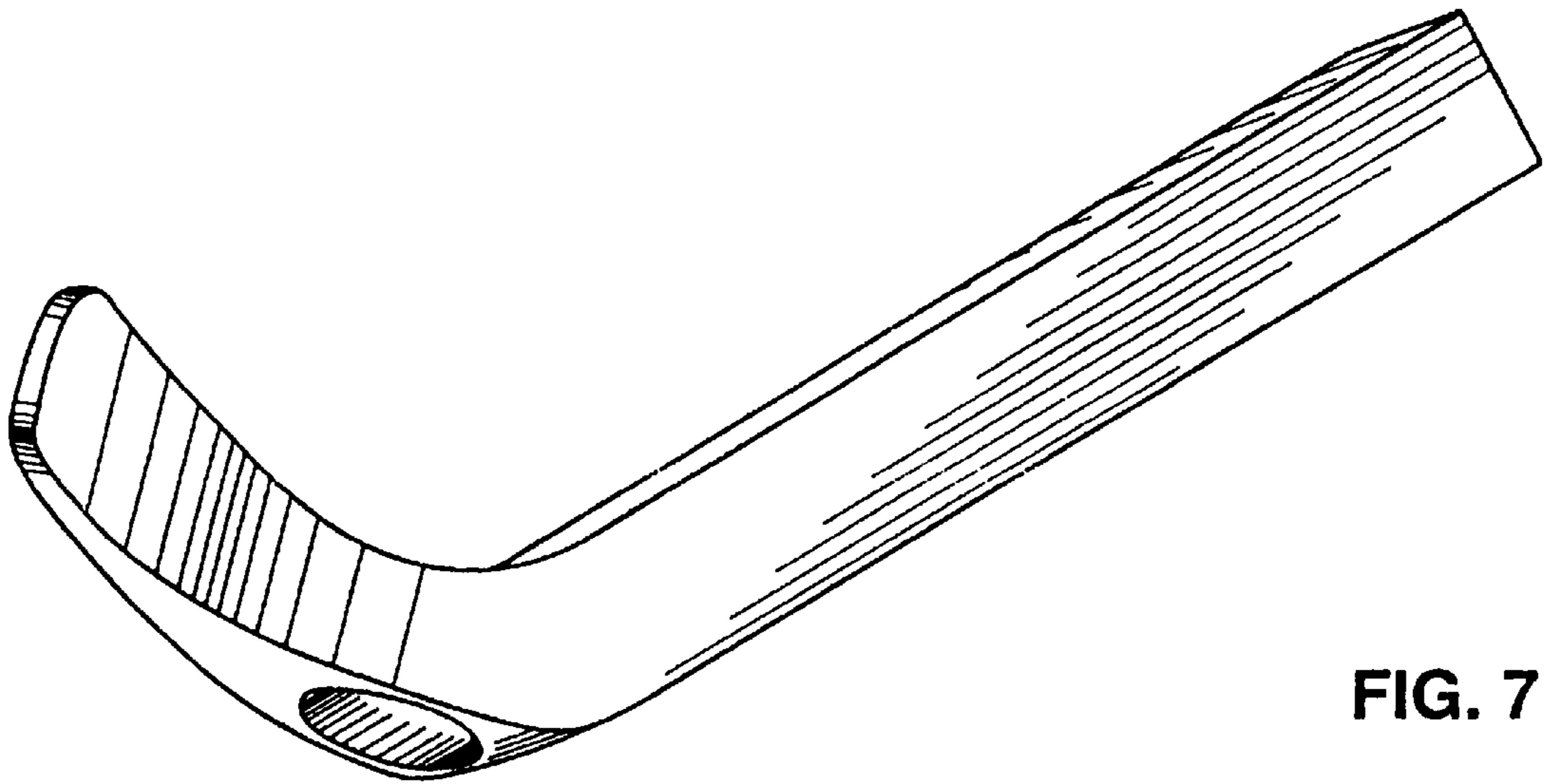


FIG. 7