



US00D420908S

**United States Patent** [19]  
**Sumner**

[11] **Patent Number: Des. 420,908**

[45] **Date of Patent: \*\* Feb. 22, 2000**

[54] **DUAL SPOUT CONTAINER**

[76] Inventor: **Toni Ann Sumner**, 2328 Charming  
Fare Dr., Woodridge, Ill. 60517

[\*\*] Term: **14 Years**

[21] Appl. No.: **29/099,388**

[22] Filed: **Jan. 20, 1999**

[51] **LOC (7) Cl.** ..... **09-07**

[52] **U.S. Cl.** ..... **D9/417**

[58] **Field of Search** ..... D9/415, 416, 417,  
D9/432, 341; 229/121, 125.42, 137, 124,  
247, 248, 249, 125.17, 126, 915.1

[56] **References Cited**

**U.S. PATENT DOCUMENTS**

D. 301,546	6/1989	McCallister	.....	D9/341
D. 302,656	8/1989	Green	.....	D9/341
D. 324,995	3/1992	Yan	.....	D9/341
D. 327,639	7/1992	Burnsed	.....	D9/341
D. 388,698	1/1998	Newsom	.....	D9/341
D. 391,847	3/1998	Seo et al.	.....	D9/417
D. 399,097	10/1998	Yang	.....	D9/341 X
2,321,660	6/1943	Courtney	.....	222/454
2,459,130	1/1949	Jones	.....	229/121

2,593,019	4/1952	Glaser	.....	229/232
4,585,150	4/1986	Beacham	.....	222/129
4,669,640	6/1987	Ando et al.	.....	222/541.5
4,874,107	10/1989	Arnau-Munoz	.....	220/20
5,108,029	4/1992	Abrams et al.	.....	229/125.15 X
5,310,564	5/1994	Kimm	.....	426/115
5,597,115	1/1997	Reo	.....	229/125.42 X

*Primary Examiner*—Prabhakar Deshmukh  
*Attorney, Agent, or Firm*—Goldstein & Canino

[57] **CLAIM**

The ornamental design for a dual spout container, as shown and described.

**DESCRIPTION**

FIG. 1 is a diagrammatic perspective view of the dual spout container.

FIG. 2 is a front elevational view thereof, the rear elevational view being a mirror image of the front view.

FIG. 3 is a left side elevational view thereof, the right side elevational view being a mirror image of the left side view.

FIG. 4 is a cross-sectional view taken along the line 4—4 of FIG. 3.

FIG. 5 is a top plan view of the dual spout container; and, FIG. 6 is a bottom plan view thereof.

**1 Claim, 2 Drawing Sheets**

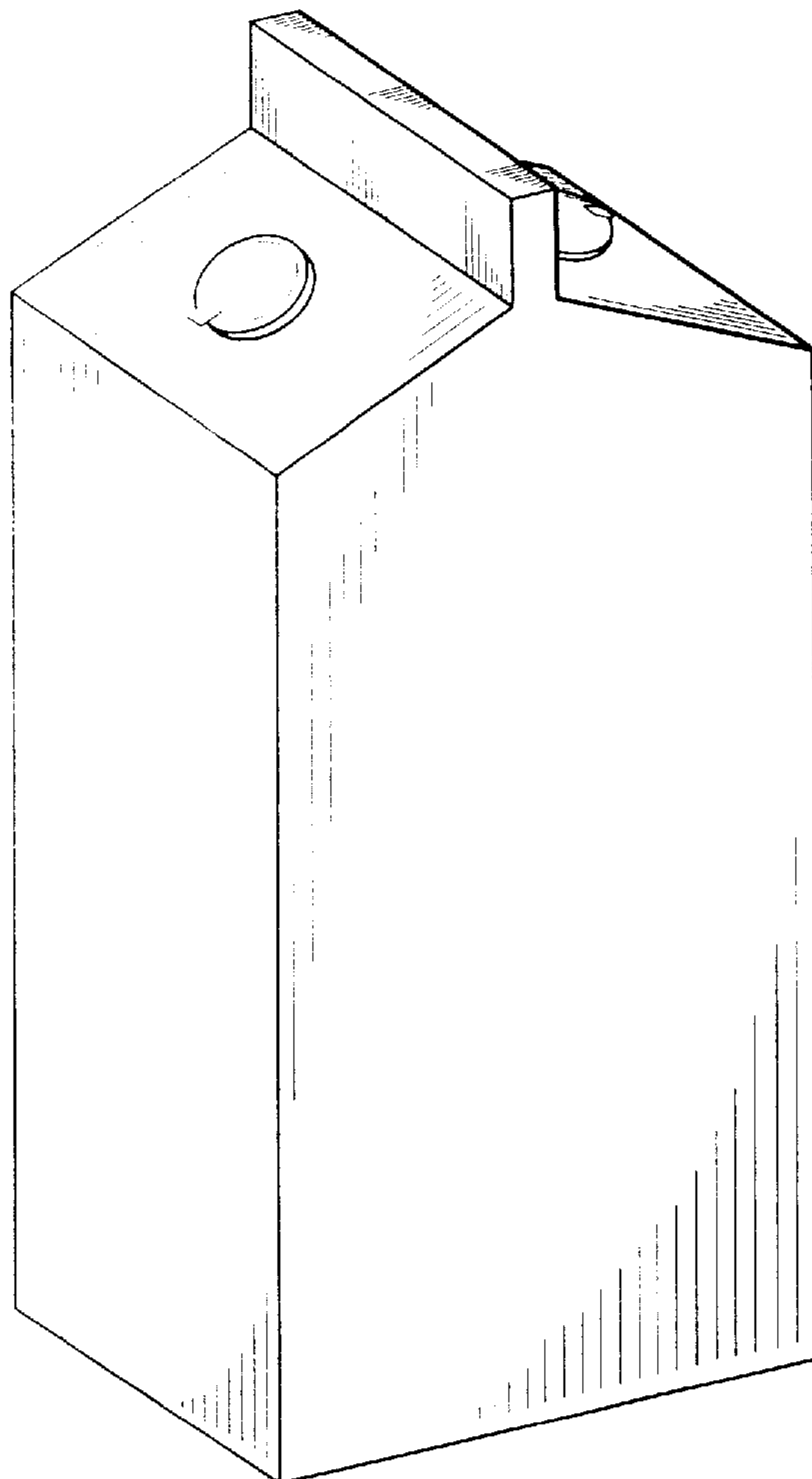


FIG. 1


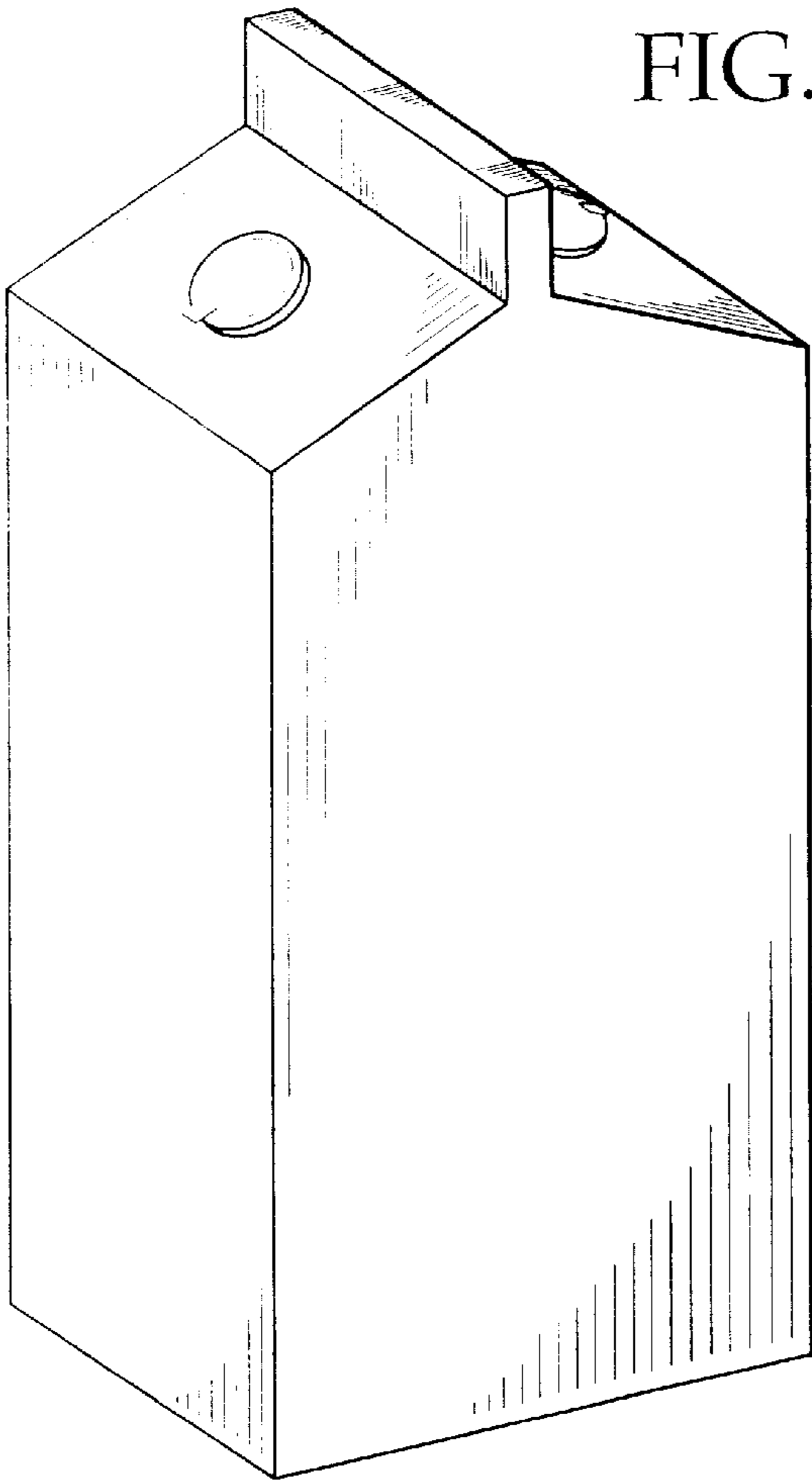


FIG. 2




FIG. 3




FIG. 4

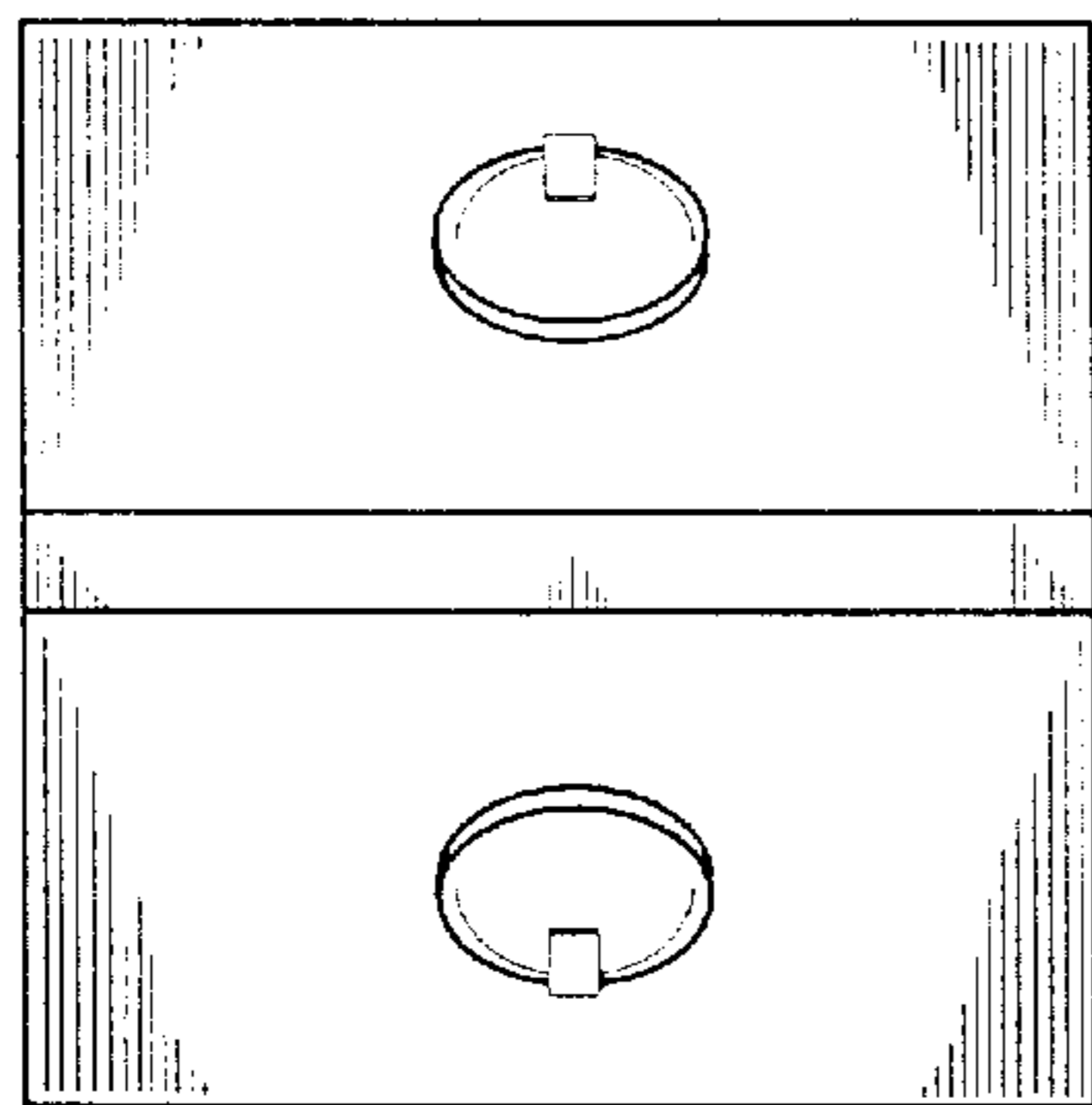


FIG. 5




FIG. 6