



US00D420887S

**United States Patent** [19]  
**Chen**

[11] **Patent Number: Des. 420,887**

[45] **Date of Patent: \*\* Feb. 22, 2000**

[54] **HANDLE GRIP**

[76] Inventor: **Kuo-Chang Chen**, No. 469-4, Chung Shan Rd., Hsi Kang Hsiang, Tainan Hsien, Taiwan

[\*\*] Term: **14 Years**

[21] Appl. No.: **29/103,172**

[22] Filed: **May 30, 1997**

[51] **LOC (7) Cl.** ..... **07-03**

[52] **U.S. Cl.** ..... **D8/107; D7/395**

[58] **Field of Search** ..... D8/45, 47, 98, D8/107, DIG. 4, DIG. 7; D7/393, 395, 401.2, 642, 664; 15/105.5; 16/110.1, 430, 431; 30/340; 81/177.1, 489

[56] **References Cited**

**U.S. PATENT DOCUMENTS**

- D. 374,795 10/1996 Lie ..... D7/395
- D. 380,345 7/1997 Lu ..... D7/395

- D. 384,242 9/1997 Ancona et al. .... D7/393
- D. 396,168 7/1998 Cohen et al. .... D7/395
- D. 399,722 10/1998 Eidsmoe et al. .... D8/107

*Primary Examiner*—Alan P. Douglas  
*Assistant Examiner*—Reid Hecker  
*Attorney, Agent, or Firm*—Bacon & Thomas, PLLC

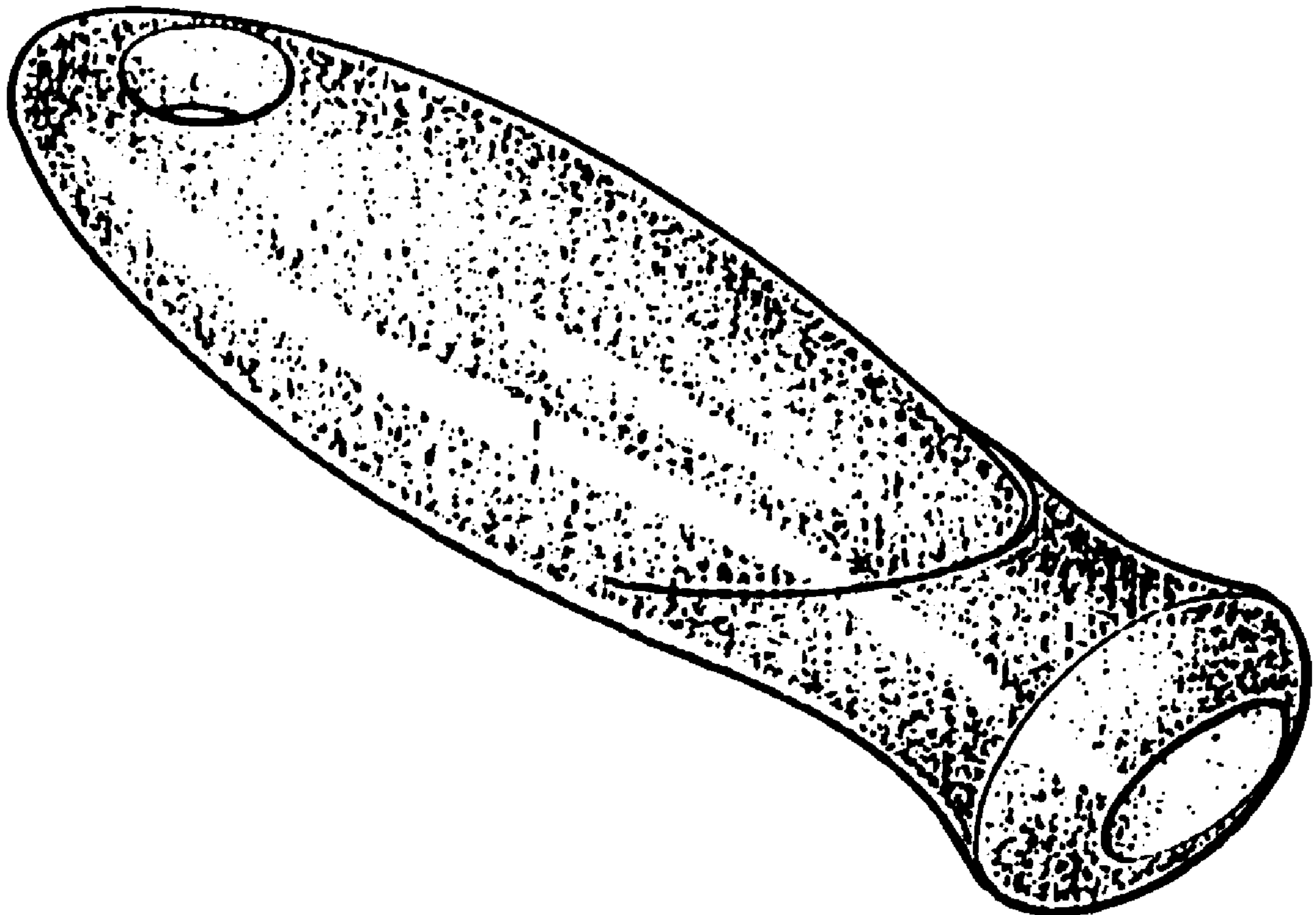
[57] **CLAIM**

The ornamental design for a handle grip, as shown.

**DESCRIPTION**

FIG. 1 is a perspective view of a handle grip showing my new design;  
FIG. 2 is a front view thereof;  
FIG. 3 is a rear view thereof;  
FIG. 4 is a left side view thereof;  
FIG. 5 is a right side view thereof;  
FIG. 6 is a top view thereof; and,  
FIG. 7 is a bottom view thereof.

**1 Claim, 3 Drawing Sheets**



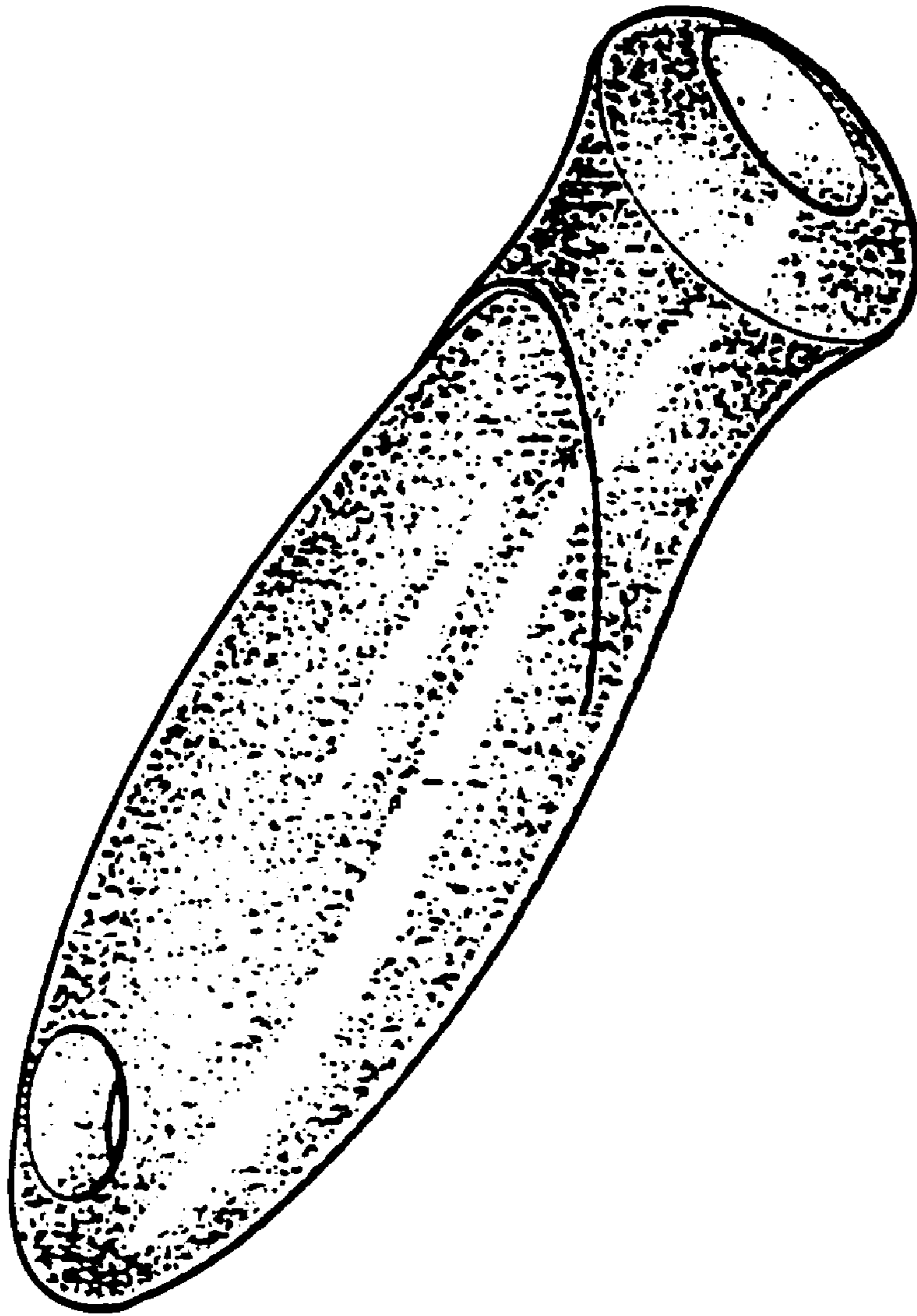


FIG. 1

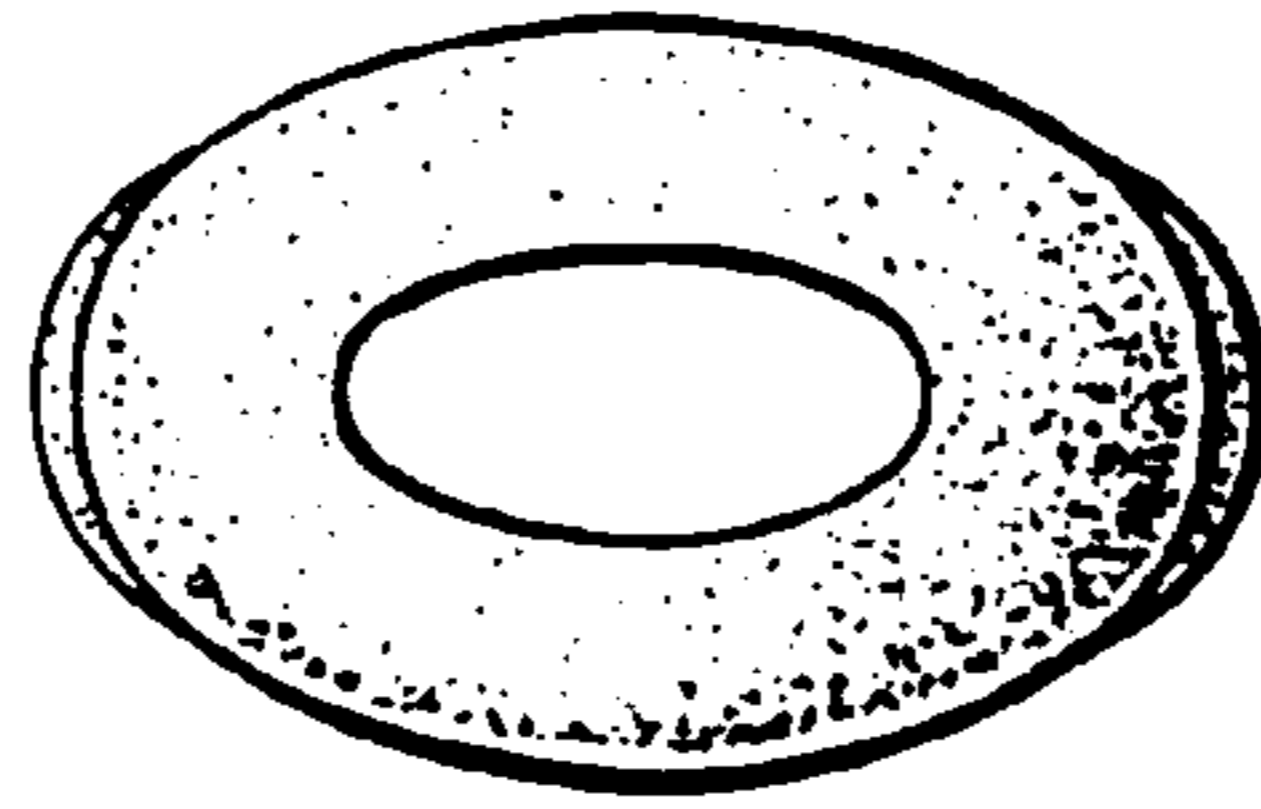


FIG. 2




FIG. 4




FIG. 5




FIG. 7




FIG. 6

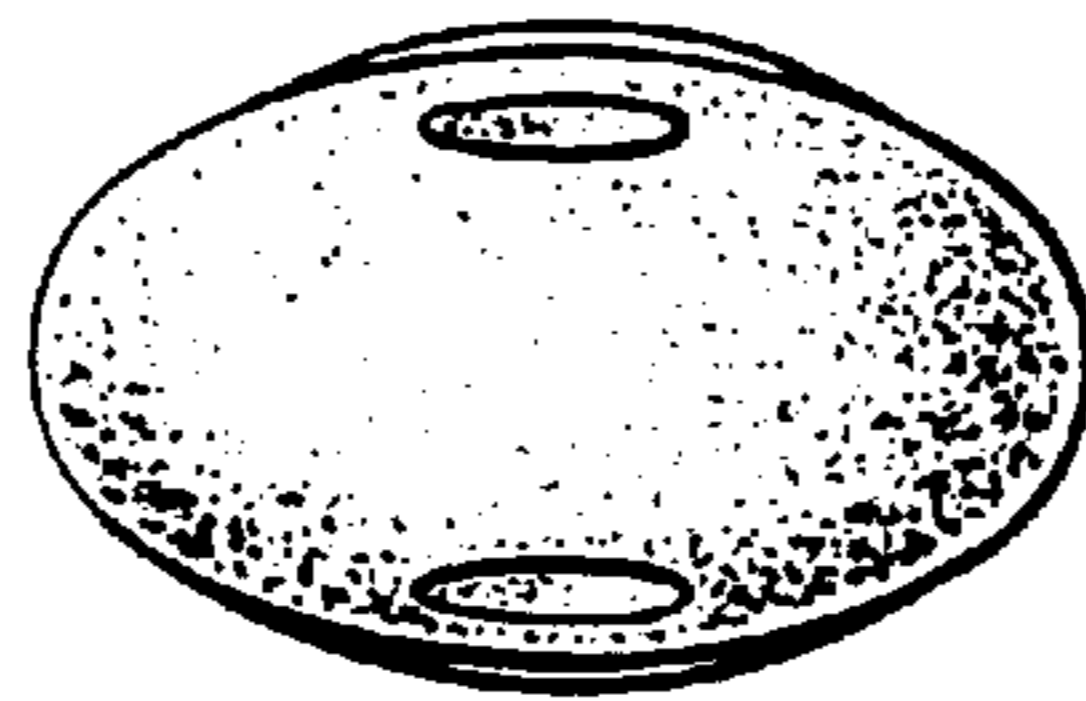


FIG. 3