



US00D420884S

United States Patent [19]
Zaha

[11] **Patent Number: Des. 420,884**

[45] **Date of Patent: ** Feb. 22, 2000**

[54] **FLAT FOLDING KEY RING OR PENDANT KNIFE**

[76] Inventor: **Michael A. Zaha**, 3210 SW. Gale Ave.,
Portland, Oreg. 97201

[**] Term: **14 Years**

[21] Appl. No.: **29/104,139**

[22] Filed: **Apr. 28, 1999**

[51] **LOC (7) Cl.** **08-03**

[52] **U.S. Cl.** **D8/99; D3/210**

[58] **Field of Search** D3/207-211; D7/649-657;
D8/98, 99, 100, 105; D22/118; 30/151,
152, 153, 154, 155, 156, 157, 158, 159,
160, 161

[56] **References Cited**

U.S. PATENT DOCUMENTS

D. 333,604	3/1993	Thompson et al.	D8/9
D. 336,232	6/1993	Thompson et al.	D8/99
D. 336,840	6/1993	Thompson et al.	D8/99
1,549,545	8/1925	Hickman	D8/153
2,714,249	8/1955	Clark et al.	30/153
4,330,937	5/1982	Cope	30/153
4,648,145	3/1987	Miceli	30/153
4,669,140	6/1987	Miceli	30/153
4,722,140	2/1988	Miceli	30/153

Primary Examiner—Philip S. Hyder

[57] **CLAIM**

I claim the ornamental design for a flat folding key ring or pendant knife, as shown and described.

DESCRIPTION

FIG. 1 is a perspective view, showing the flat folding key

ring or pendant knife closed;

FIG. 2 is a top plan view of the flat folding key ring or pendant knife in its closed position;

FIG. 3 is a front elevation view of the flat folding key ring or pendant knife in its closed position;

FIG. 4 is a side elevation view of the flat folding key ring or pendant knife in its closed position;

FIG. 5 is a bottom plan view of the flat folding key ring or pendant knife in its closed position

FIG. 6 is a perspective view, showing the flat folding key ring or pendant knife open;

FIG. 7 is a top plan view of the flat folding key ring or pendant knife in its open position;

FIG. 8 is a front elevation view of the flat folding key ring or pendant knife in its open position;

FIG. 9 is an side elevation of the open flat folding key ring or pendant knife in its open position;

FIG. 9 is an side elevation of the open flat folding key ring or pendant knife, viewed from the blade end;

FIG. 10 is an side elevation of the open flat folding key ring or pendant knife, viewed from the interleaved handle end; and,

FIG. 11 is a bottom plan view of the flat folding key ring or pendant knife in its open position.

1 Claim, 2 Drawing Sheets



FIG. 1




FIG. 2

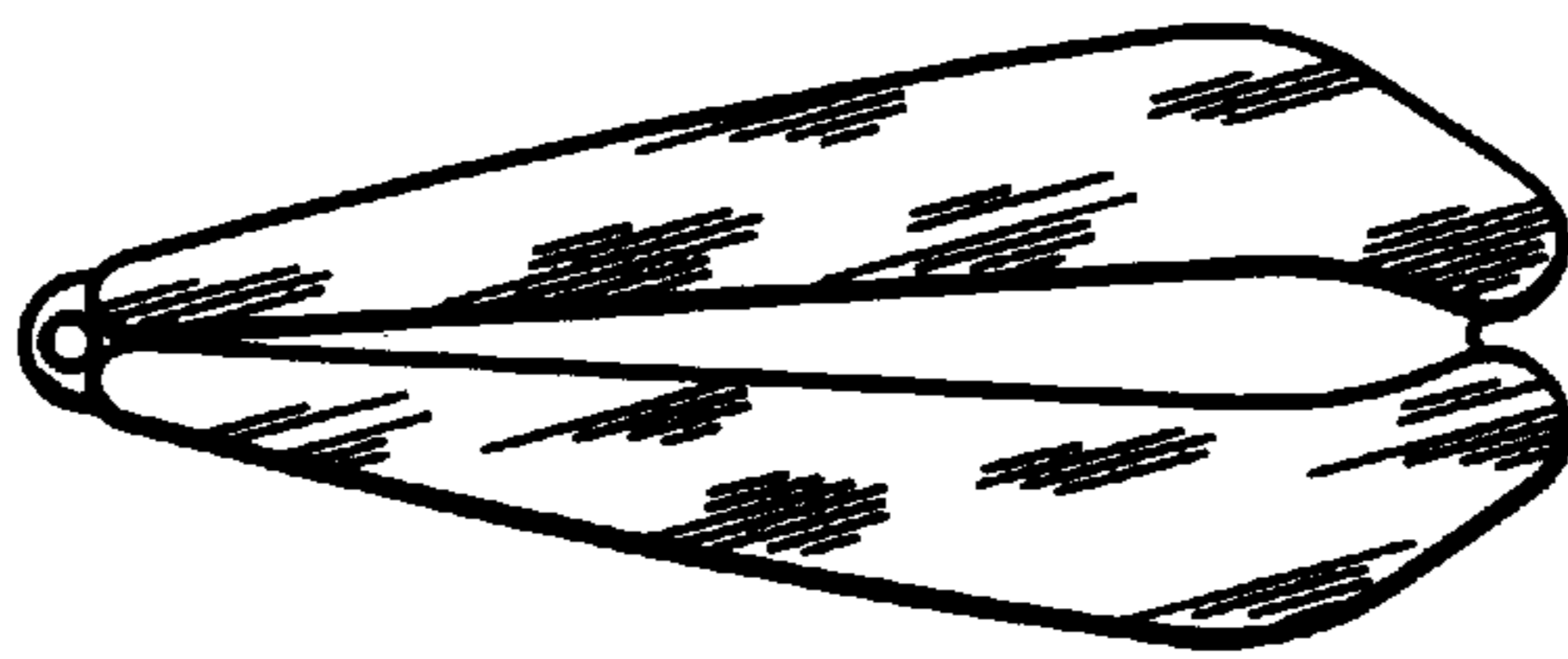


FIG. 3



FIG. 4



FIG. 5




FIG. 6




FIG. 7




FIG. 8



FIG. 9



FIG. 10



FIG. 11

