



US00D420883S

**United States Patent** [19]  
**Zaha**

[11] **Patent Number: Des. 420,883**

[45] **Date of Patent: \*\* Feb. 22, 2000**

[54] **FLAT FOLDING WALLET KNIFE**

[76] Inventor: **Michael A. Zaha**, 3210 SW. Gale Ave.,  
Portland, Oreg. 97201

[\*\*] Term: **14 Years**

[21] Appl. No.: **29/104,137**

[22] Filed: **Apr. 28, 1999**

[51] **LOC (7) Cl.** ..... **08-03**

[52] **U.S. Cl.** ..... **D8/99**

[58] **Field of Search** ..... D8/98, 99, 100,  
D8/105; D22/118; 30/151, 152, 153, 154,  
155, 156, 157, 158, 159, 160, 161

[56] **References Cited**

**U.S. PATENT DOCUMENTS**

D. 333,604	3/1993	Thompson et al.	.....	D8/99
D. 336,232	6/1993	Thompson et al.	.....	D8/99
D. 336,840	6/1993	Thompson et al.	.....	D8/99
1,549,545	8/1925	Hickman	.....	D8/153
2,714,249	8/1955	Clark et al.	.....	30/153
4,330,937	5/1982	Cope	.....	30/153
4,648,145	3/1987	Miceli	.....	30/153
4,669,140	6/1987	Miceli	.....	30/153
4,722,140	2/1988	Miceli	.....	30/153

*Primary Examiner*—Philip S. Hyder

[57] **CLAIM**

I claim the ornamental design for a flat folding wallet knife,  
as shown and described.

**DESCRIPTION**

FIG. 1 is a perspective view, showing the flat folding wallet knife closed;  
 FIG. 2 is a top plan view of the flat folding wallet knife in its closed position;  
 FIG. 3 is a front elevation view of the flat folding wallet knife in its closed position;  
 FIG. 4 is a side elevation view of the flat folding wallet knife in its closed position;  
 FIG. 5 is a bottom plan view of the flat folding wallet knife in its closed position;  
 FIG. 6 is a perspective view, showing the flat folding wallet knife open;  
 FIG. 7 is a top plan view of the flat folding wallet knife in its open position;  
 FIG. 8 is a front elevation view of the flat folding wallet knife in its open position;  
 FIG. 9 is an side elevation, of the open flat folding wallet knife, viewed from the blade end;  
 FIG. 10 is an side elevation of the open flat folding wallet knife, viewed from the interleaved handle end; and,  
 FIG. 11 is a bottom plan view of the flat folding wallet knife in its open position.

**1 Claim, 2 Drawing Sheets**




FIG. 1




FIG. 2

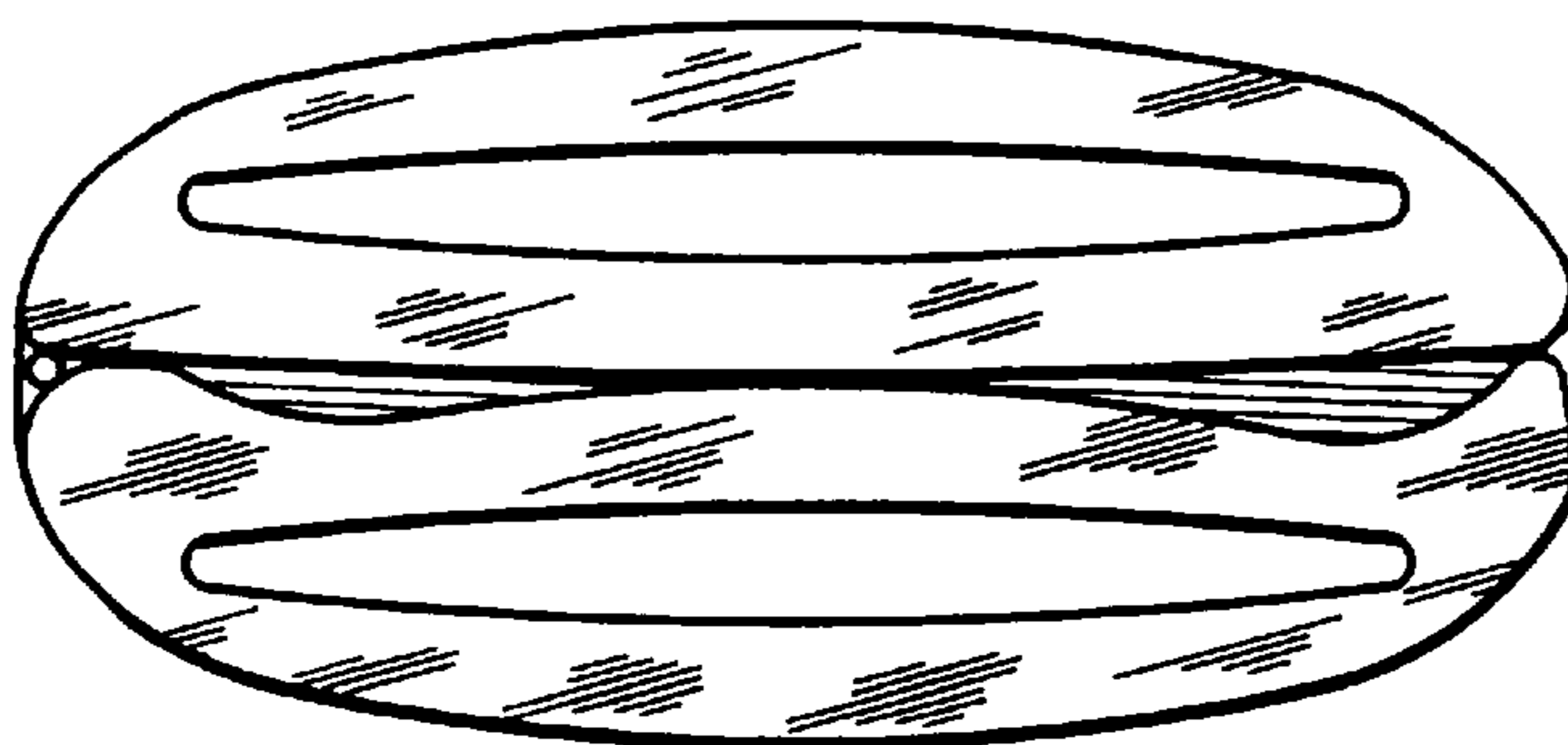


FIG. 3

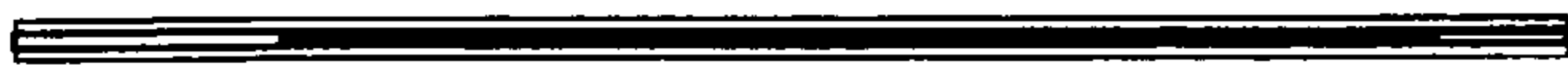


FIG. 4



FIG. 5

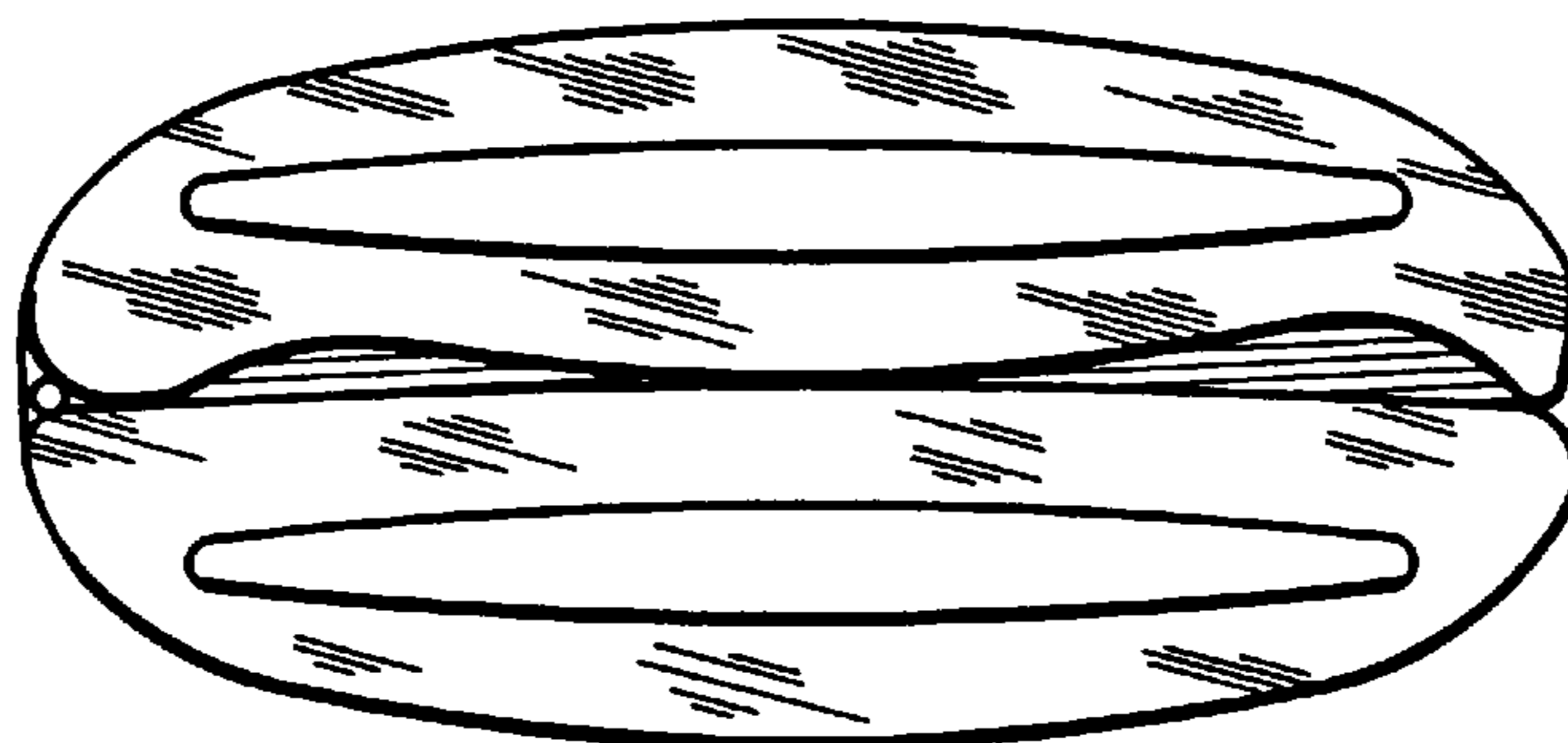


FIG. 6




FIG. 7




FIG. 8



FIG. 9




FIG. 10



FIG. 11

