



US00D420868S

# United States Patent [19]

Hasegawa

[11] Patent Number: **Des. 420,868**

[45] Date of Patent: **\*\* Feb. 22, 2000**

[54] **COMBINED SCALING, PEELING AND CORING IMPLEMENT**

[75] Inventor: **Katsumi Hasegawa**, Sagamihara, Japan

[73] Assignee: **Dart Industries Inc.**, Orlando, Fla.

[\*\*] Term: **14 Years**

[21] Appl. No.: **29/108,444**

[22] Filed: **Jul. 27, 1999**

[51] **LOC (7) Cl.** ..... **07-04**

[52] **U.S. Cl.** ..... **D7/696**

[58] **Field of Search** ..... D7/395, 401.2, D7/682-697; 30/113.3, 123.5-123.7, 130, 278, 279.6

[56] **References Cited**

**U.S. PATENT DOCUMENTS**

- D. 50,096 12/1916 Forster .
- D. 173,117 9/1954 Lamb .
- D. 265,163 6/1982 Steiner ..... D7/696
- D. 375,876 11/1996 Allison ..... D7/696
- 751,567 2/1904 Search .
- 935,710 10/1909 Tyler .

2,132,320	9/1938	Quinn .....	30/279
2,222,388	3/1940	Zimmer .....	30/278
2,291,179	10/1942	Woginrich .....	30/279
2,321,289	12/1943	Gamache .....	30/279
2,362,896	1/1944	Gamache .....	30/279
3,186,088	6/1965	Lingenfelter .....	30/279

*Primary Examiner*—Terry A. Wallace  
*Attorney, Agent, or Firm*—Taylor J. Ross

[57] **CLAIM**

The ornamental design for a combined scaling, peeling and coring implement, as shown and described.

**DESCRIPTION**

FIG. 1 is a top, side and front perspective view of a combined scaling, peeling and coring implement showing the new design;

FIG. 2 is a front elevation view thereof;

FIG. 3 is a rear elevation view thereof;

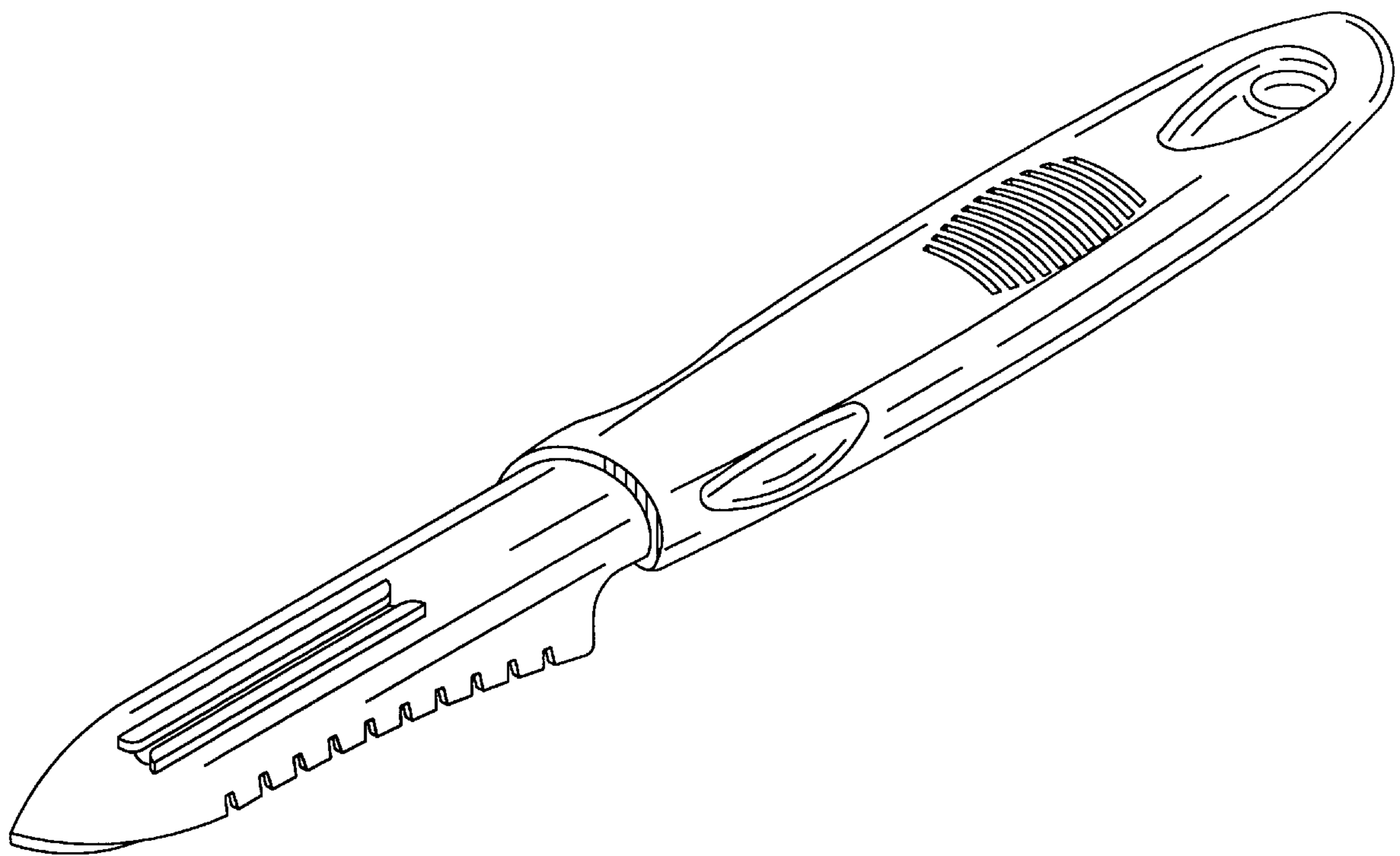
FIG. 4 is a right side elevation view thereof;

FIG. 5 is a left side elevation view thereof;

FIG. 6 is a top plan view thereof; and,

FIG. 7 is a bottom plan view thereof.

**1 Claim, 2 Drawing Sheets**



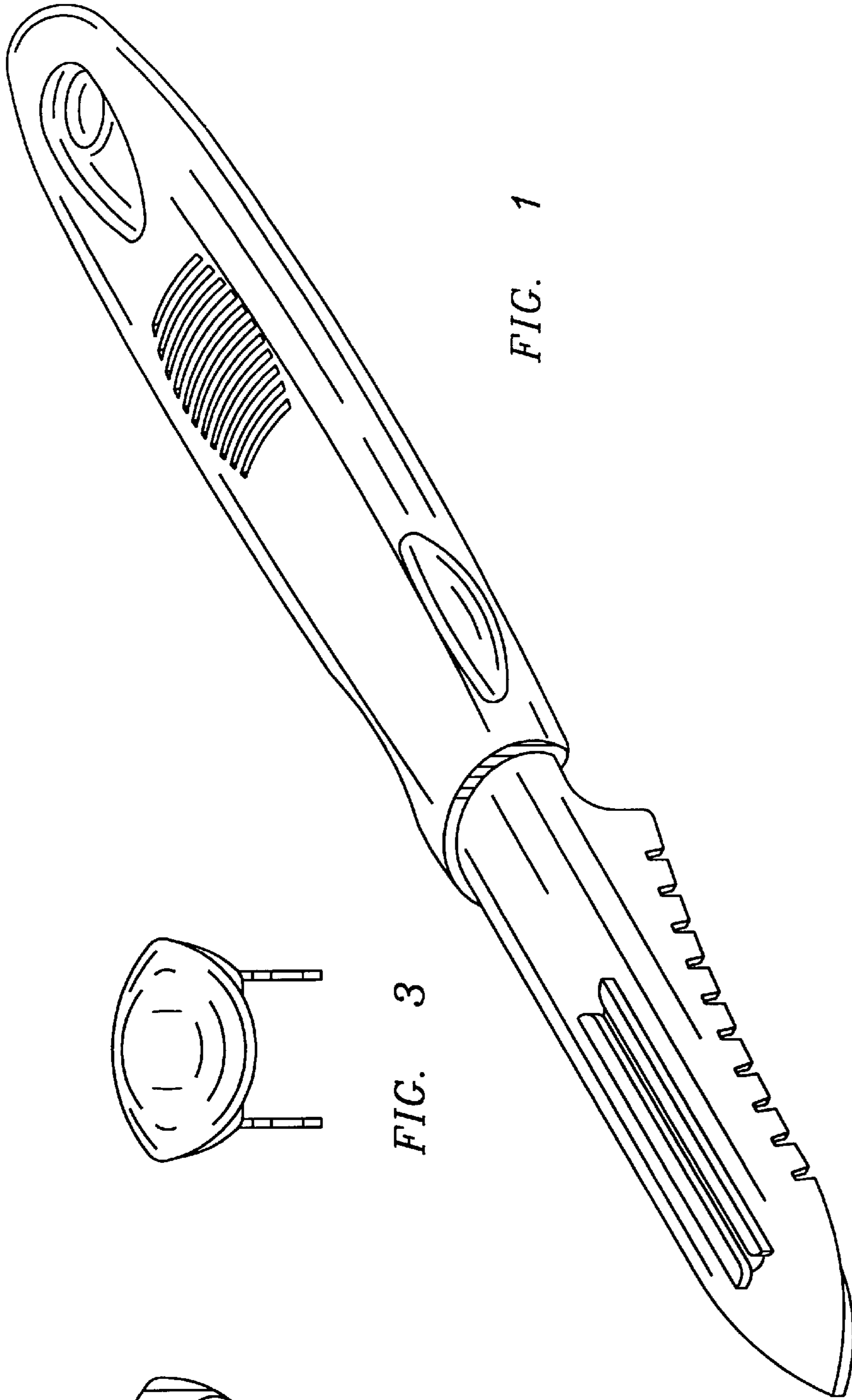


FIG. 1

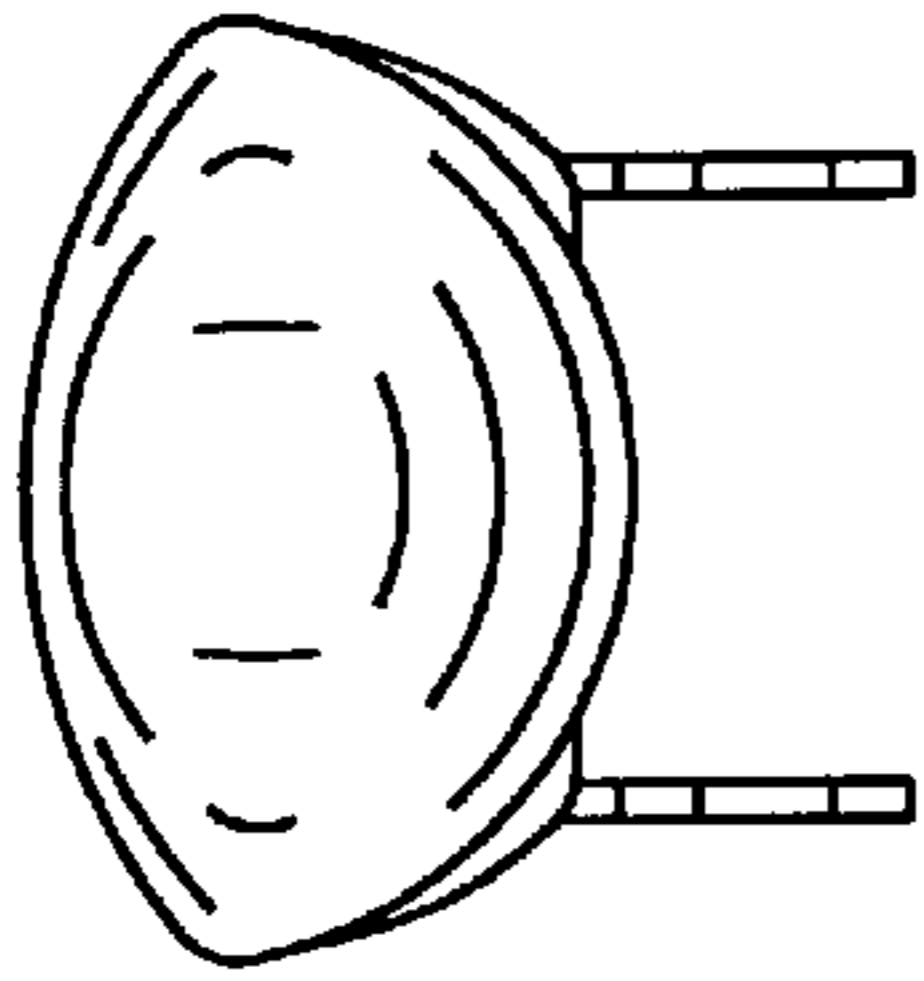


FIG. 2

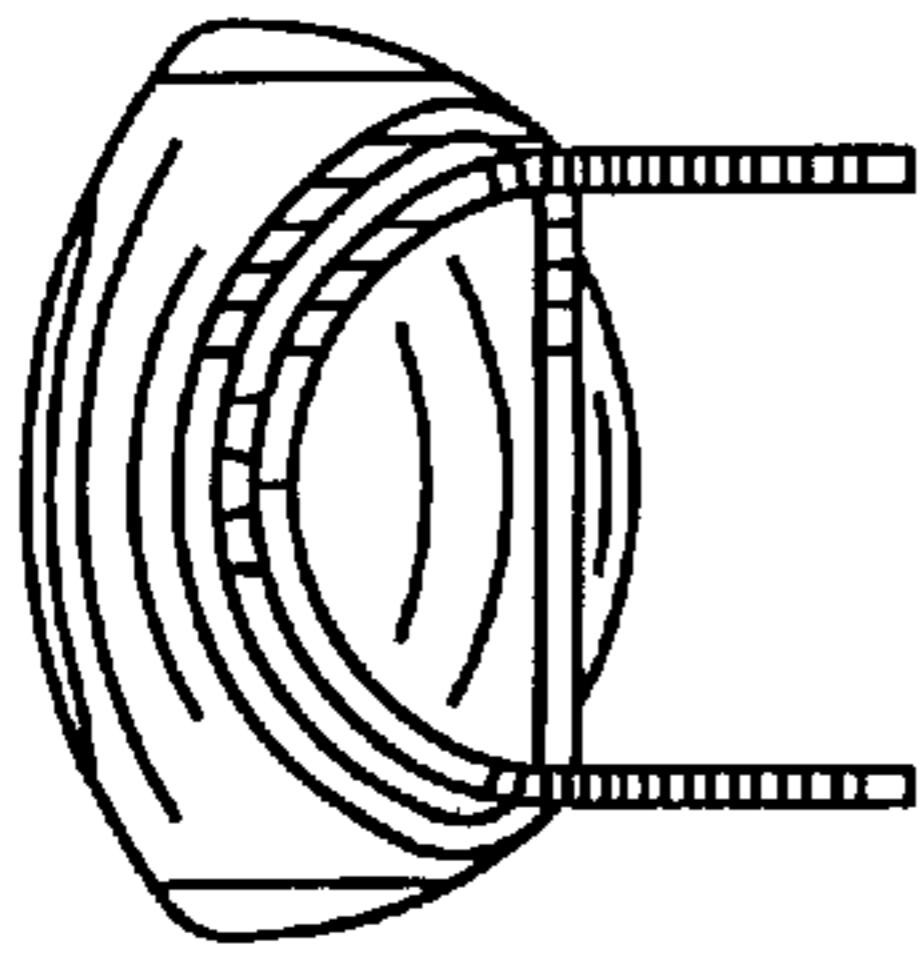


FIG. 3

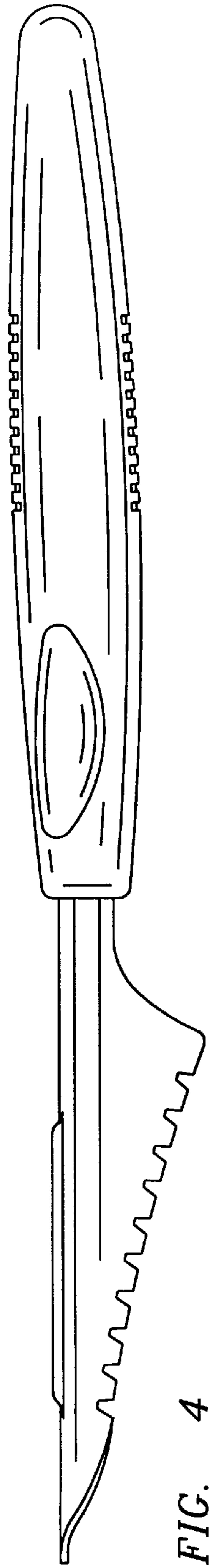


FIG. 4

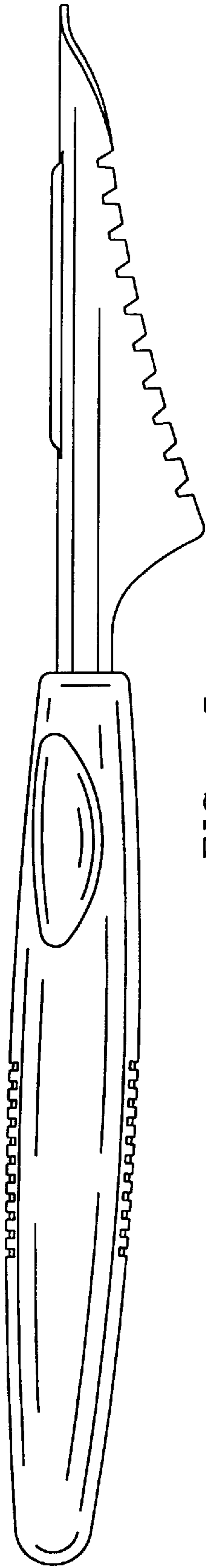


FIG. 5

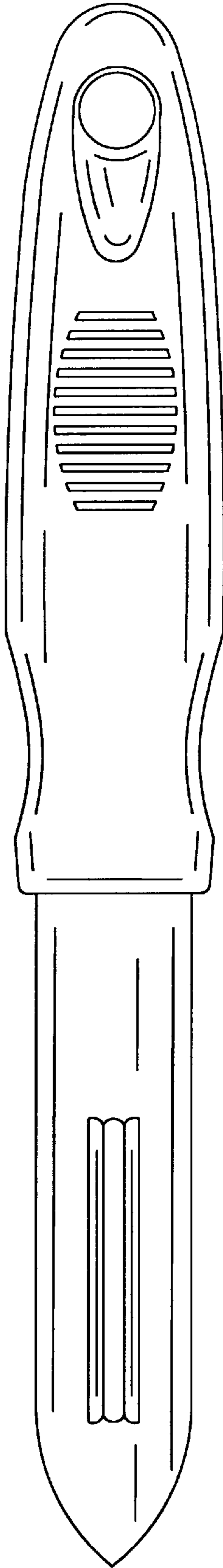


FIG. 6

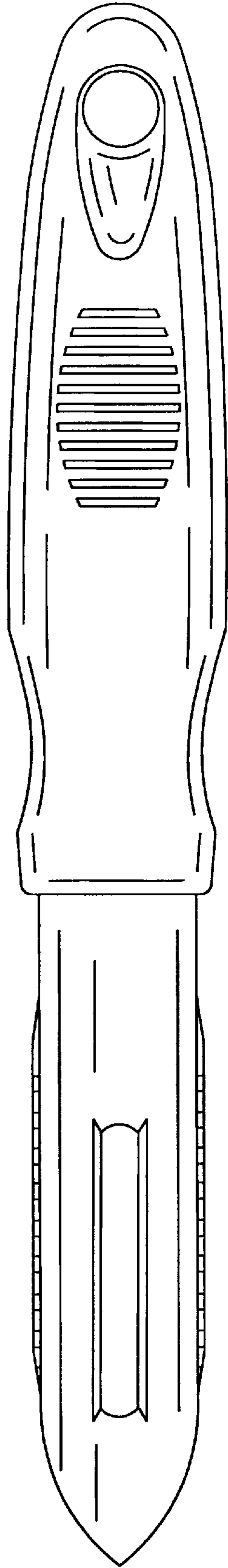


FIG. 7