



US00D420846S

# United States Patent [19]

Voelkert et al.

[11] **Patent Number: Des. 420,846**

[45] **Date of Patent: \*\* Feb. 22, 2000**

[54] **PERSONAL COMFORT CUSHION**

4,766,627 8/1988 Landry ..... 5/652.1  
5,669,092 9/1997 Lin ..... 5/706

[75] Inventors: **Randall Voelkert**, Elkhart; **Charles Hardies**, Bristol, both of Ind.

*Primary Examiner*—Janice E. Seeger  
*Attorney, Agent, or Firm*—Baker & Daniels

[73] Assignee: **Bristol Thermal Technologies, LLC**, Bristol, Ind.

[57] **CLAIM**

[\*\*] Term: **14 Years**

The ornamental design for a personal comfort cushion, as shown and described.

[21] Appl. No.: **29/072,343**

**DESCRIPTION**

[22] Filed: **Jun. 13, 1997**

FIG. 1 is a perspective view of a personal comfort cushion illustrating my new design;

[51] **LOC (7) Cl.** ..... **06-09**

FIG. 2 is a front elevational view of the personal comfort cushion shown in FIG. 1;

[52] **U.S. Cl.** ..... **D6/604; D6/601**

FIG. 3 is a right side elevational view thereof;

[58] **Field of Search** ..... D6/595, 596, 601, D6/604, 907; 5/630, 633, 636-638, 644, 652-654, 655.5, 655.9, 656, 417, 419, 420

FIG. 4 is a rear elevational view thereof;

FIG. 5 is a left side elevational view thereof;

[56] **References Cited**

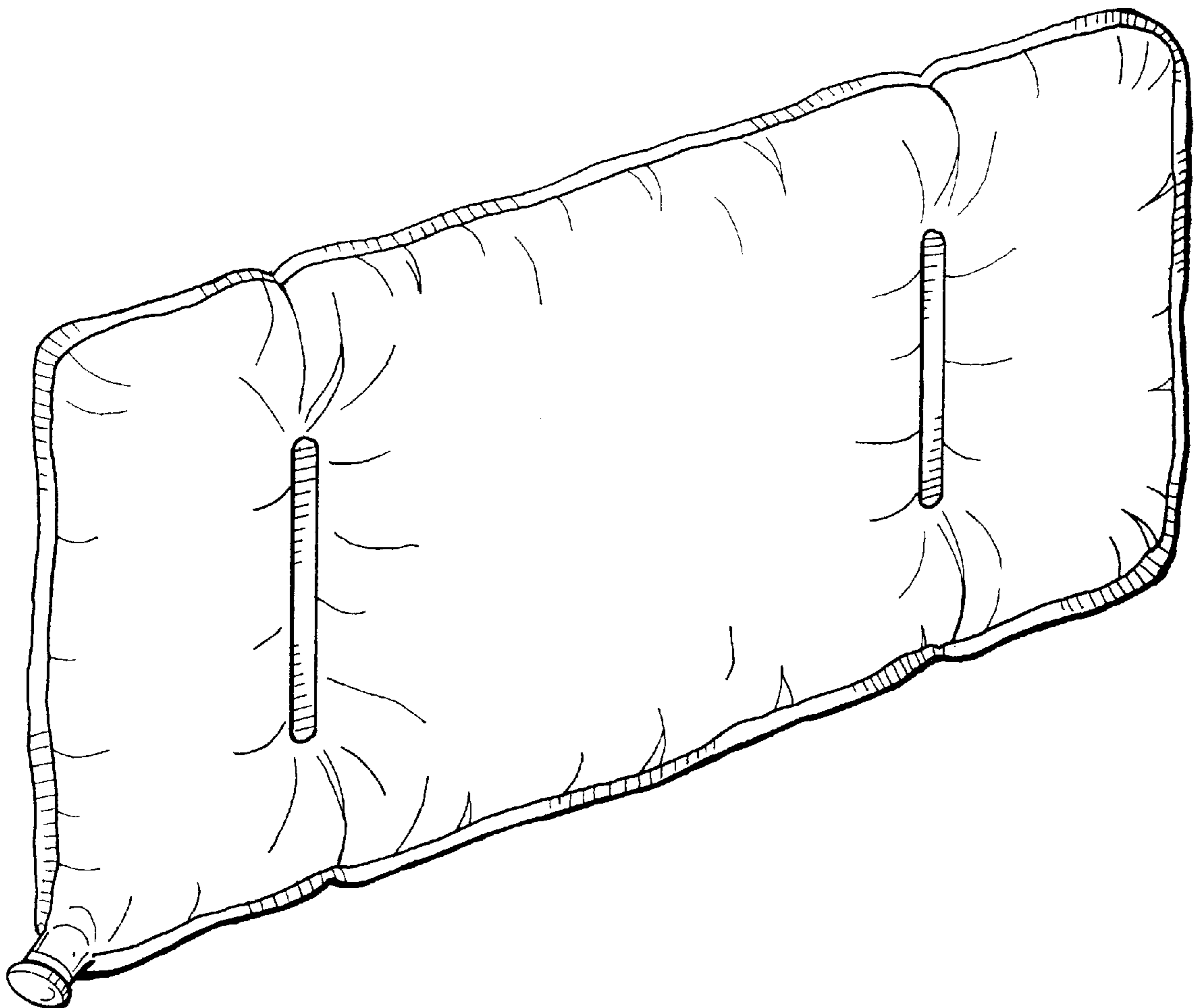
**U.S. PATENT DOCUMENTS**

FIG. 6 is a top plan view of the personal comfort cushion shown in FIGS. 1 through 5; and,

FIG. 7 is a bottom plan view thereof.

D. 284,725 7/1986 Stuckey ..... D6/604  
3,762,404 10/1973 Sakita ..... 602/6

**1 Claim, 4 Drawing Sheets**



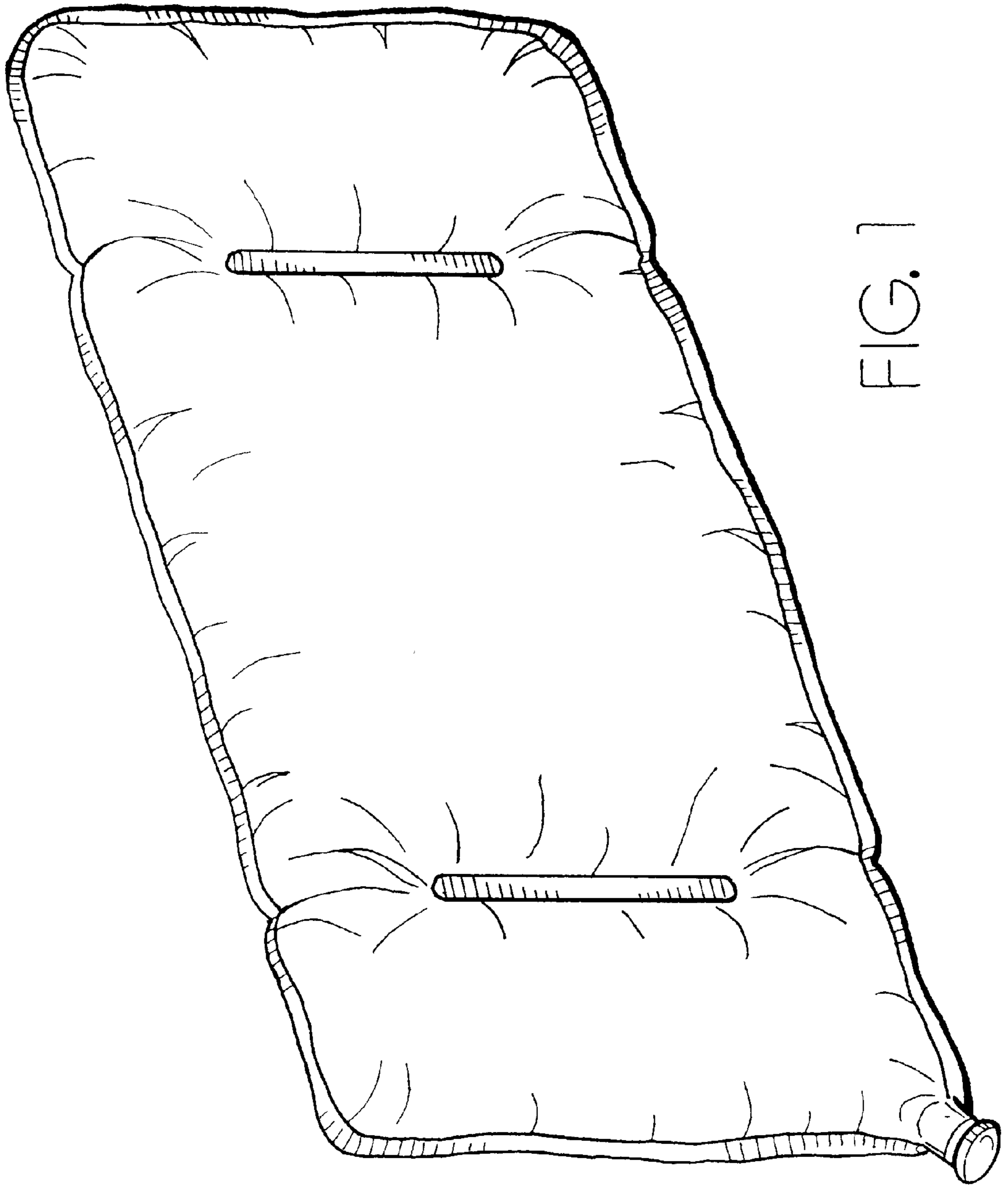


FIG. 1



FIG. 3




FIG. 2




FIG. 5




FIG. 4

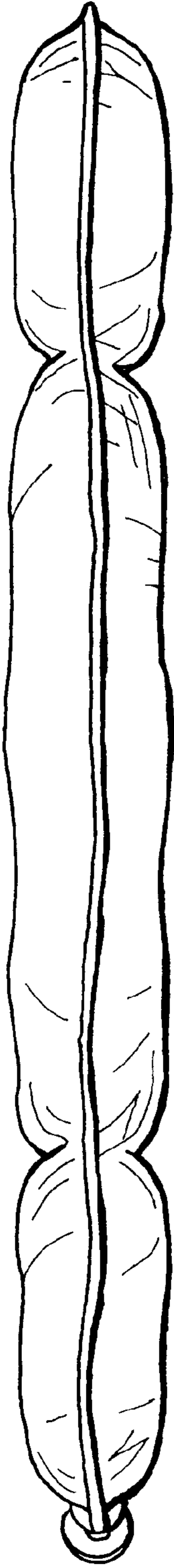


FIG. 6

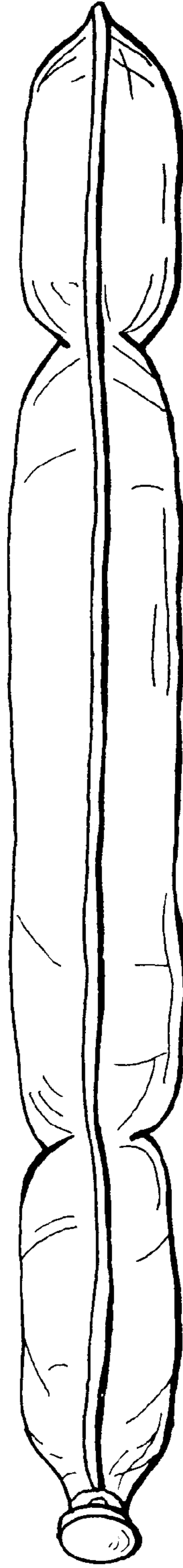


FIG. 7