



US00D420833S

# United States Patent [19] Cain

[11] Patent Number: Des. 420,833

[45] Date of Patent: \*\* Feb. 22, 2000

[54] CHEST

[75] Inventor: Charles C. Cain, High Point, N.C.

[73] Assignee: Thomasville Furniture Industries, Inc., Thomasville, N.C.

[\*\*] Term: 14 Years

[21] Appl. No.: 29/094,516

[22] Filed: Oct. 5, 1998

[51] LOC (7) Cl. .... 06-04

[52] U.S. Cl. .... D6/445

[58] Field of Search ..... D6/432-448; 312/204, 312/257

### [56] References Cited

#### U.S. PATENT DOCUMENTS

D. 354,183	1/1995	Ferguson	.....	D6/446
D. 360,088	7/1995	Walters, III et al.	.....	D6/439
D. 363,836	11/1995	Paus	.....	D6/444
D. 374,782	10/1996	Paus	.....	D6/444
D. 387,580	12/1997	Walters, III et al.	.....	D6/434
D. 400,732	11/1998	Paus	.....	D6/445

#### OTHER PUBLICATIONS

Rendition Master Chest, Bernhardt, believed to be prior art.  
J. Michael Flanigan, "American Furniture from the Kaufman Collection," page (number not indicated) (foot), believed to be prior art.

Primary Examiner—Carmen H. Vales-Lado  
Attorney, Agent, or Firm—Rhodes & Mason, P.L.L.C.

### [57] CLAIM

The ornamental design for a chest, as shown and described.

### DESCRIPTION

FIG. 1 is a front perspective view of a chest showing my new design;

FIG. 2 is a side elevational view, the opposite side being a mirror image thereof;

FIG. 3 is a front elevational view thereof;

FIG. 4 is an enlarged partial bottom left corner perspective view thereof;


FIG. 5 is an enlarged partial bottom left side elevational view thereof;

FIG. 6 is an enlarged partial top left corner elevational view thereof; and,

FIG. 7 is a top plan view thereof.

The bottom and rear views of the design are not shown and form no part of the claimed design. The dashed lines represent environmental elements only and form no part of the claimed design.

1 Claim, 5 Drawing Sheets






FIG. 1

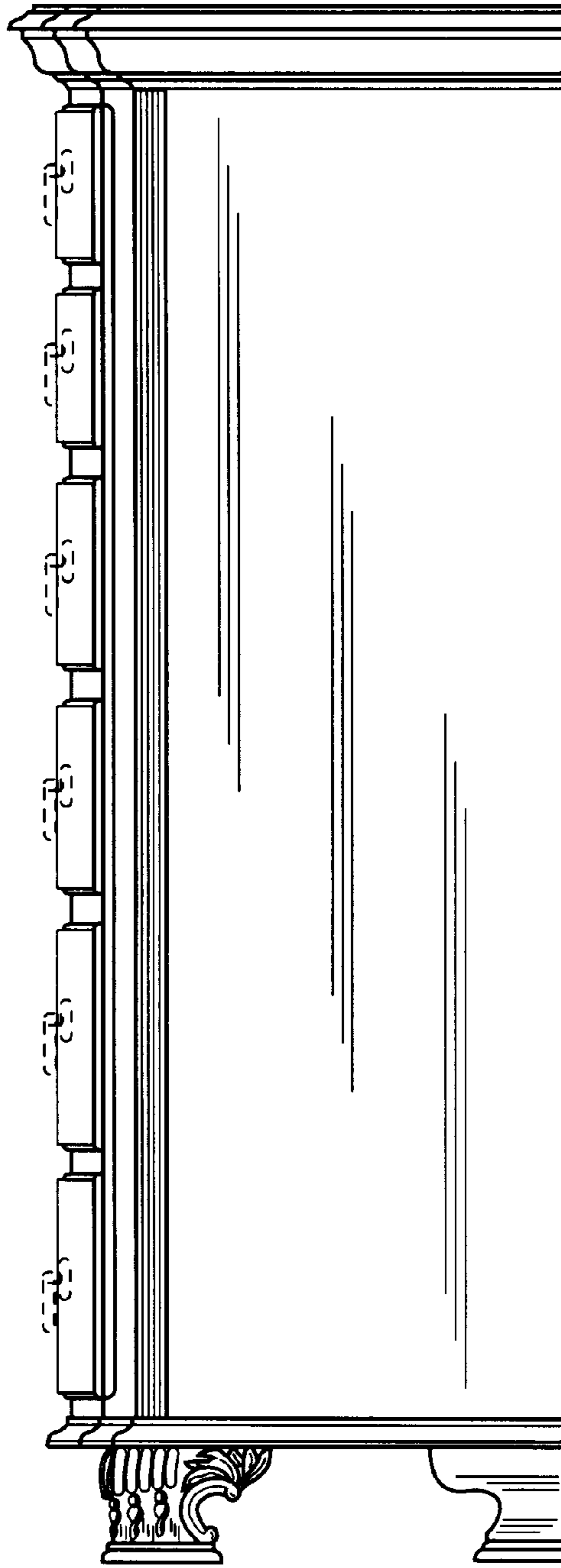


FIG. 2




FIG. 3

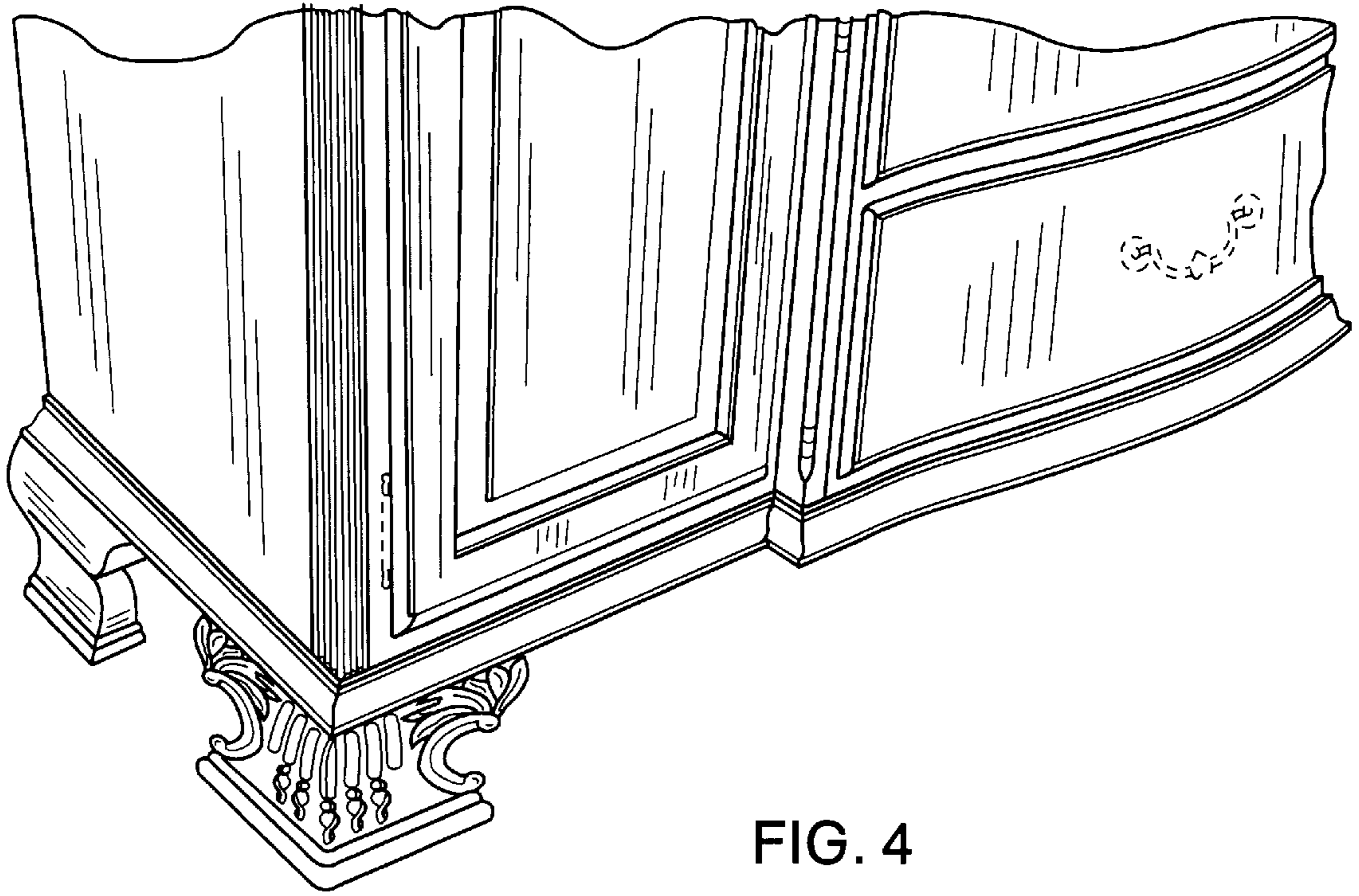


FIG. 4

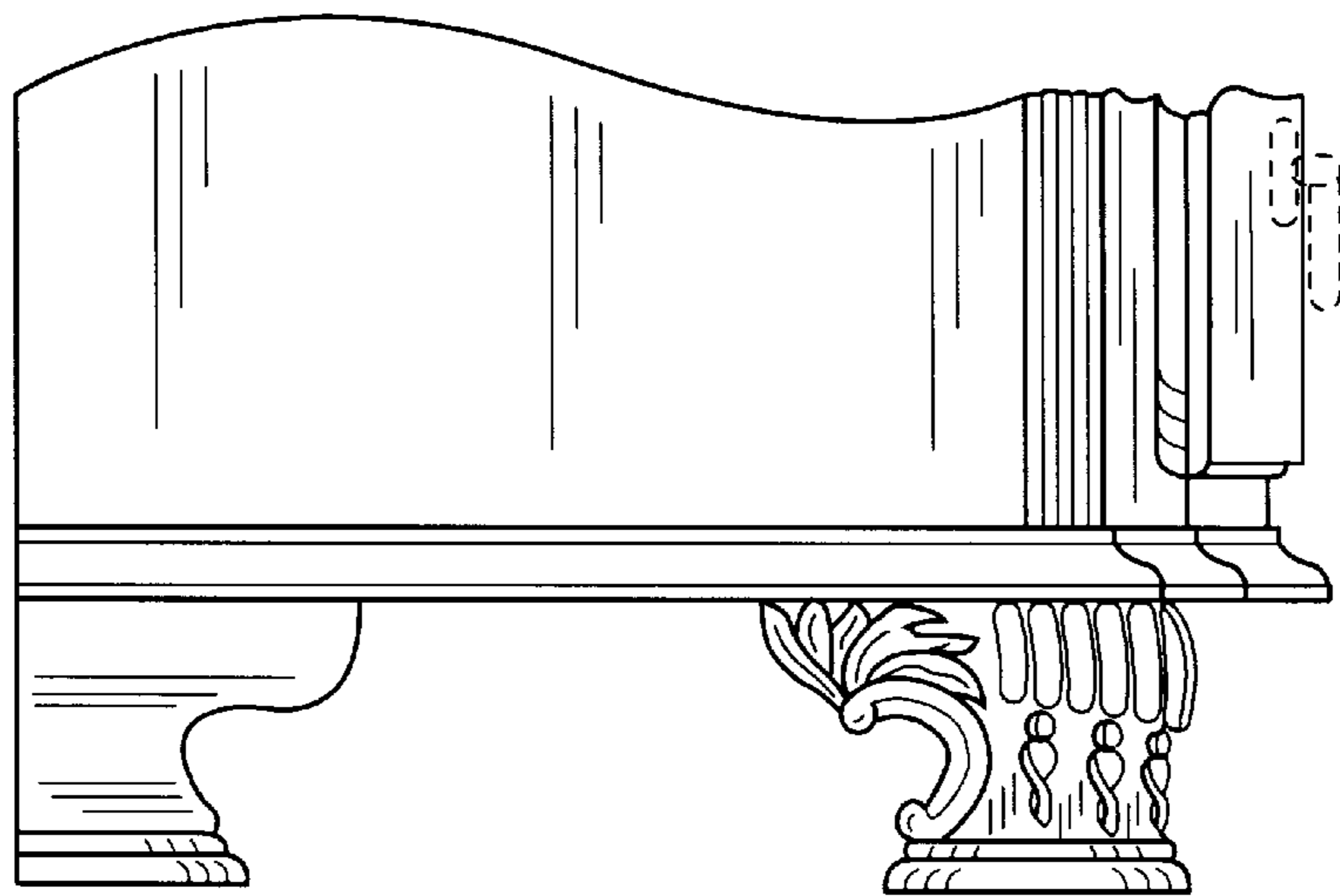


FIG. 5




FIG. 6

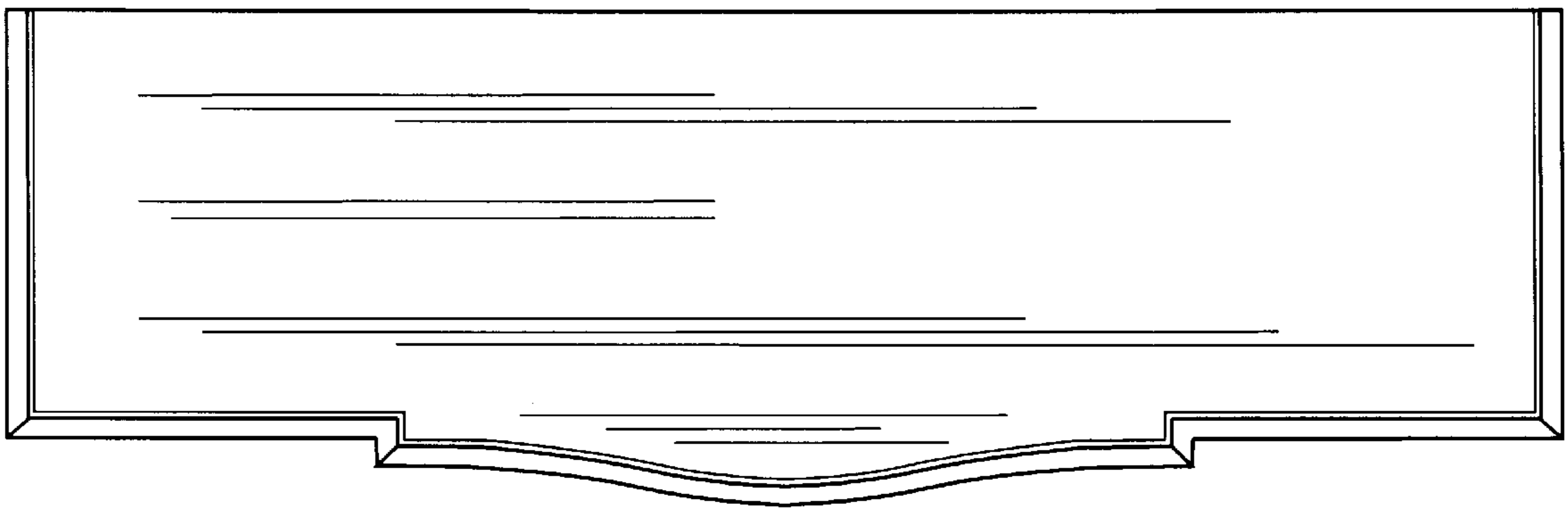


FIG. 7