



US00D420804S

United States Patent [19]

Juhlin et al.

[11] Patent Number: **Des. 420,804**

[45] Date of Patent: **** Feb. 22, 2000**

[54] **TOOTHBRUSH HEAD AND HANDLE SET**

3,271,805 9/1966 Sawyer 15/176.1
4,683,604 8/1987 Rueb 15/176.1

[75] Inventors: **Sven-Eric Juhlin; Maria Benktzon**,
both of Bromma, Sweden

[73] Assignee: **Athena Nordic AB**, Falun, Sweden

Primary Examiner—Alan P. Douglas
Assistant Examiner—Lavone D. Tabor
Attorney, Agent, or Firm—Cooper & Dunham LLP

[**] Term: **14 Years**

[57] **CLAIM**

[21] Appl. No.: **29/096,088**

The ornamental design for a toothbrush head and handle set,
as shown and described.

[22] Filed: **Nov. 4, 1998**

DESCRIPTION

[30] **Foreign Application Priority Data**

May 7, 1998 [SE] Sweden 98-1000

[51] **LOC (7) Cl.** **04-02**

[52] **U.S. Cl.** **D4/104; D4/121**

[58] **Field of Search** D4/104-112, 121,
D4/132, 134, 138; 15/143.1, 145, 159.1,
160, 167.1, 176.1, 176.6, 186, 187; 132/308;
601/139, 141

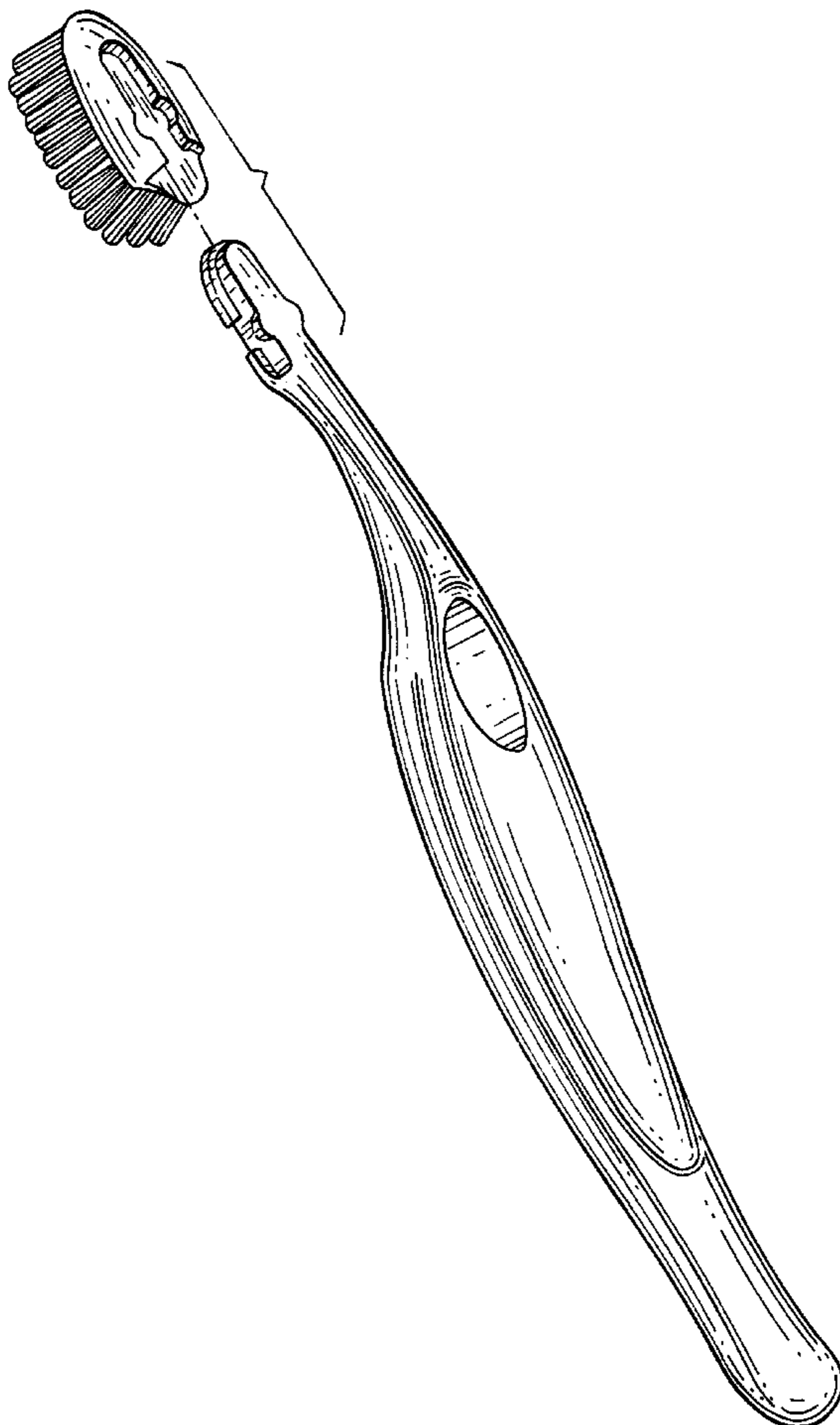
FIG. 1 is an exploded view of the toothbrush head and handle set showing the new design;
FIG. 2 is left side view of a toothbrush handle, shown separately for clarity of illustration;
FIG. 3 is a top plan view;
FIG. 4 is a right side view thereof;
FIG. 5 is a bottom plan view thereof;
FIG. 6 is a bottom plan view of the toothbrush head, shown separately for clarity of illustration;
FIG. 7 is a view as seen from the rear end thereof;
FIG. 8 is a right side view thereof;
FIG. 9 is a view as seen from the front end thereof;
FIG. 10 is a top plan view thereof; and,
FIG. 11 is a left side view thereof.

[56] **References Cited**

U.S. PATENT DOCUMENTS

D. 315,449 3/1991 Michaels et al. D4/104
D. 371,680 7/1996 Juhline et al. D4/104
D. 396,349 7/1998 Jeannet et al. D4/104
1,567,507 12/1925 Howard 15/176.1

1 Claim, 3 Drawing Sheets



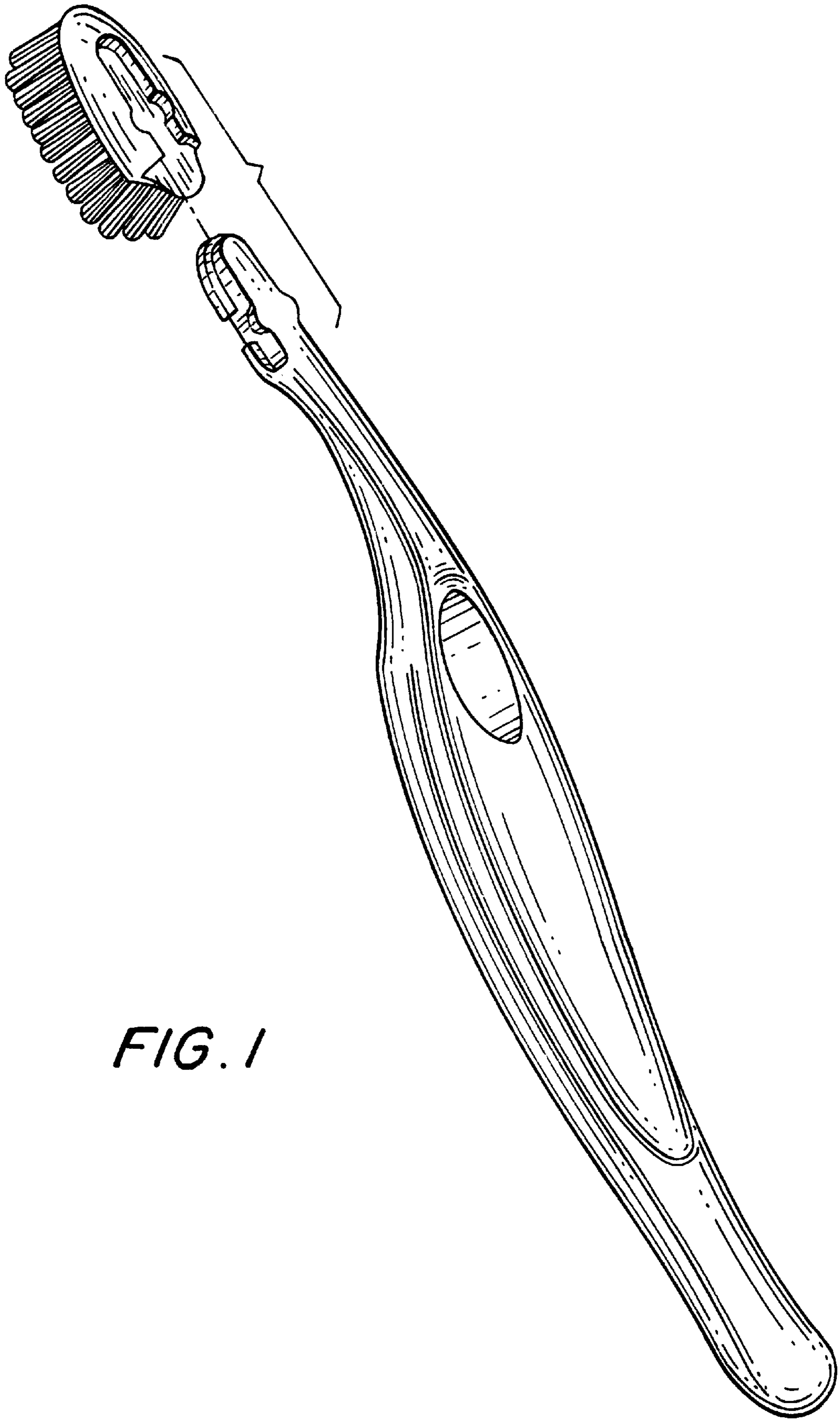


FIG. 1

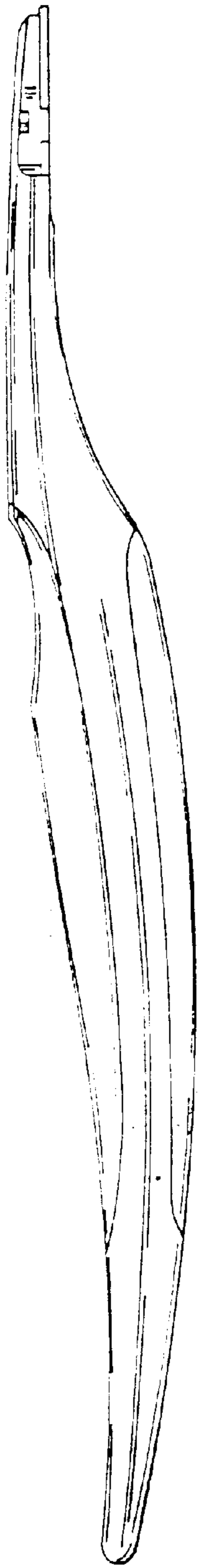


FIG. 2



FIG. 3

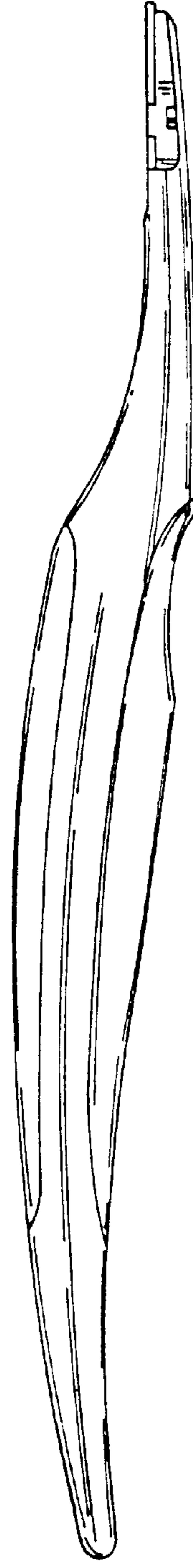


FIG. 4



FIG. 5

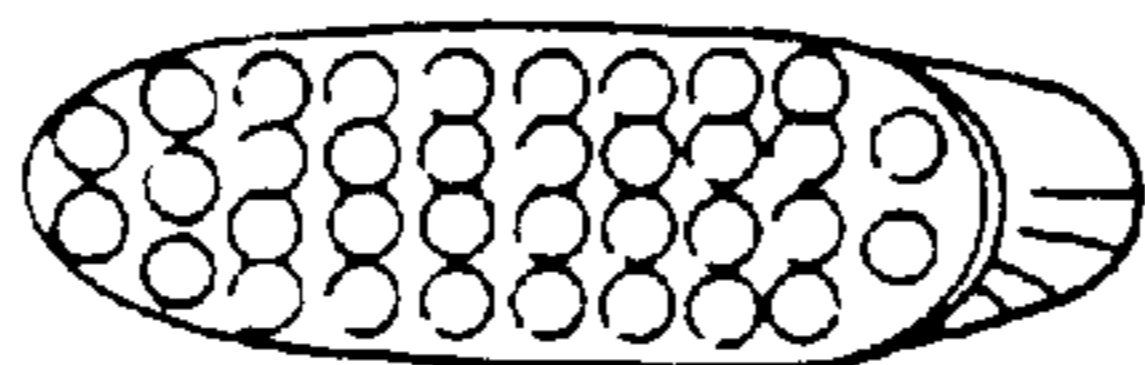


FIG. 6




FIG. 7




FIG. 8



FIG. 9

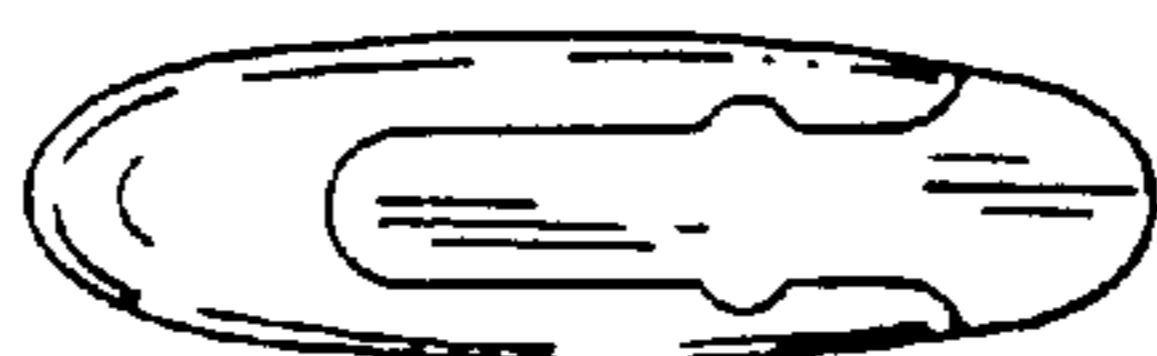


FIG. 10



FIG. 11