



US00D420796S

United States Patent [19]

Haddock et al.

[11] Patent Number: **Des. 420,796**

[45] Date of Patent: **** Feb. 22, 2000**

[54] **GARMENT TRANSPORT CASE**

[76] Inventors: **David N. Haddock**, 1544 NW. 1st Ave., Boca Raton, Fla. 33432; **Susan Oakes**, 15190 Prestonwood Blvd., #325, Dallas, Tex. 75248

[**] Term: **14 Years**

[21] Appl. No.: **29/101,418**

[22] Filed: **Mar. 3, 1999**

[51] **LOC (7) Cl.** **03-01**

[52] **U.S. Cl.** **D3/279; D3/282**

[58] **Field of Search** D3/273, 276, 279, D3/281, 282; 190/18 A, 100, 110, 111, 112, 113, 114, 115

[56] **References Cited**

U.S. PATENT DOCUMENTS

- D. 268,141 3/1983 Miller D3/279
- D. 275,531 9/1984 Petrie D3/279

- D. 291,388 8/1987 Seguin D3/279
- D. 360,527 7/1995 Corney et al. D3/279
- D. 374,772 10/1996 Hotaling et al. D3/279
- D. 383,603 9/1997 Pedlar D3/279
- D. 396,555 8/1998 Parker et al. D3/279

Primary Examiner—Philip S. Hyder
Attorney, Agent, or Firm—Robert M. Downey, P.A.

[57] **CLAIM**

The ornamental design for a garment transport case, as shown and described.

DESCRIPTION

FIG. 1 is a perspective view of a garment transport case showing our new design; FIG. 2 is a front elevational view thereof; FIG. 3 is a right side elevational view thereof; FIG. 4 is a left side elevational view thereof; FIG. 5 is a rear elevational view thereof; FIG. 6 is a top end elevational view thereof; and, FIG. 7 is a bottom end elevational view thereof.

1 Claim, 4 Drawing Sheets




FIG. 1




FIG. 2

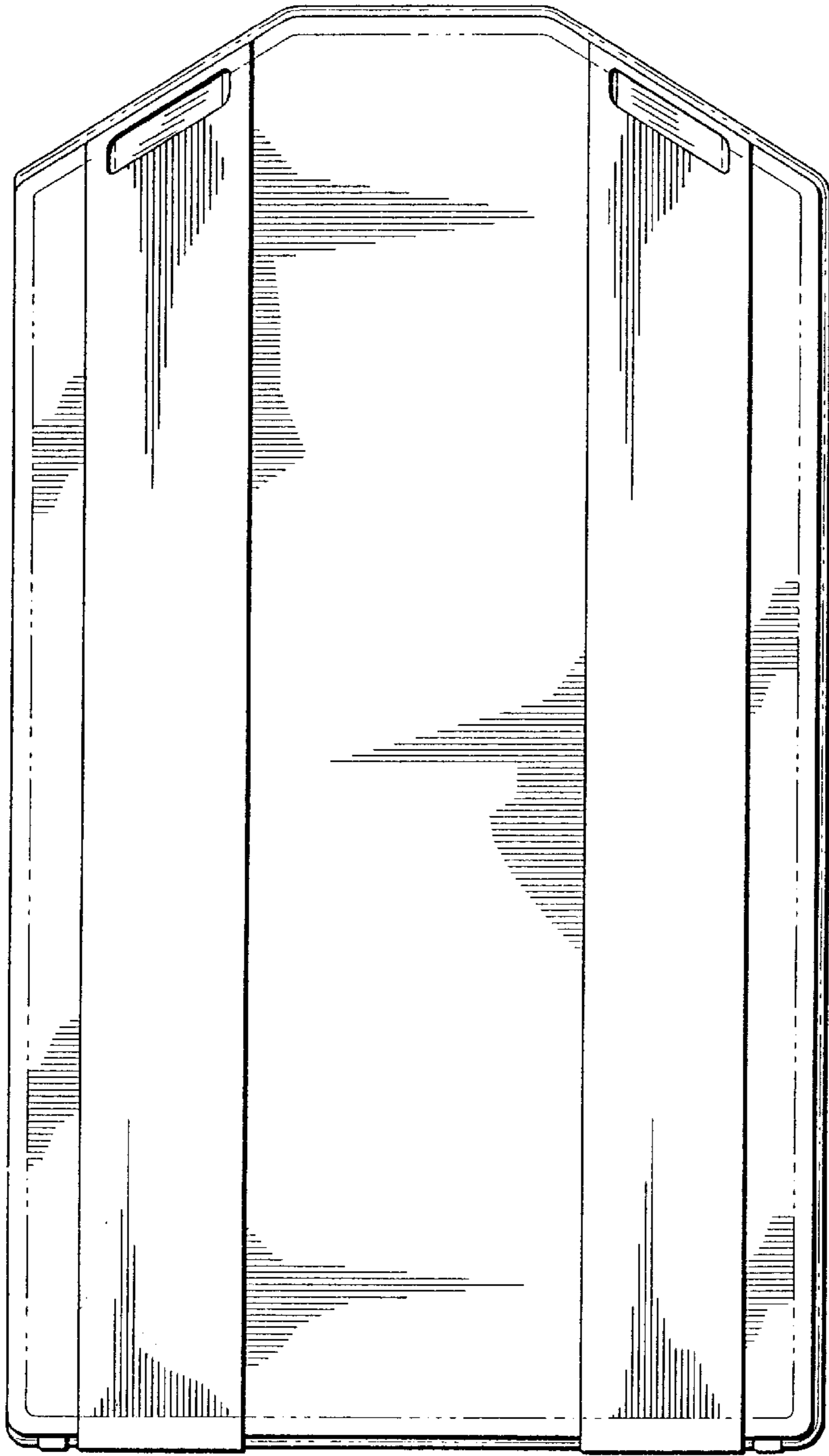


FIG. 3

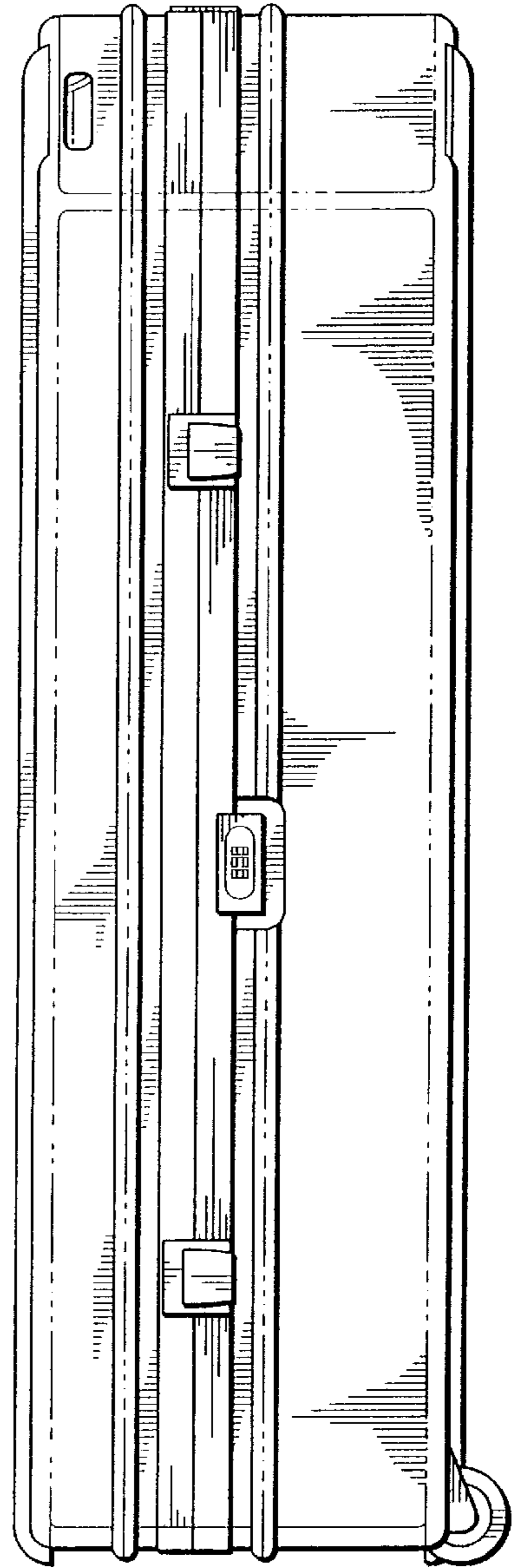


FIG. 4

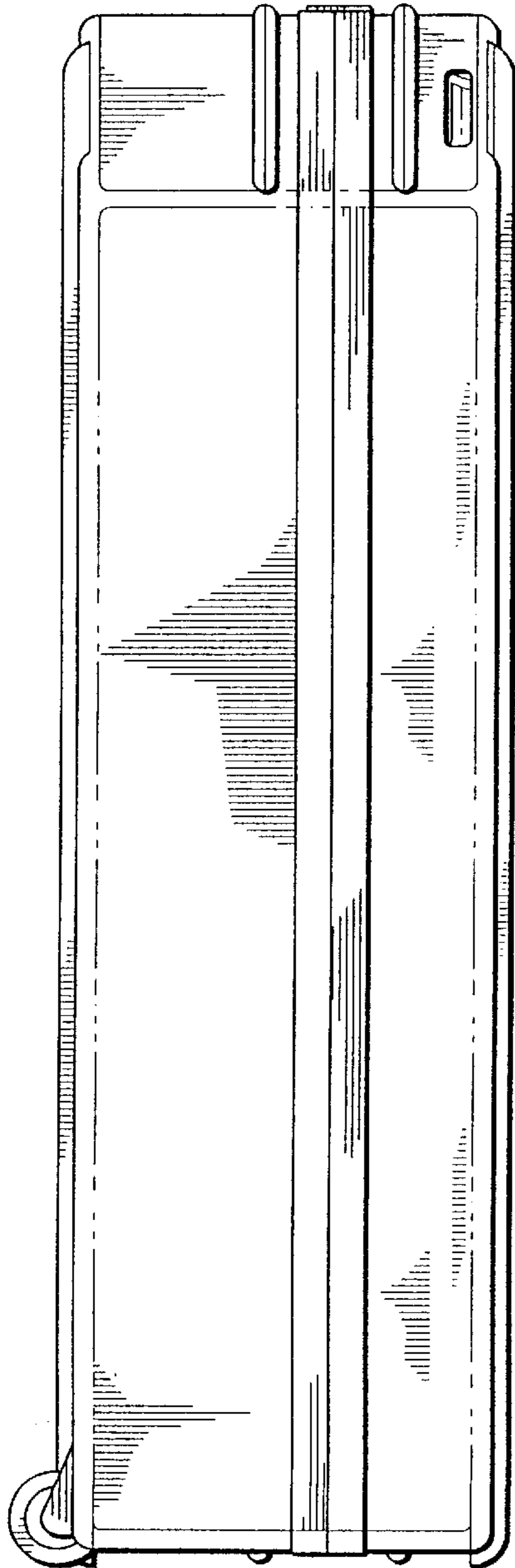


FIG. 5

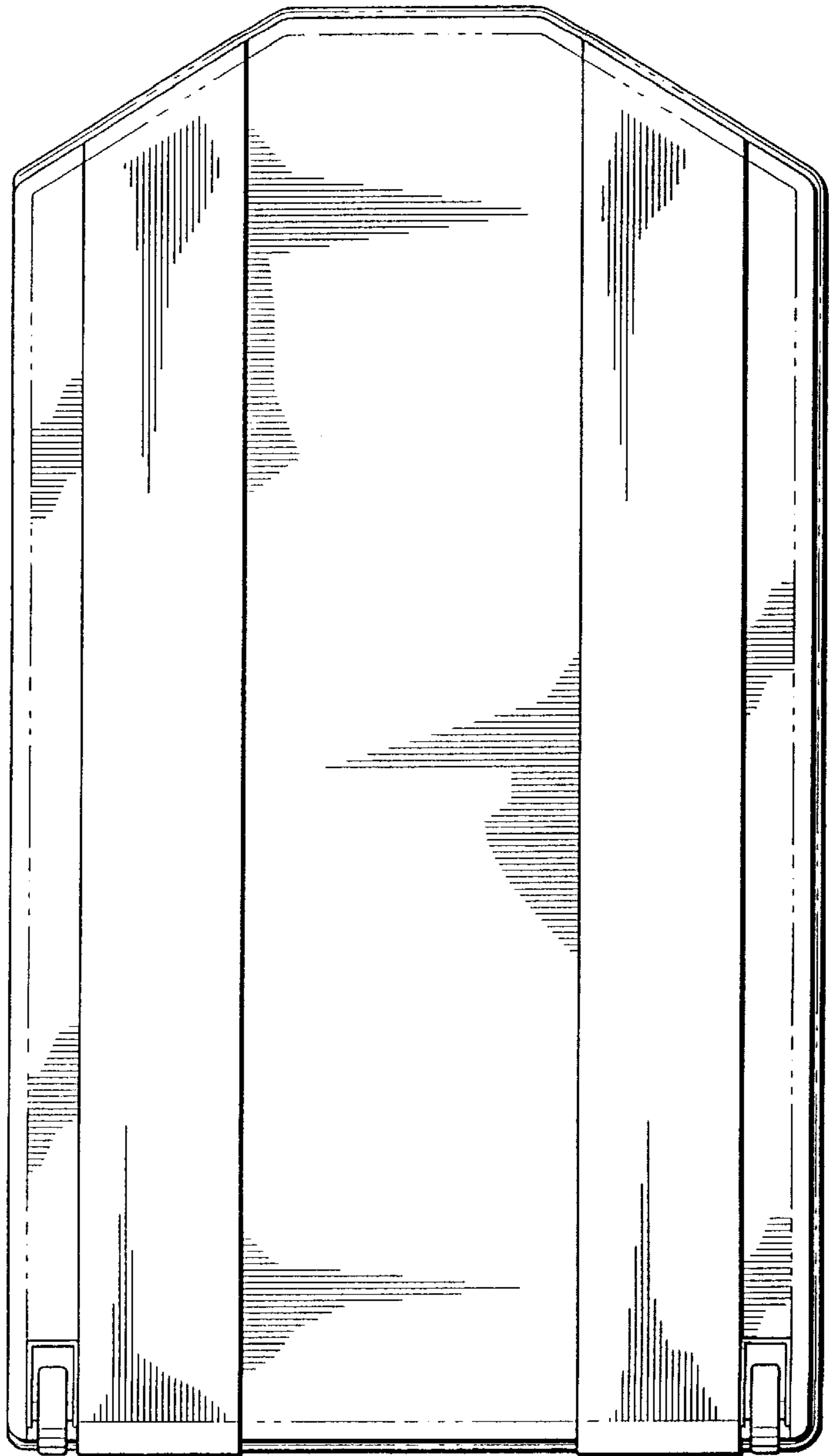


FIG. 6

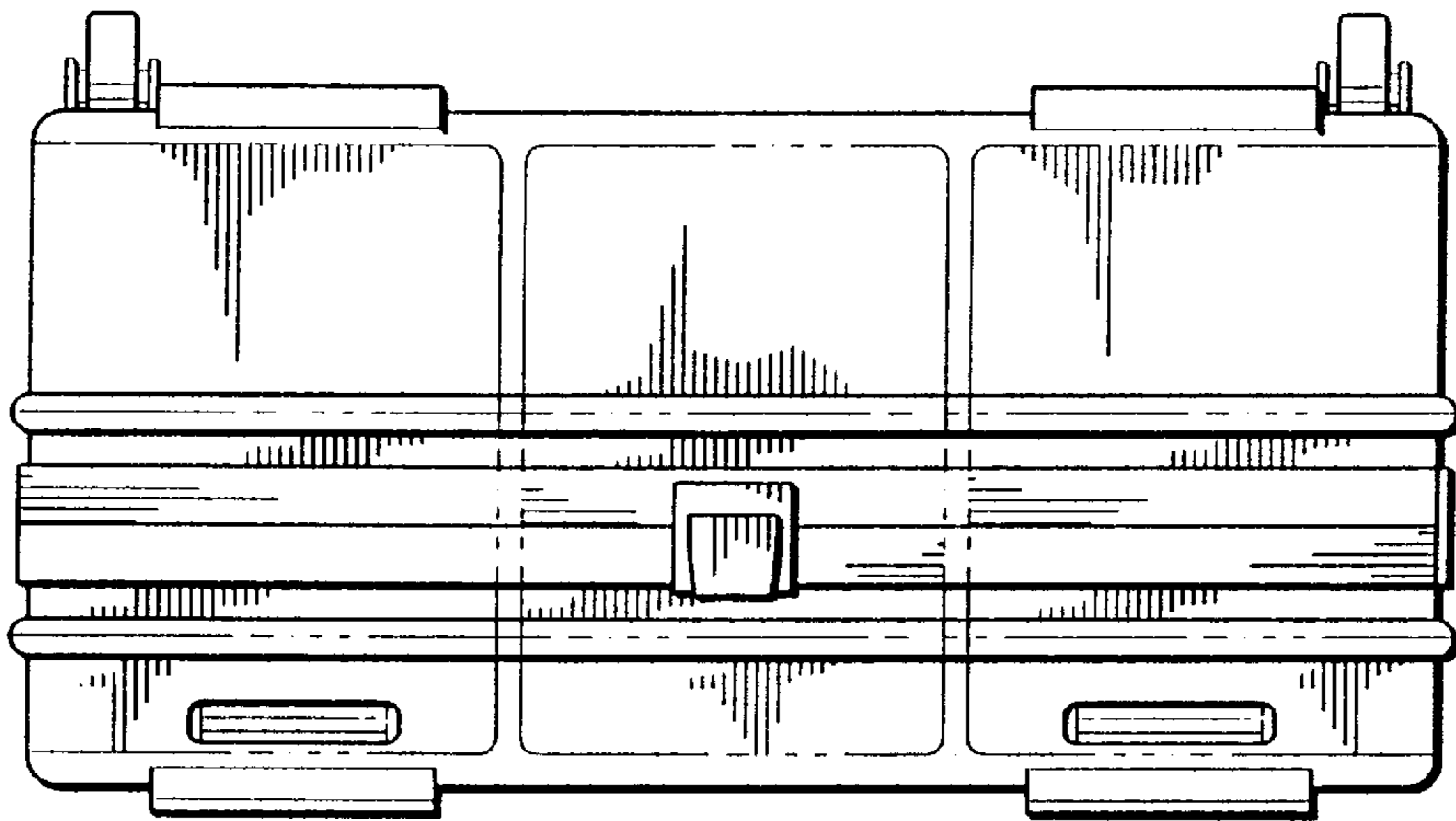


FIG. 7

