



US00D420783S

United States Patent [19]

Brady et al.

[11] Patent Number: **Des. 420,783**

[45] Date of Patent: **** Feb. 22, 2000**

[54] **BICYCLE SHOE**

[75] Inventors: **Matthew John Brady; James Leroy Valinski**, both of Los Angeles, Calif.

[73] Assignee: **Revatex, Inc.**, Los Angeles, Calif.

[**] Term: **14 Years**

[21] Appl. No.: **29/091,733**

[22] Filed: **Aug. 5, 1998**

[51] **LOC (7) Cl.** **02-04**

[52] **U.S. Cl.** **D2/902; D2/907; D2/908; D2/954; D2/962**

[58] **Field of Search** D2/896, 902, 907-911, D2/943, 945, 969, 970, 947, 948, 951-960; 36/131, 25 R, 83, 84, 102, 103, 114, 115, 3 R, 3 A, 3 B, 45, 50.1, 36 R

[56] **References Cited**

U.S. PATENT DOCUMENTS

D. 157,034	1/1950	Eldon	D2/902
D. 258,774	4/1981	Denu	D2/953
D. 265,521	7/1982	Vermont	D2/908

D. 305,076	12/1989	Crowley	D2/969
D. 335,385	5/1993	Kawabata	D2/908
D. 345,246	3/1994	Greene	D2/970
D. 400,344	11/1998	Avar	D2/954
D. 401,044	11/1998	Heine	D2/954
4,417,408	11/1983	Metro	36/36 R

Primary Examiner—Louis S. Zarfaz
Assistant Examiner—G. Andoll
Attorney, Agent, or Firm—Malcolm B. Wittenberg



[57] **CLAIM**

The ornamental design for a bicycle shoe, as shown and described.

DESCRIPTION

FIG. 1 shows a perspective view of a bicycle shoe showing my new design;
FIG. 2 shows a top view thereof;
FIG. 3 shows a bottom view thereof;
FIG. 4 shows a left view thereof;
FIG. 5 shows a right view thereof;
FIG. 6 shows a back view thereof; and,
FIG. 7 shows a front view thereof.

1 Claim, 4 Drawing Sheets






FIG. 1.

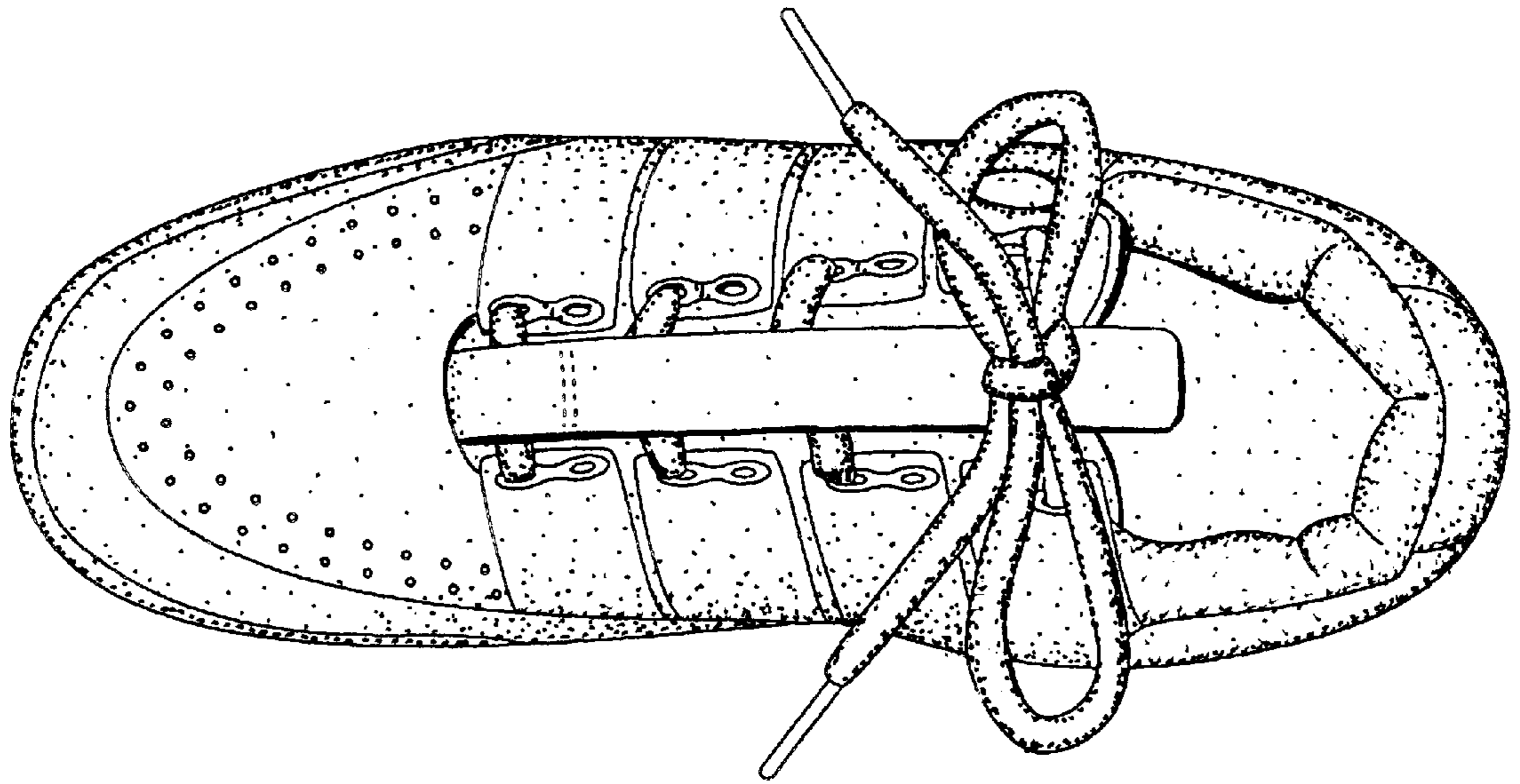


FIG. 2.

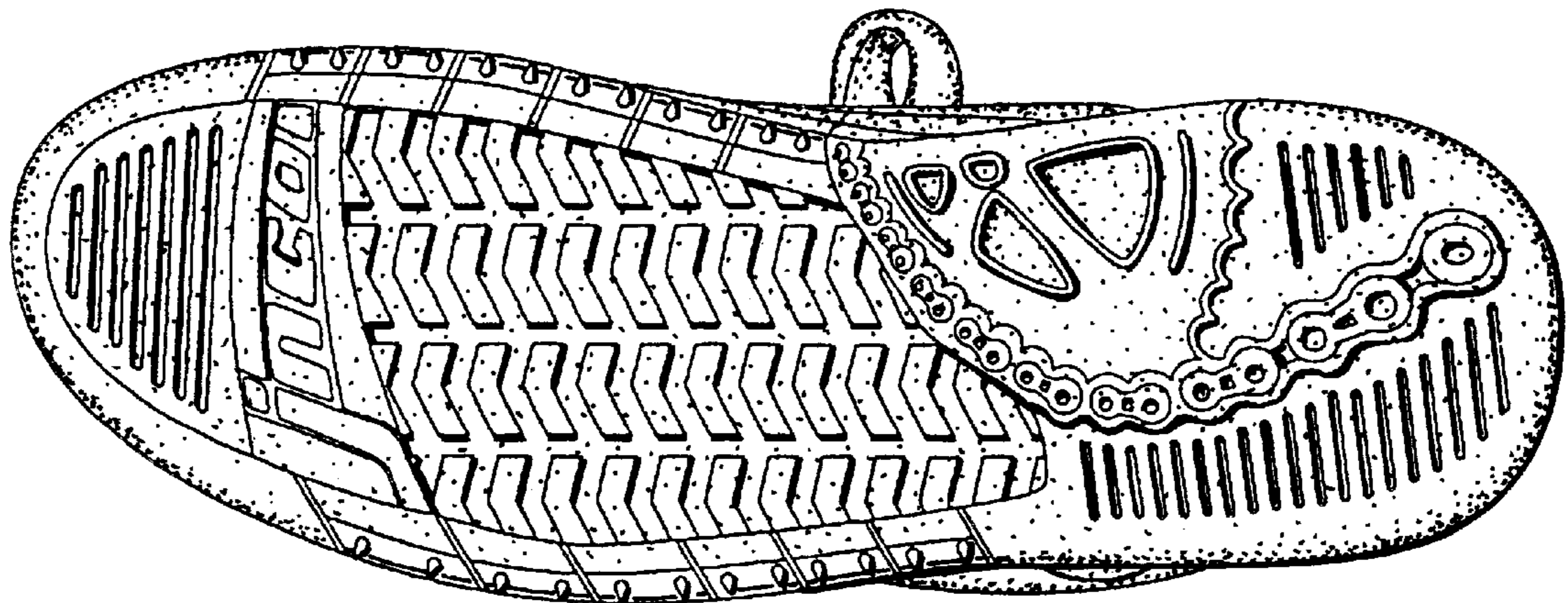


FIG. 3.




FIG. 4.




FIG. 5.

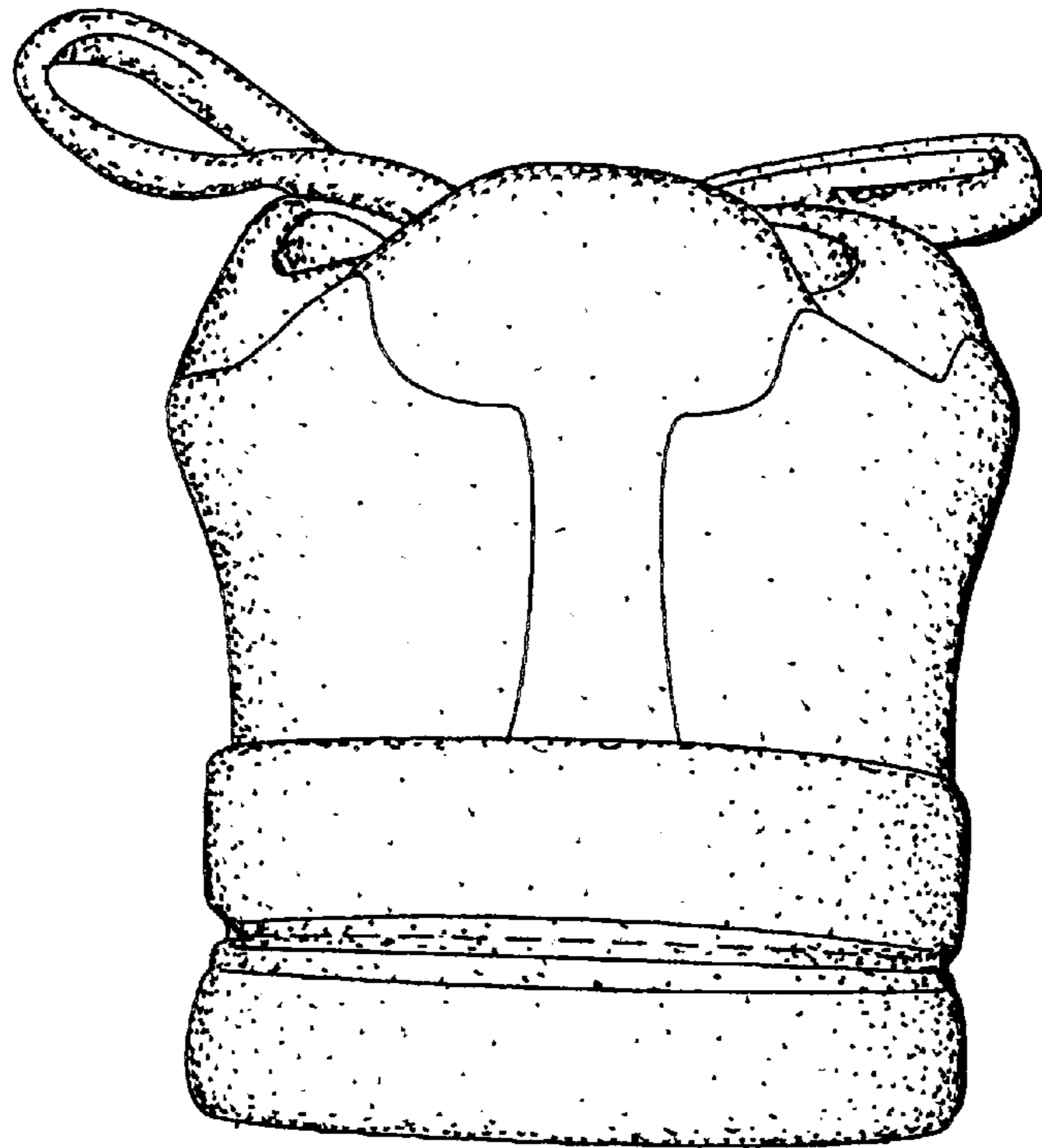


FIG. 6.

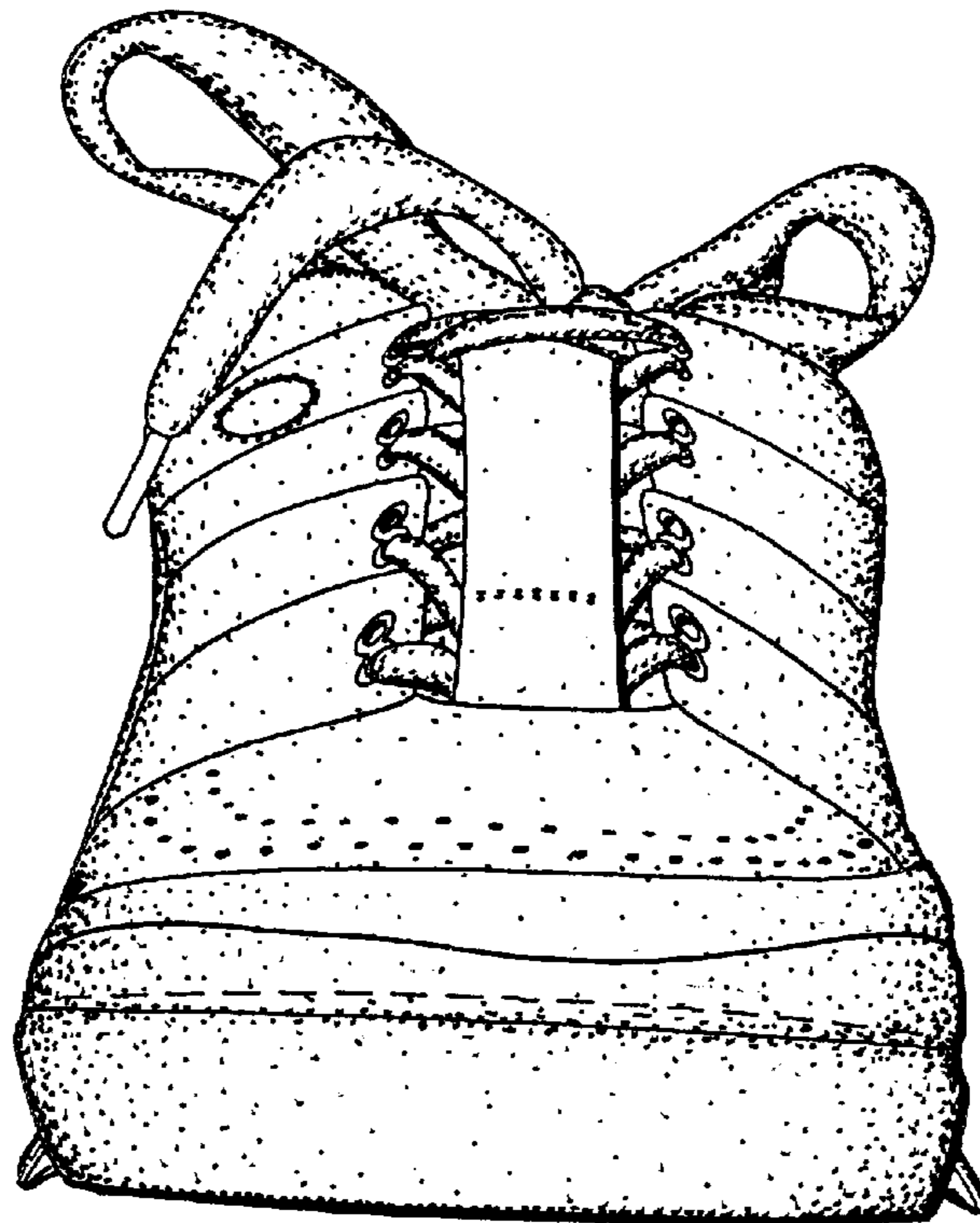


FIG. 7.