



US00D420780S

United States Patent [19]

Cox et al.

[11] Patent Number: Des. 420,780

[45] Date of Patent: ** Feb. 22, 2000

[54] **COMBINED AIR MATTRESS AND SLEEPING BAG**

5,740,565 4/1998 McDade 5/413 AM

[76] Inventors: **Mike Cox; Alwine Cox**, both of 2138 Westwood Dr., Santa Rosa, Calif. 95407

Primary Examiner—Louis S. Zarfes
Assistant Examiner—Monica A. Weingart

[**] Term: **14 Years**

[57] **CLAIM**

The ornamental design for a combined air mattress and sleeping bag, as shown.

[21] Appl. No.: **29/098,515**

DESCRIPTION

[22] Filed: **Dec. 31, 1998**

[51] **LOC (7) Cl.** **02-01**

[52] **U.S. Cl.** **D2/719; D2/700; D2/718**

[58] **Field of Search** D2/700, 718, 719; 2/69, 69.5; 5/413 R, 413 AM; 383/4; 190/1

FIG. 1 is a top plan view of the combined air mattress and sleeping bag of the present invention;
FIG. 2 is a bottom plan view of the combined air mattress and sleeping bag of FIG. 1;
FIG. 3 is a right side elevational view of the combined air mattress and sleeping bag of FIG. 1;
FIG. 4 is a left side elevational view of the combined air mattress and sleeping bag of FIG. 1;
FIG. 5 is a front elevational view of the combined air mattress and sleeping bag of FIG. 1; and,
FIG. 6 is a back elevational view of the combined air mattress and sleeping bag of FIG. 1.

[56] **References Cited**

U.S. PATENT DOCUMENTS

3,284,818	11/1966	Lutz	2/69.5
4,292,700	10/1981	Markel	2/69.5
5,110,383	5/1992	Kramer	5/413 R
5,193,235	3/1993	Kircher	5/413 R
5,548,858	8/1996	Shoa	5/413 R

1 Claim, 3 Drawing Sheets




FIG. 2




FIG. 1






FIG. 4




FIG. 3

FIG. 5

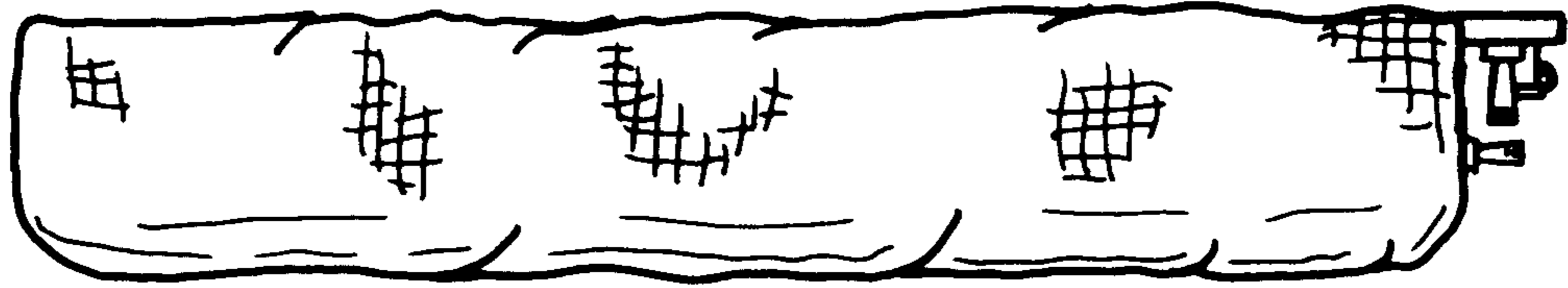


FIG. 6

