



US00D420772S

United States Patent [19]
Gabriel et al.

[11] **Patent Number: Des. 420,772**

[45] **Date of Patent: ** Feb. 15, 2000**

[54] **WATER BOTTLE**

[75] Inventors: **George S. Gabriel**, Seaford, Del.; **John E. Sheaffer**, Perryville, Md.; **Rodney Gerringer**, Belcamp, N.Y.

[73] Assignee: **Lab Products, Inc.**, Seaford, Del.

[**] Term: **14 Years**

[21] Appl. No.: **29/095,084**

[22] Filed: **Oct. 15, 1998**

- D. 132,180 4/1942 Ireys D9/560
- D. 152,211 12/1948 Platt D9/571
- D. 214,663 7/1969 Brickey, Jr. D9/560
- D. 241,013 8/1976 Dekker D9/560
- D. 308,939 7/1990 Desgrippes D9/560
- D. 392,192 3/1998 Fiore D9/560

Primary Examiner—Lucy Lieberman
Attorney, Agent, or Firm—Stroock & Stroock & Lavan LLP

[57] **CLAIM**

The ornamental design for a water bottle, as shown and described.

Related U.S. Application Data

[63] Continuation-in-part of application No. 09/106,389, Jun. 26, 1998.

[51] **LOC (7) Cl.** **30-03**

[52] **U.S. Cl.** **D30/132; D30/121; D9/571; D9/573**

[58] **Field of Search** D9/571, 560, 572, D9/573, 574, 575, 520, 529; D30/132, 121; 215/382, 383; 119/475, 72, 72.5

[56] **References Cited**

U.S. PATENT DOCUMENTS

D. 103,050 2/1937 Higgins D9/560

DESCRIPTION

FIG. 1 is a front and right side perspective view from above of a water bottle showing our new design;
FIG. 2 is a top plan view of the water bottle;
FIG. 3 is a front elevation of the water bottle, the rear elevation is the same except for the conventional, continuous screw threading on the bottle neck;
FIG. 4 is an elevational view showing a portion of the rear and left side of the water bottle;
FIG. 5 is a left side elevation of the water bottle, the right side elevation is the same except for the conventional screw threading on the bottle neck; and,
FIG. 6 is a bottom plan view.

1 Claim, 3 Drawing Sheets




FIG. 1

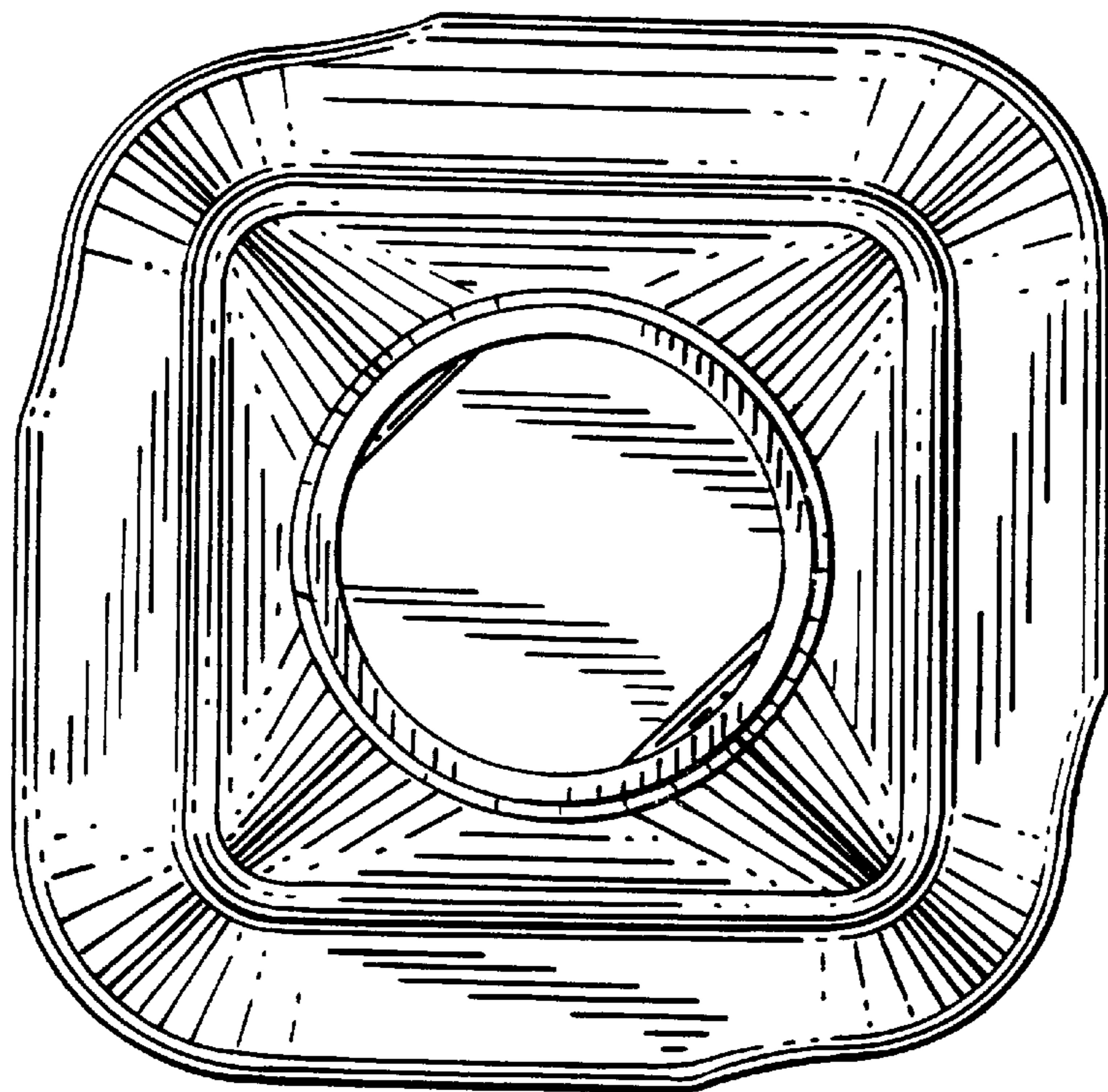



FIG. 2

FIG. 3

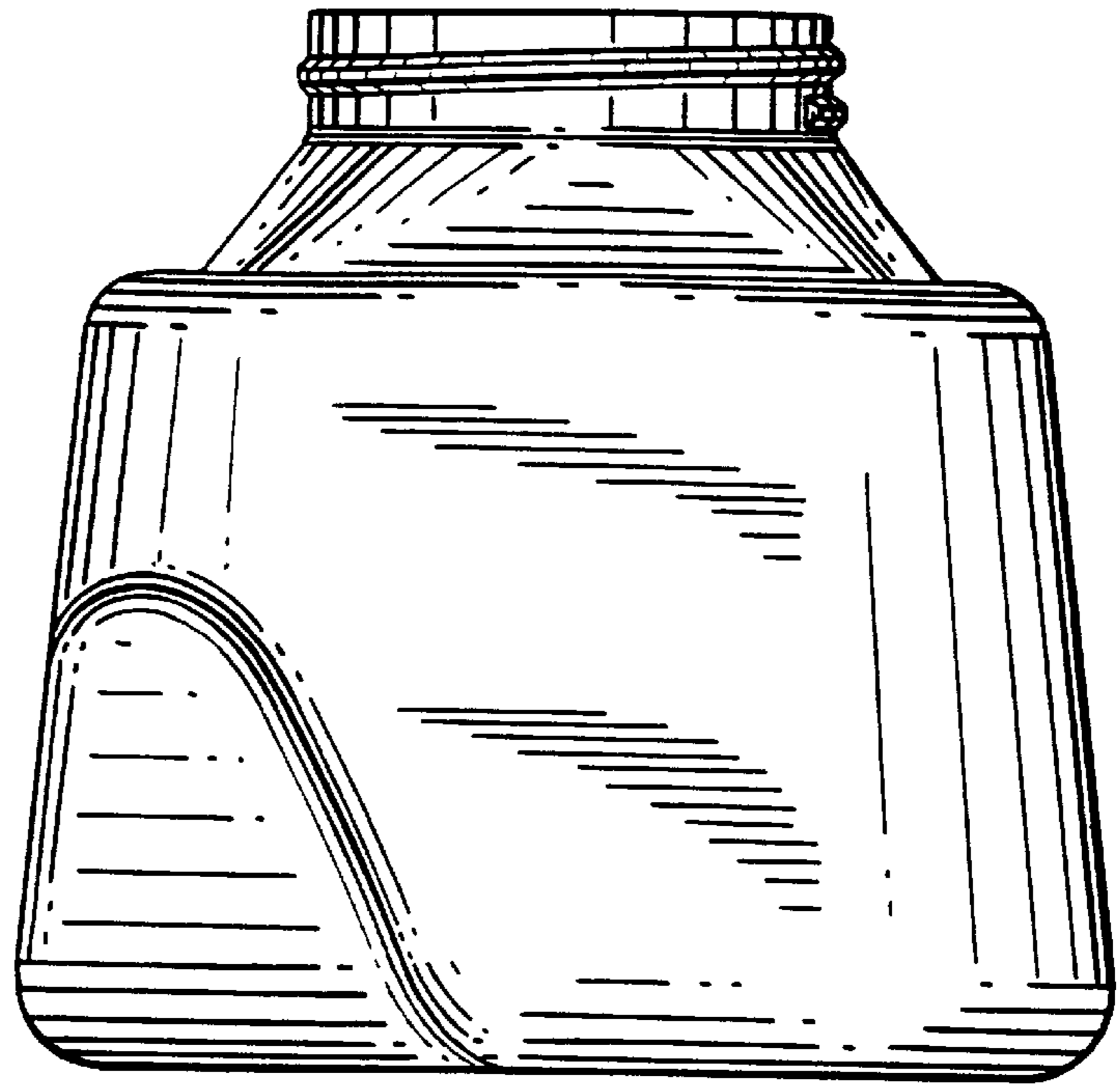
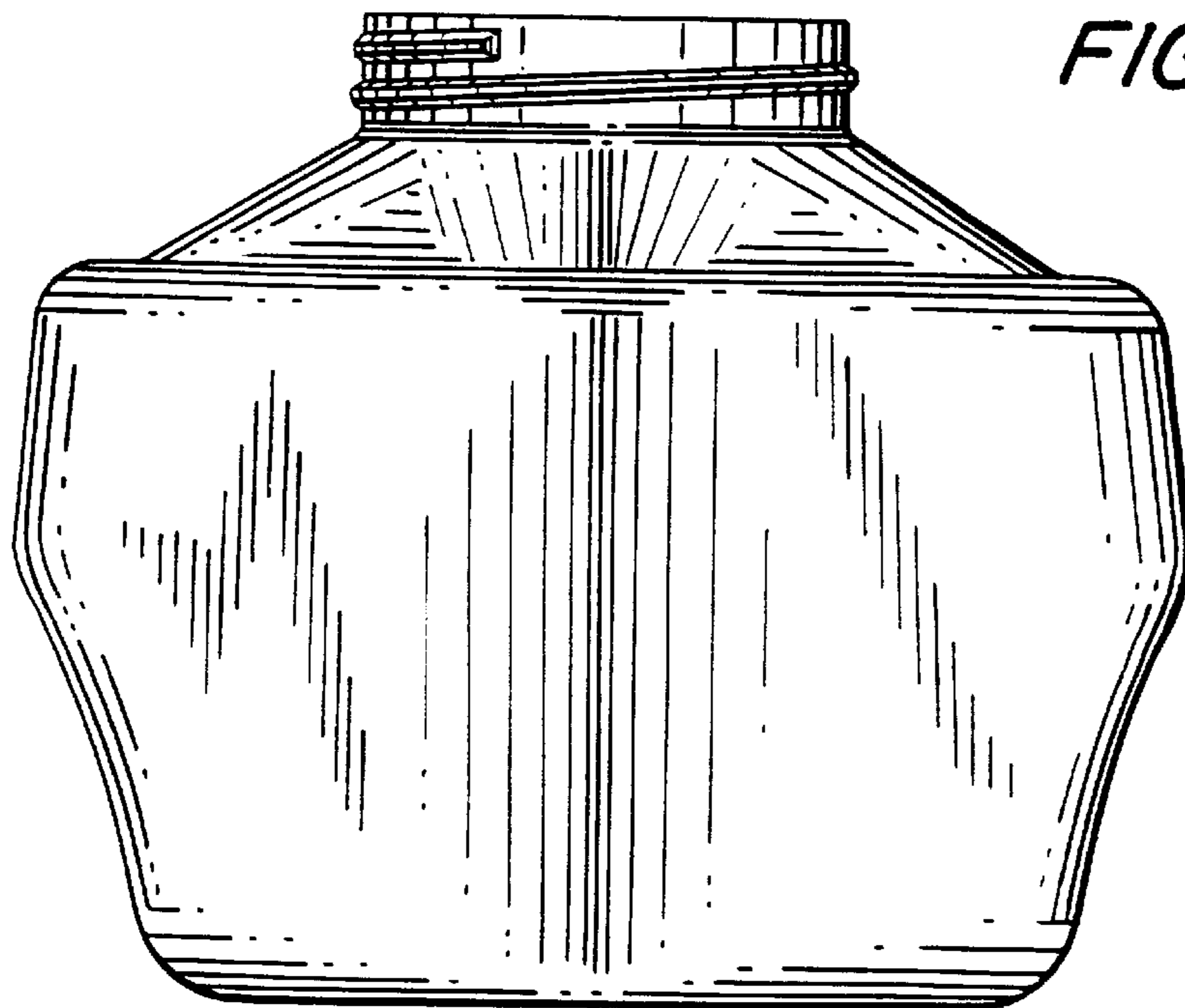


FIG. 4



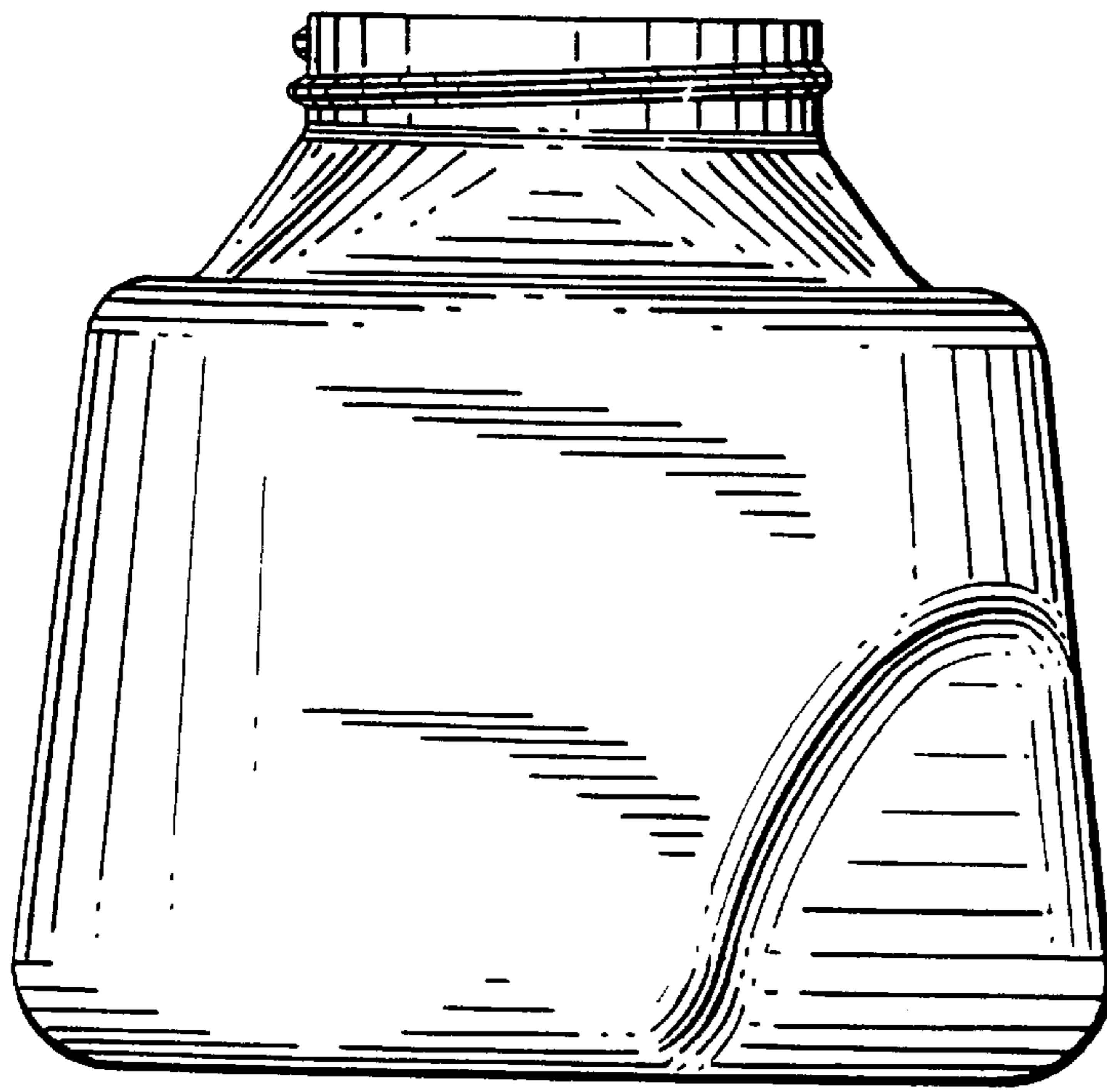


FIG. 5




FIG. 6