



US00D420764S

United States Patent [19]
Conway et al.

[11] **Patent Number: Des. 420,764**

[45] **Date of Patent: ** Feb. 15, 2000**

[54] **HOT AIR DRYER**

D. 359,582 6/1995 Schremmer D28/54.1
4,914,833 4/1990 Pilolla et al. 34/202

[75] Inventors: **William J. Conway**, Moorpark; **Frank Merriweather, Jr.**, Carson, both of Calif.

Primary Examiner—Lisa Lichtenstein
Attorney, Agent, or Firm—Pretty, Schroeder & Poplawski

[73] Assignee: **Bobrick Washroom Equipment, Inc.**, N. Hollywood, Calif.

[57] **CLAIM**

[**] Term: **14 Years**

The ornamental design for a hot air dryer, as shown and described.

[21] Appl. No.: **29/078,287**

DESCRIPTION

[22] Filed: **Oct. 23, 1997**

Related U.S. Application Data

FIG. 1 is a front view of the hot air dryer of the invention;

FIG. 2 is a right side view thereof;

[63] Continuation of application No. 29/078,287, Oct. 23, 1997.

FIG. 3 is a left side view thereof;

[51] **LOC (7) Cl.** **28-03**

FIG. 4 is a top view thereof; and,

[52] **U.S. Cl.** **D28/54.1**

FIG. 5 is a bottom view thereof.

[58] **Field of Search** D28/54.1; D23/335, D23/385; 34/202; 392/380, 381

The back side is unornamented and is not a part of the design.

[56] **References Cited**

U.S. PATENT DOCUMENTS

D. 294,875 3/1988 Keck et al. D28/54.1

1 Claim, 3 Drawing Sheets





FIG. 1

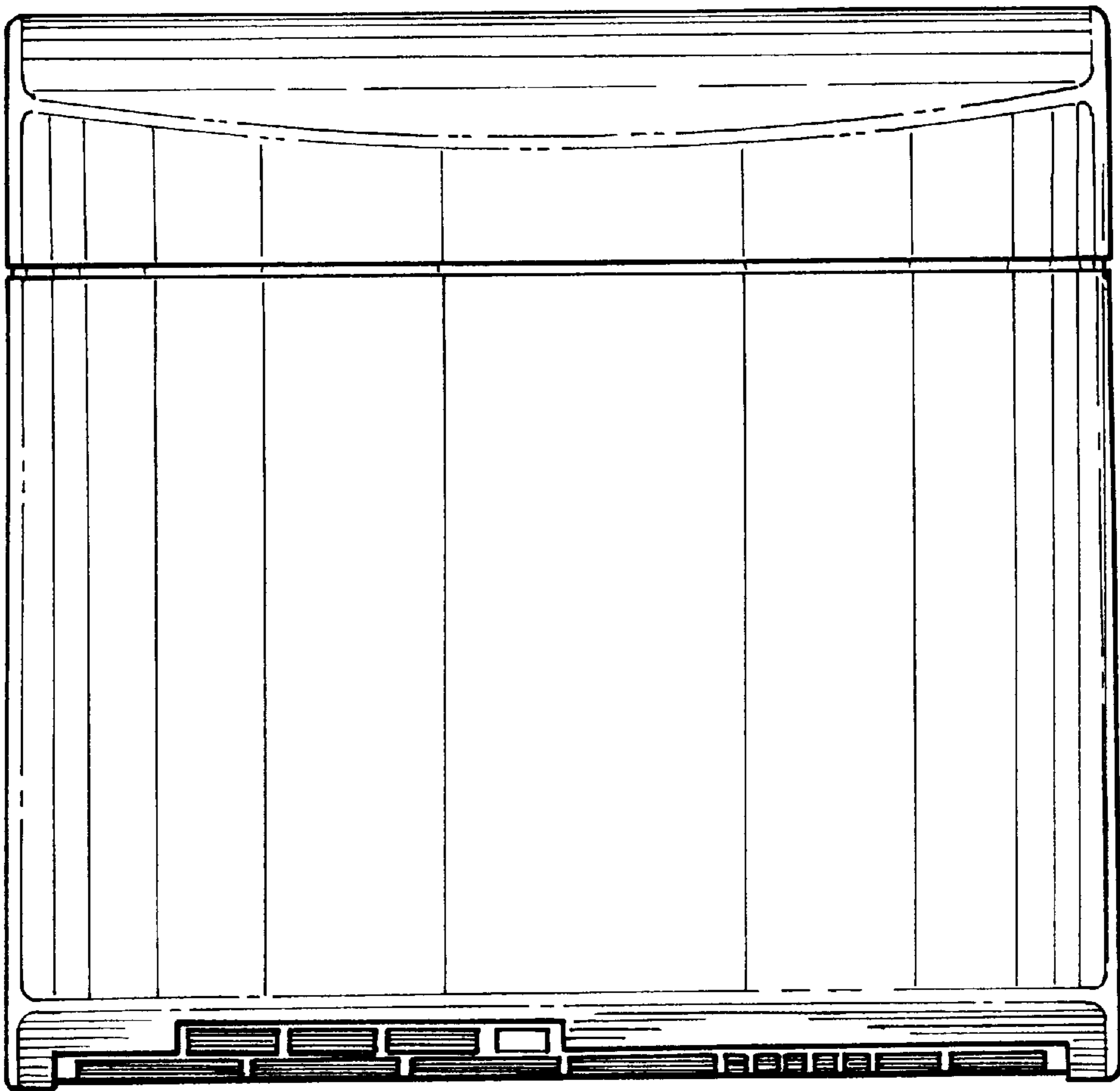


FIG. 2

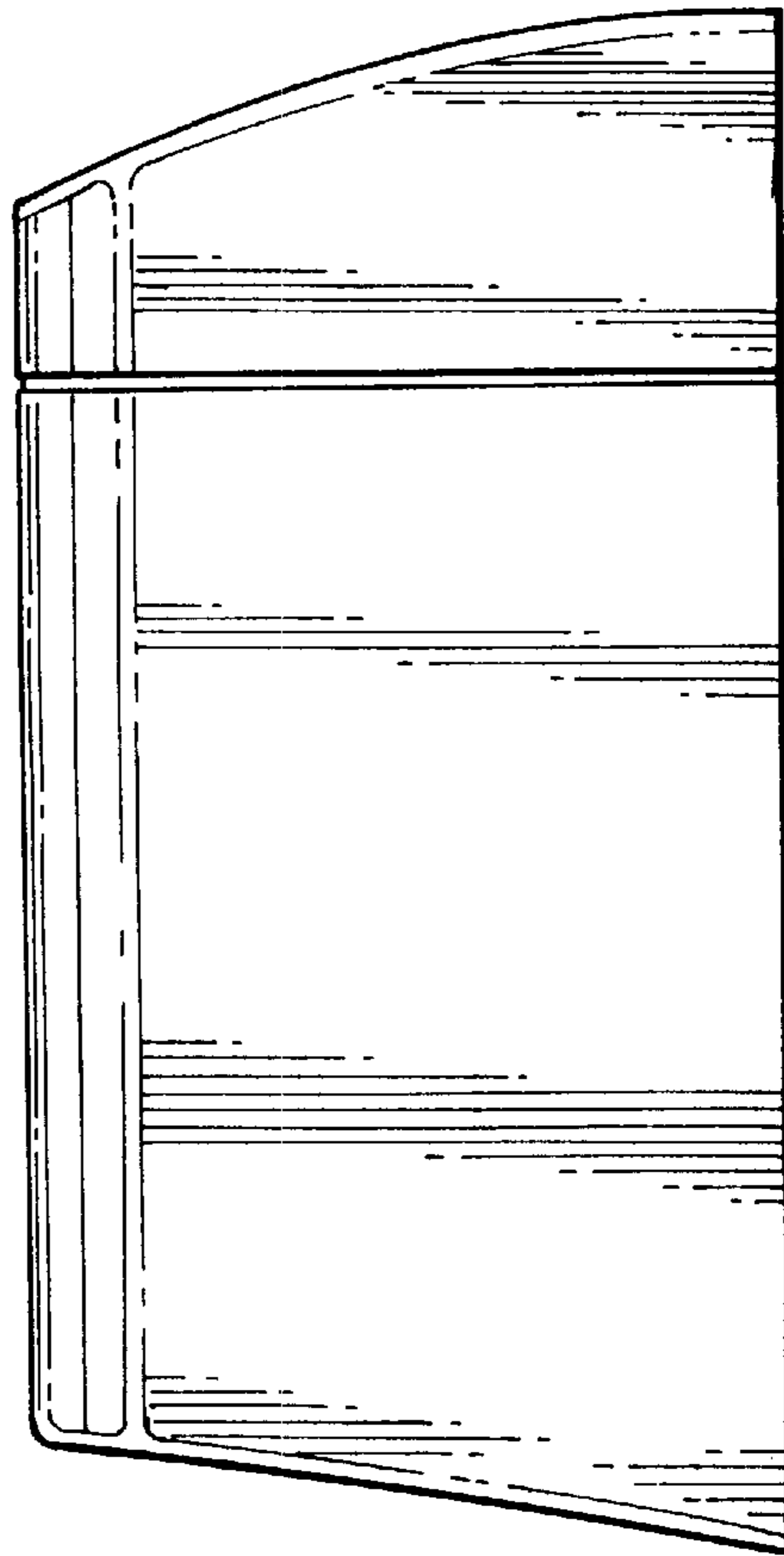


FIG. 3




FIG. 4




FIG. 5

