



US00D420755S

United States Patent [19]

Pokorny et al.

[11] Patent Number: **Des. 420,755**

[45] Date of Patent: **** Feb. 15, 2000**

[54] **CENTER MOUNTED WARNING LIGHT ARRAY**

[75] Inventors: **William J. Pokorny**, Haddam; **Robert B. Ford**, Cromwell, both of Conn.

[73] Assignee: **Whelen Engineering Company, Inc.**, Chester, Conn.

[**] Term: **14 Years**

[21] Appl. No.: **29/103,062**

[22] Filed: **Apr. 7, 1999**

[51] **LOC (7) Cl.** **26-06**

[52] **U.S. Cl.** **D26/28**

[58] **Field of Search** D26/28-36, 80-92; 362/61, 74, 147, 362, 363, 404, 432

[56] **References Cited**

U.S. PATENT DOCUMENTS

D. 324,111	2/1992	Arbisi	D26/28
D. 356,169	3/1995	Lyons	D26/28
D. 360,042	7/1995	Taylor et al.	D26/28
D. 369,224	4/1996	Karlo et al.	D26/28
D. 375,180	10/1996	Lyons	D26/28

D. 411,635 6/1999 Philipot et al. D26/28

Primary Examiner—Marcus A. Jackson
Attorney, Agent, or Firm—Alix, Yale & Ristas, LLP

[57] **CLAIM**

The ornamental design for a center mounted warning light array, as shown and described.

DESCRIPTION

FIG. 1 is a perspective view of a center mounted warning light array showing our new design;

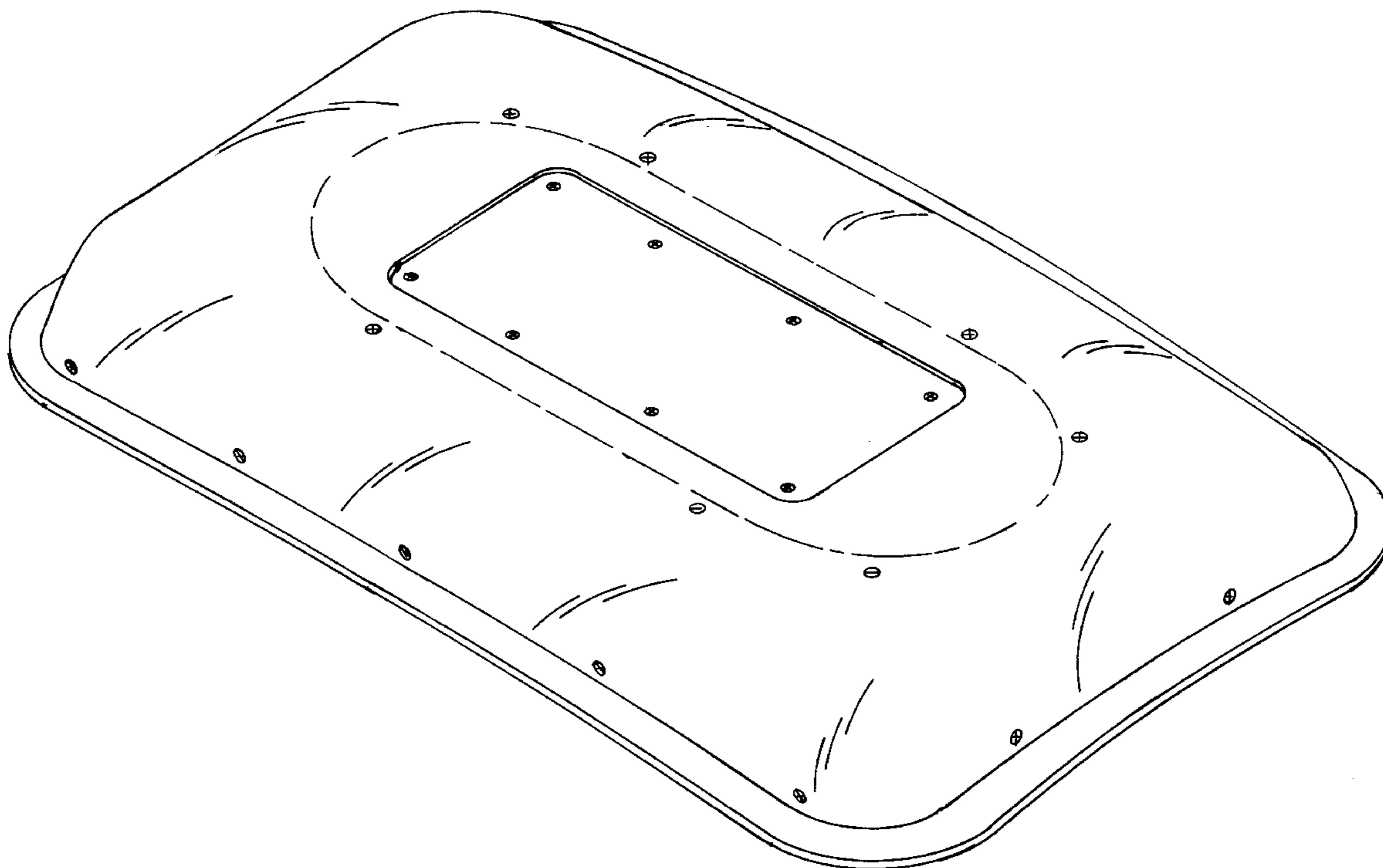
FIG. 2 is a top plan view of the center mounted warning light array of FIG. 1;

FIG. 3 is a front elevational view of the center mounted warning light array of FIGS. 1 and 2, the center mounted warning light array appearing the same when viewed from the rear; and,

FIG. 4 is a side elevational view of the center mounted warning light array of FIGS. 1-3, the center mounted warning light array appearing the same when viewed from the opposite side.

The appearance of our new design, as seen from the bottom, forms no part of the claimed design.

1 Claim, 3 Drawing Sheets



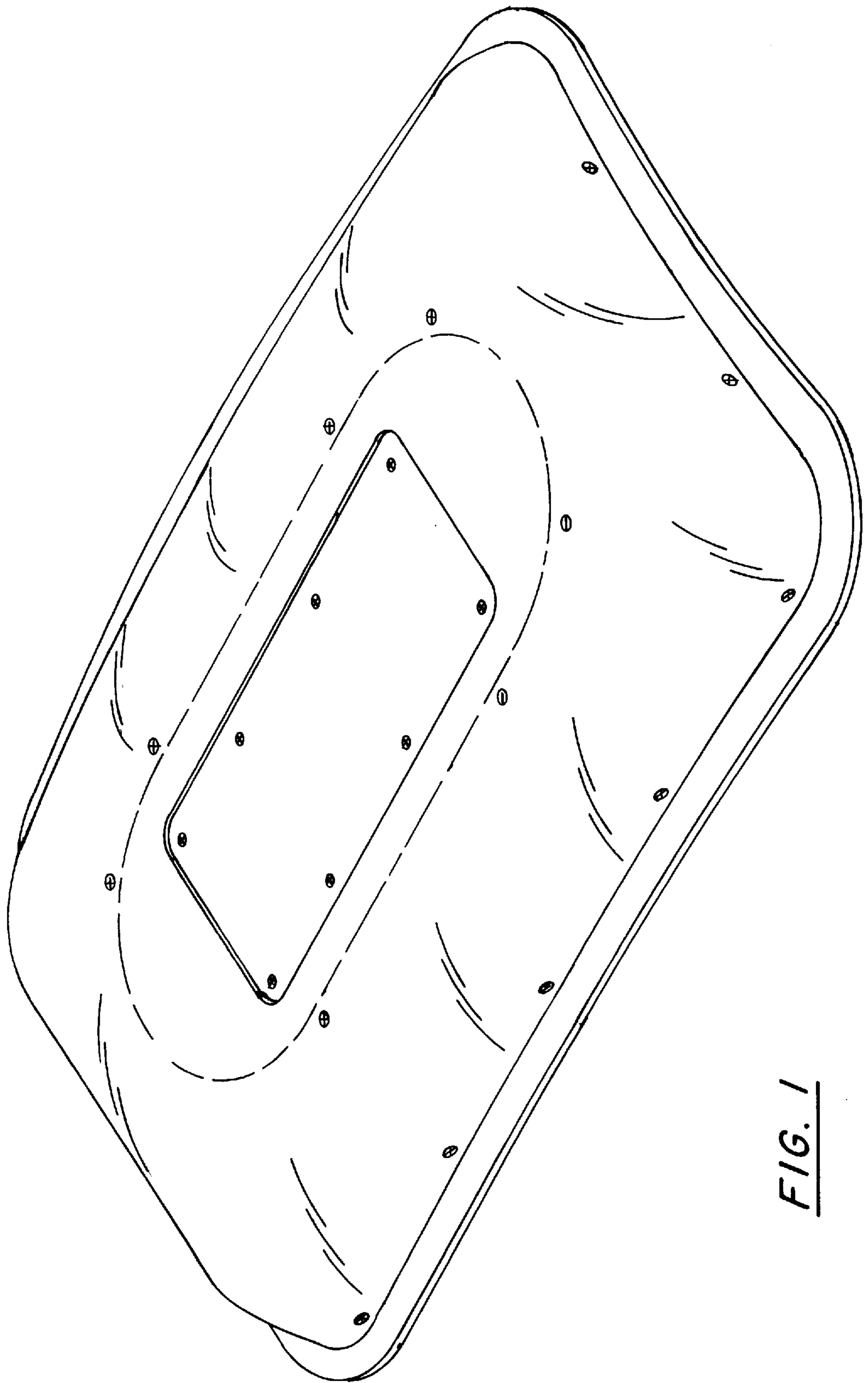


FIG. 1

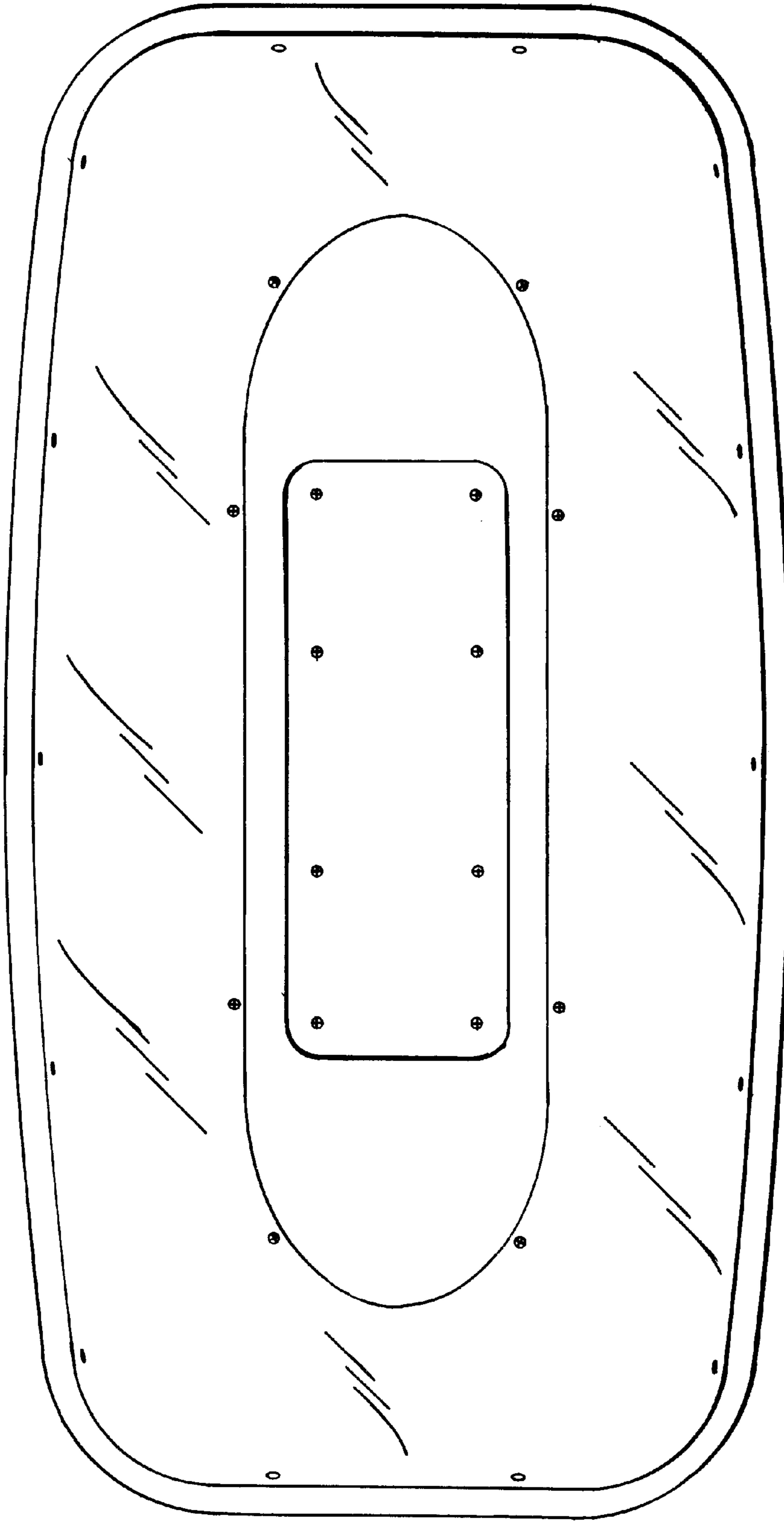


FIG. 2

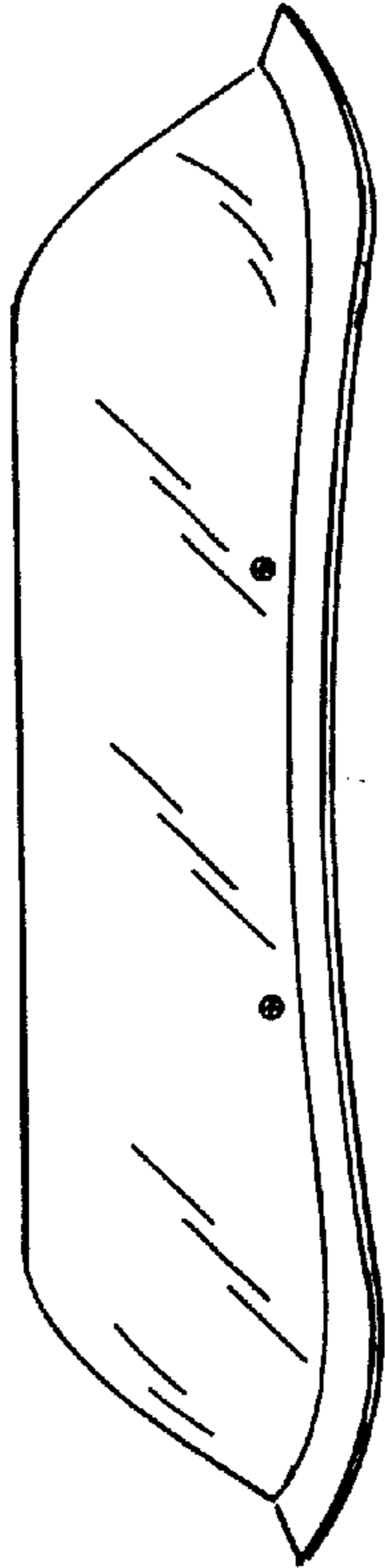


FIG. 4

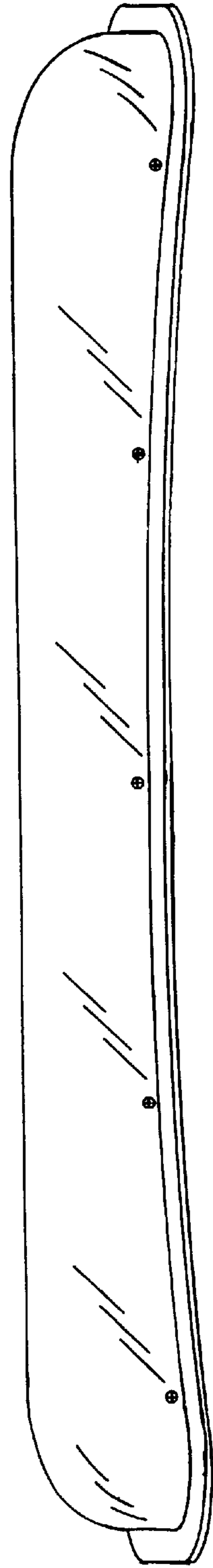


FIG. 3