



US00D420706S

United States Patent [19]

[11] Patent Number: **Des. 420,706**

Weatherby et al.

[45] Date of Patent: **** Feb. 15, 2000**

[54] **GOLF BALL DISPENSER**

[76] Inventors: **Glenn Weatherby**, 2700 Dave Angle Rd., Burleson, Tex. 76028; **Don Weatherby**, #5 Atlanta Dr., Mansfield, Tex. 76063; **Craig Robrahn**, 5302 Daffodil Ct., Arlington, Tex. 76018; **Jamie Beene**, 408 E. James St., Cleburne, Tex. 76031

D. 276,626	12/1984	Lockwood	D20/2
D. 303,994	10/1989	Lee	D20/7
D. 333,681	3/1993	Stern	D20/7
D. 379,137	5/1997	Lam	D7/598
2,684,143	7/1954	Obodzinski	194/255
2,694,480	11/1954	Mason	D20/7 X
3,937,314	2/1976	Rosenberg et al.	D20/7 X
5,452,822	9/1995	Haymond	221/155

[**] Term: **14 Years**

Primary Examiner—Nanda Bondade

[21] Appl. No.: **29/095,286**

[57] **CLAIM**

[22] Filed: **Oct. 20, 1998**

The ornamental design for a golf ball dispenser, as shown and described.

[51] **LOC (7) Cl.** **20-01**

DESCRIPTION

[52] **U.S. Cl.** **D20/7; D20/1**

FIG. 1 is a perspective view of a golf ball dispenser showing our new design;

[58] **Field of Search** D20/1, 3, 4, 7;

FIG. 2 is a front elevation view thereof; and,

D7/598; 194/255, 258, 296, 350; 221/155, 240, 245

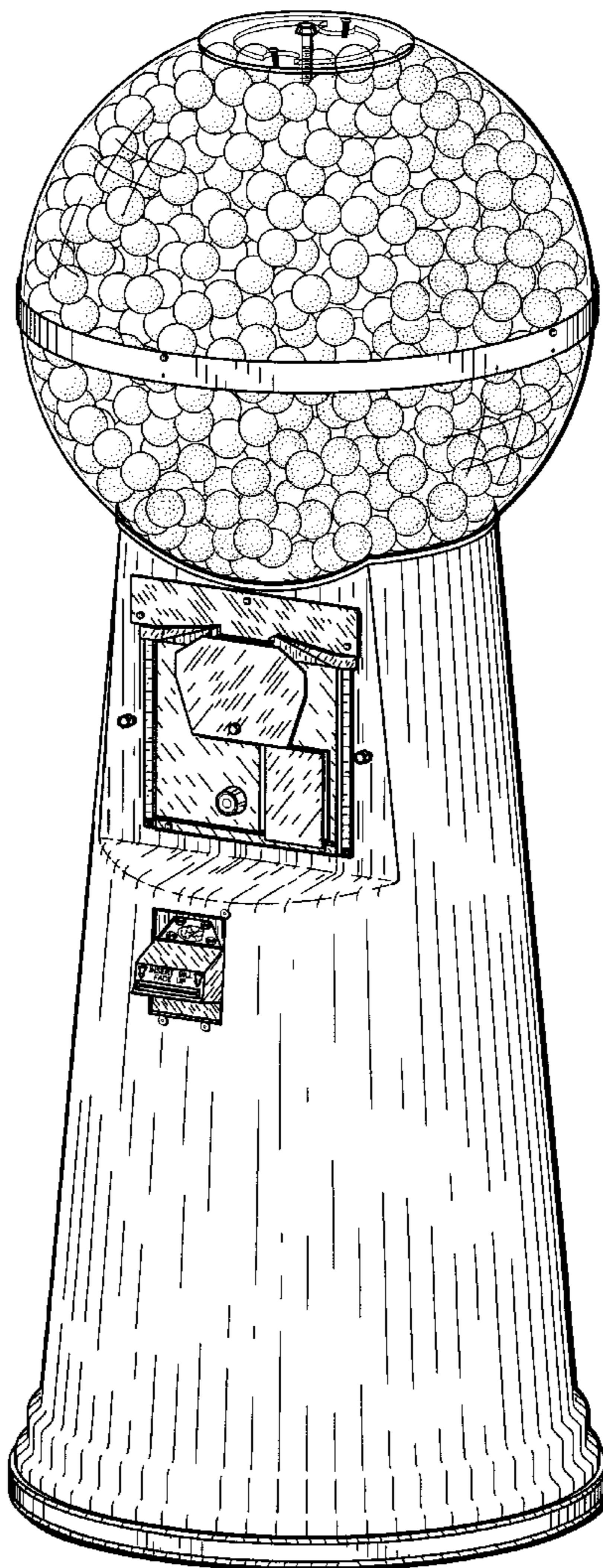
FIG. 3 is a right side elevational view thereof, the left side view being a mirror image.

[56] **References Cited**

U.S. PATENT DOCUMENTS

D. 97,425 11/1935 Witte D20/7

1 Claim, 3 Drawing Sheets



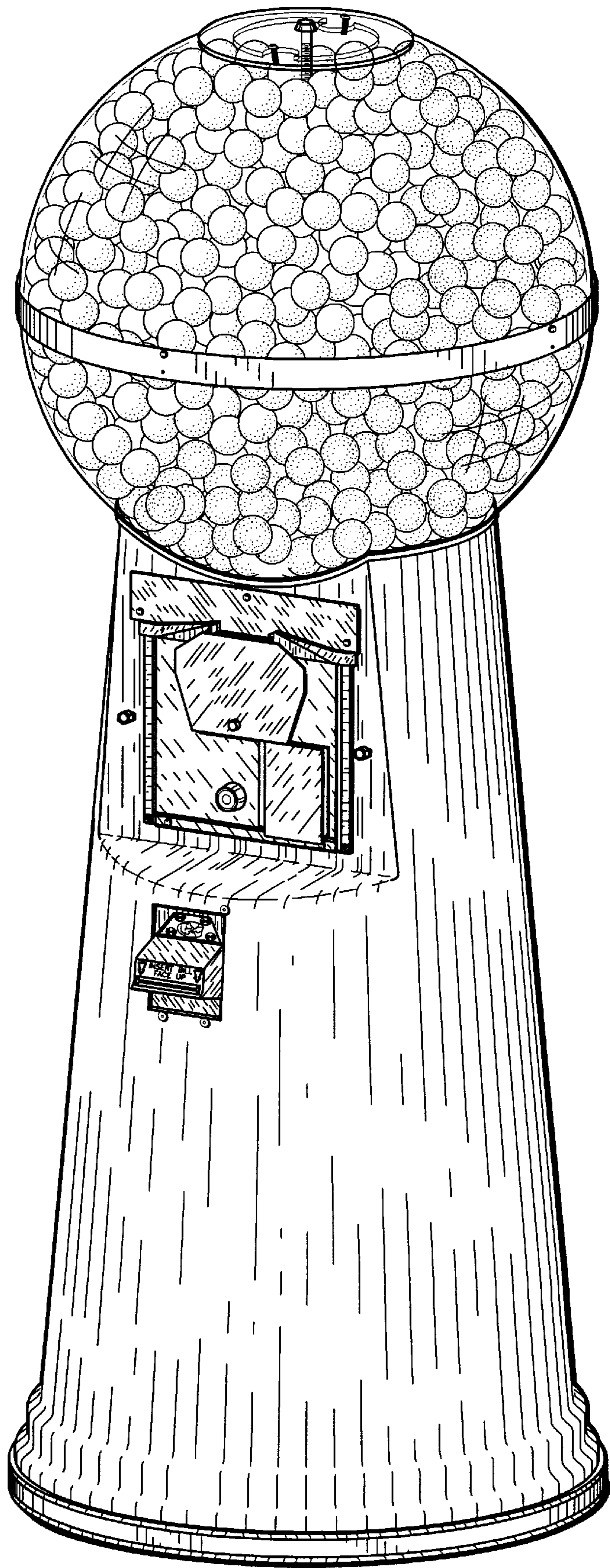


FIG. 1




FIG. 2

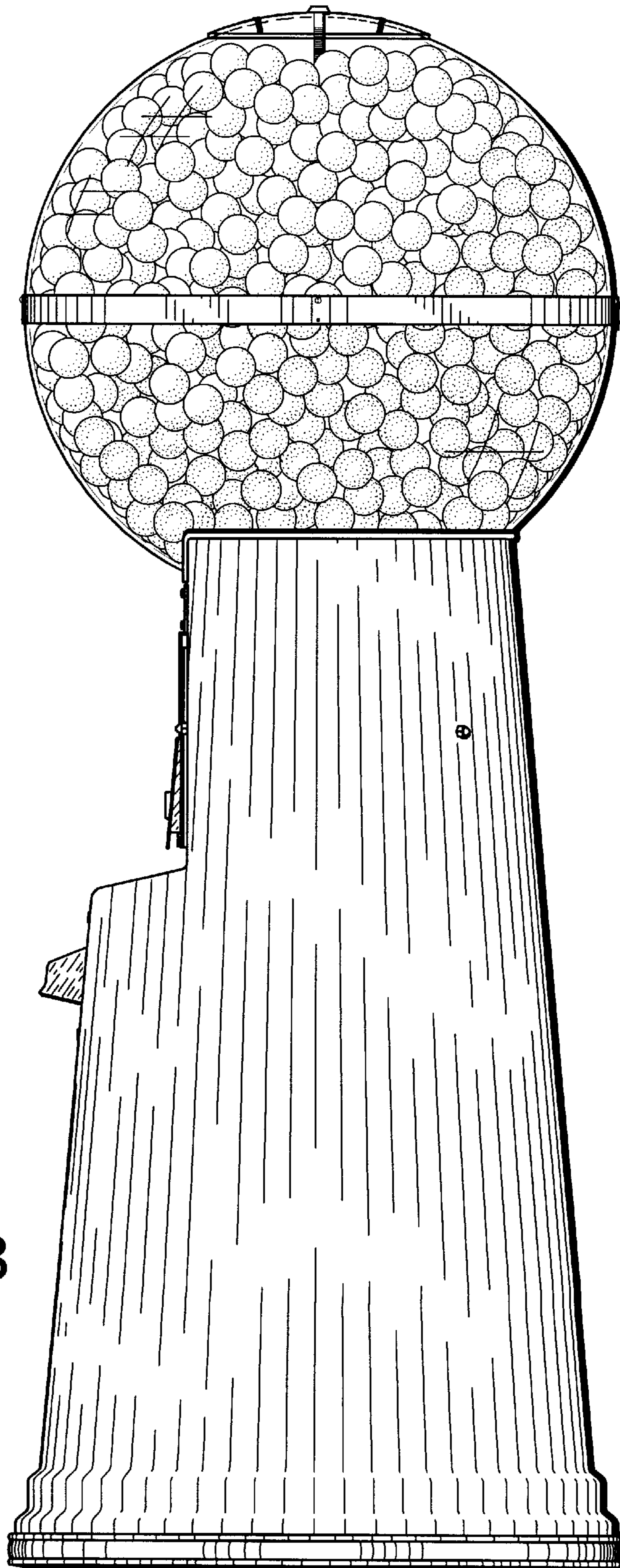


FIG.3