



US00D420702S

United States Patent [19] Chang

[11] Patent Number: Des. 420,702

[45] Date of Patent: ** Feb. 15, 2000

[54] WRITING IMPLEMENT

[76] Inventor: Yuan-Chung Chang, No. 1, Ho-Hsin St., Ta-Li City, Taichung Hsien, Taiwan

[**] Term: 14 Years

[21] Appl. No.: 29/104,682

[22] Filed: May 10, 1999

[51] LOC (7) Cl. 19-06

[52] U.S. Cl. D19/36; D19/46; D19/51; D19/38

[58] Field of Search D19/35, 36, 41-51, D19/53-58, 81-85; 401/52, 195; 33/485, 558.01, 27.02, 27.03, 27.031, 27.032, 27.033; 7/128, 137, 139, 160, 165

[56] **References Cited**

U.S. PATENT DOCUMENTS

D. 195,480	6/1963	Tegan	D19/36
D. 319,468	8/1991	Larizza	D19/42
D. 352,063	11/1994	de Haro Egea et al.	D19/36
418,742	1/1890	McFeely	7/128
959,272	5/1910	Thorne	401/52 X
1,611,835	12/1926	Keaney	33/27.02

1,674,726	6/1928	Keaney	401/195 X
1,811,087	6/1931	Kuhlman	33/485
3,797,117	3/1974	Gimenez	33/27.02
4,815,881	3/1989	Chern	401/52

Primary Examiner—Martie K. Holtje
Attorney, Agent, or Firm—Bacon & Thomas

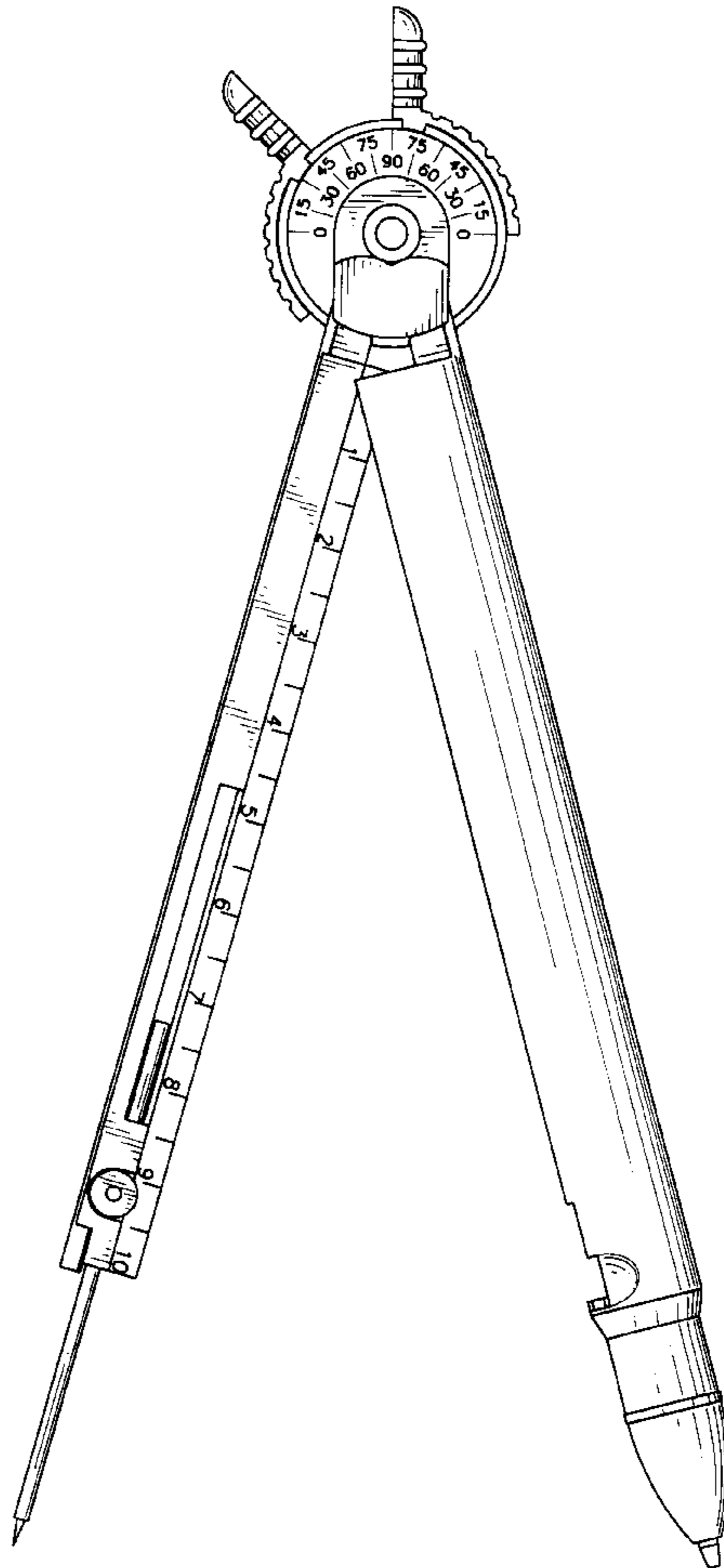
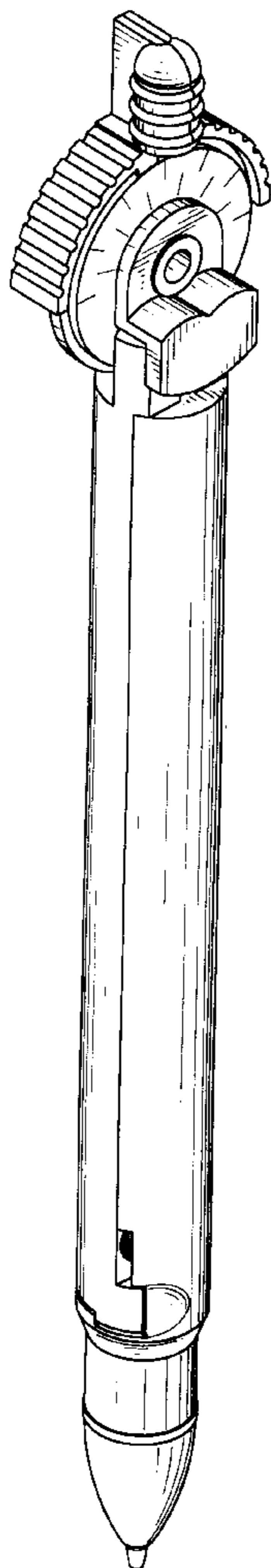
[57] **CLAIM**

The ornamental design for a writing implement, as shown and described.

DESCRIPTION

FIG. 1 is a front-left-top perspective view of a writing implement, showing my new design; FIG. 2 is a front elevational view thereof; FIG. 3 is a rear elevational view thereof; FIG. 4 is a left side elevational view thereof; FIG. 5 is a right side elevational view thereof; FIG. 6 is a top plan view thereof; FIG. 7 is a bottom plan view thereof; and, FIG. 8 is a front elevational view of a second embodiment of my design of FIG. 1, the only difference being the addition of the numerals on the dial, shown in an opened position.

1 Claim, 4 Drawing Sheets



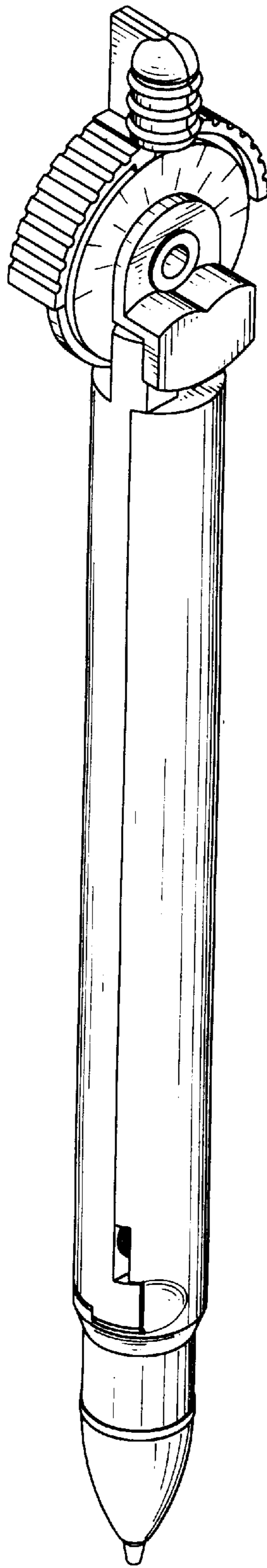


FIG. 1




FIG. 4

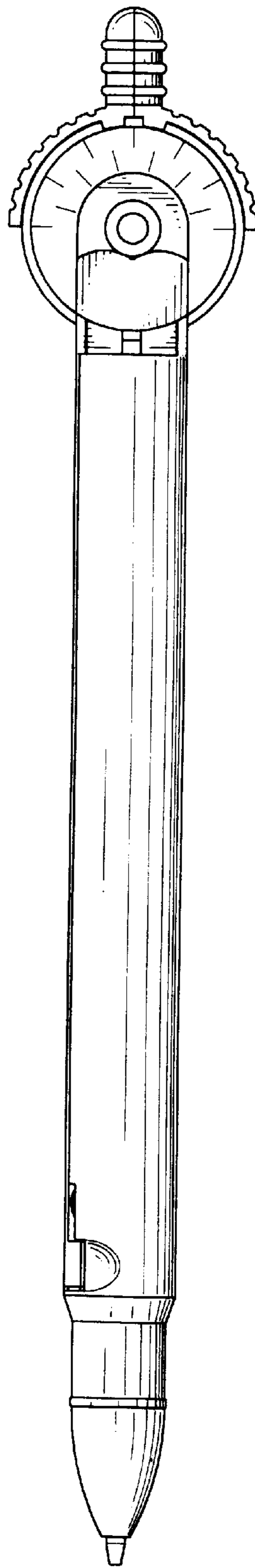


FIG. 2

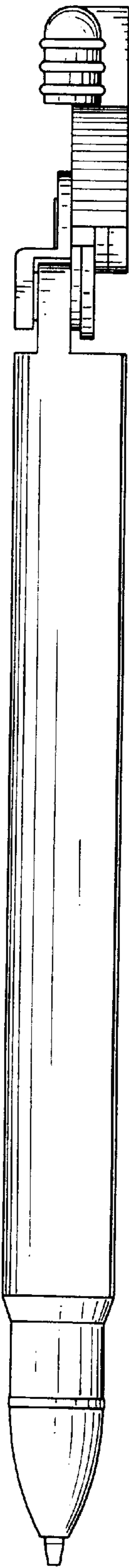


FIG. 5

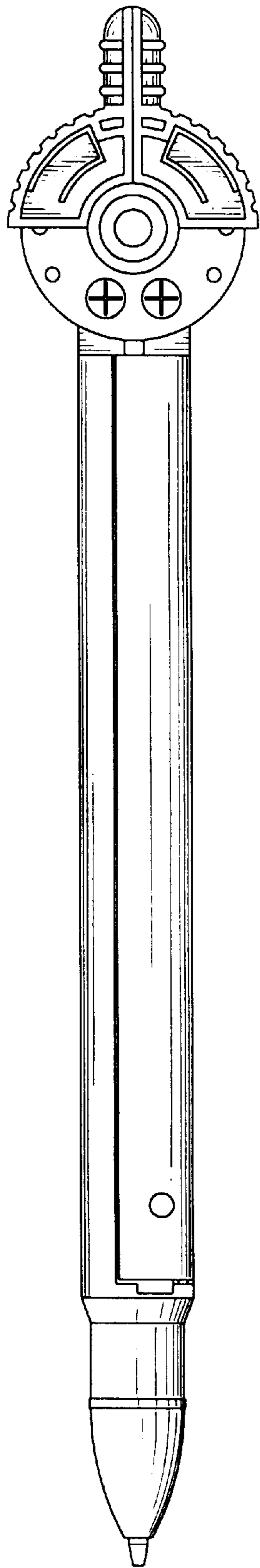


FIG. 3

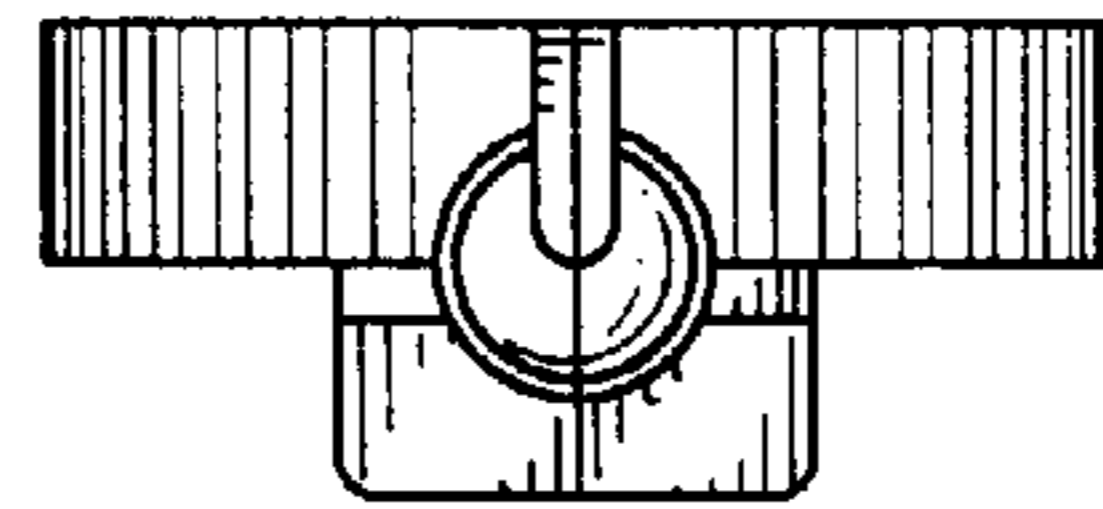


FIG. 6

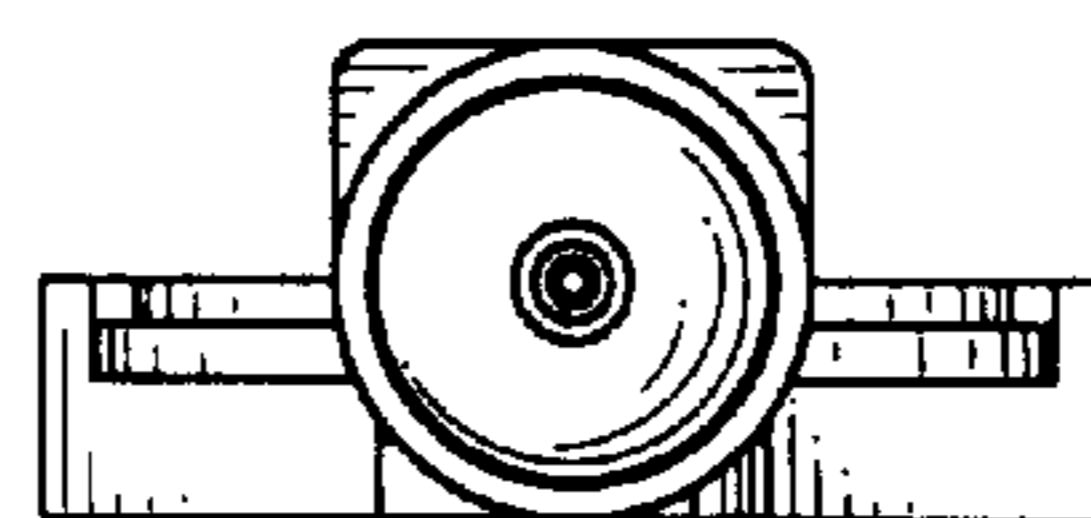


FIG. 7

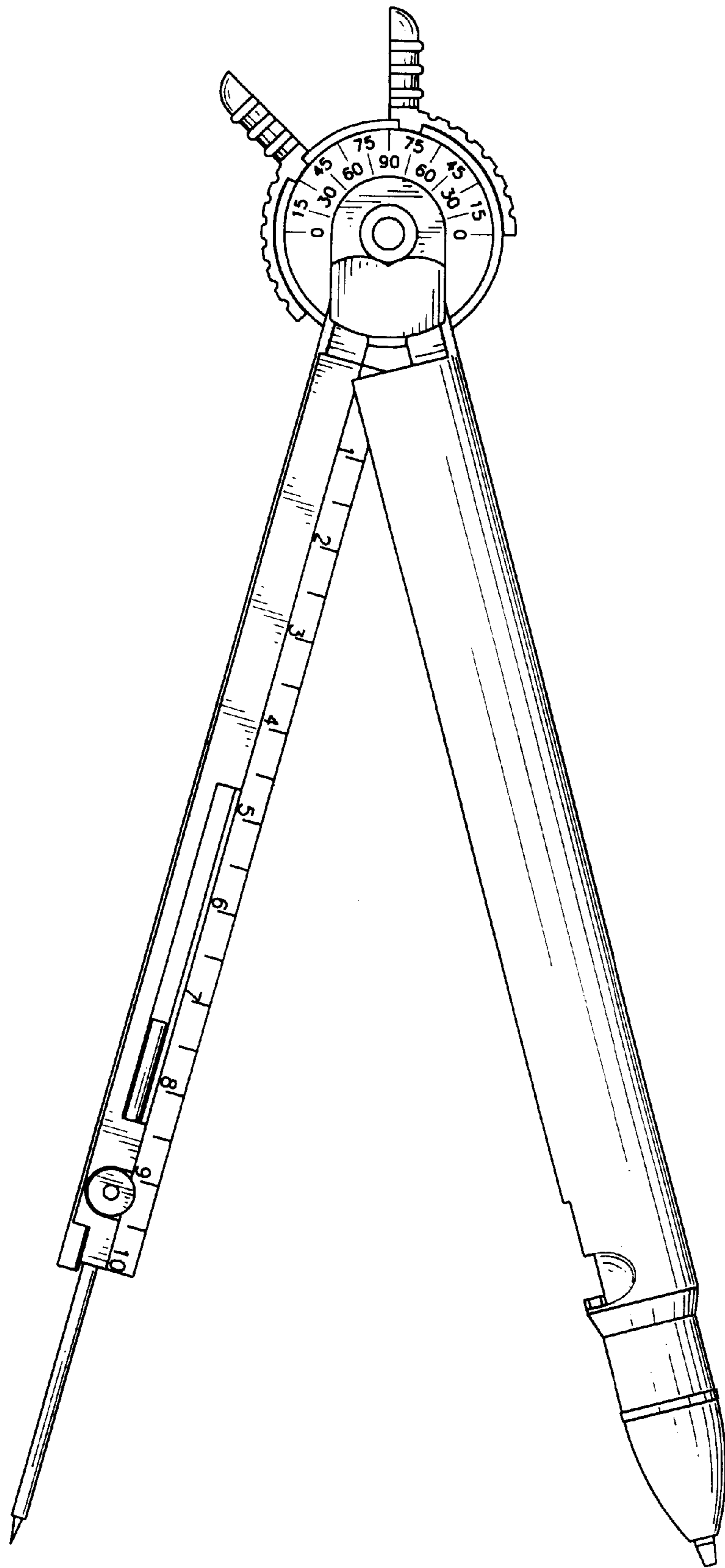


FIG. 8