



US00D420699S

United States Patent [19]
Bartz

[11] **Patent Number: Des. 420,699**
[45] **Date of Patent: ** Feb. 15, 2000**

[54] **CONNECTED CARDS**

[76] Inventor: **Paul R. Bartz**, 3665 Laurel Dr.,
Deephaven, Minn. 55391

[**] Term: **14 Years**

[21] Appl. No.: **29/101,931**

[22] Filed: **Mar. 15, 1999**

[51] **LOC (7) Cl.** **19-01**

[52] **U.S. Cl.** **D19/1**

[58] **Field of Search** D19/1, 2, 9, 10,
D19/11, 12, 20, 99, 100; D20/22, 27, 40,
99; 40/1, 124.2, 607, 617, 662; 206/345,
449, 527, 820; 281/5, 2; 283/61; 24/67.9

[56] **References Cited**

U.S. PATENT DOCUMENTS

D. 250,200	11/1978	Glaubinger	D19/1
D. 258,897	4/1981	Glaubinger	D19/1
D. 285,938	9/1986	Ventres, Jr.	D19/1
D. 296,567	7/1988	Muramatsu	D19/20
D. 310,098	8/1990	Ristuccia, Sr.	D19/1
D. 410,027	5/1999	Bartz	D19/2
943,653	12/1909	Cole	.	

1,418,144	5/1922	Fetters	40/617
1,785,449	12/1930	Kahn	40/617
1,854,149	4/1932	Laencher	.	
2,379,637	7/1945	Hoffmann	.	
2,785,487	3/1957	Hopp	.	
3,057,028	10/1962	Lorber	.	
5,325,964	7/1994	Lyons	.	
5,419,018	5/1995	Karlis et al.	24/67.9
5,503,488	4/1996	Chinchar	281/2
5,511,661	4/1996	Karlis et al.	.	

Primary Examiner—Doris V. Coles
Assistant Examiner—Mimosa De

[57] **CLAIM**

The ornamental design of connected cards, as shown and described.

DESCRIPTION

FIG. 1 is a front elevational view of the connected cards of my new design;
FIG. 2 is a side elevational view thereof, the opposite side being a mirror image thereof;
FIG. 3 is a rear elevational view thereof;
FIG. 4 is a top plan view thereof; and,
FIG. 5 is a bottom plan view thereof.

1 Claim, 3 Drawing Sheets

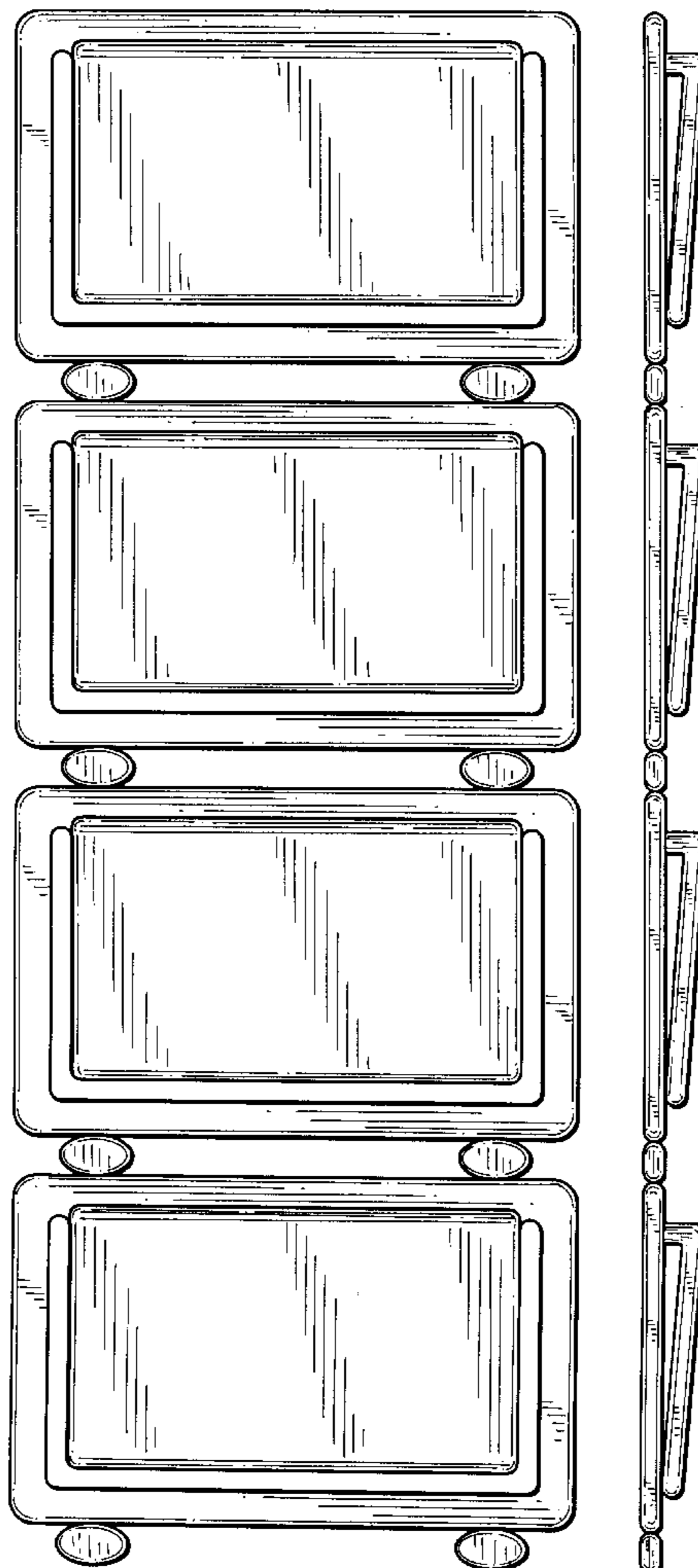


FIG. 1

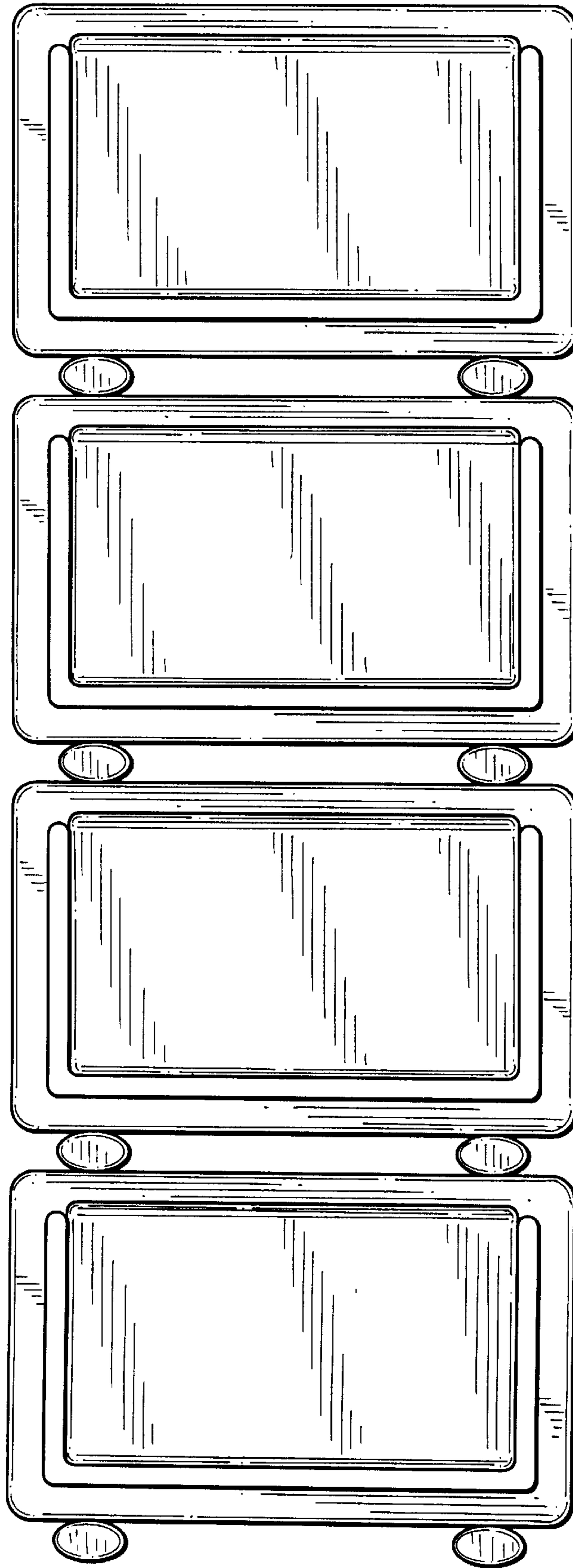


FIG. 2



FIG. 3

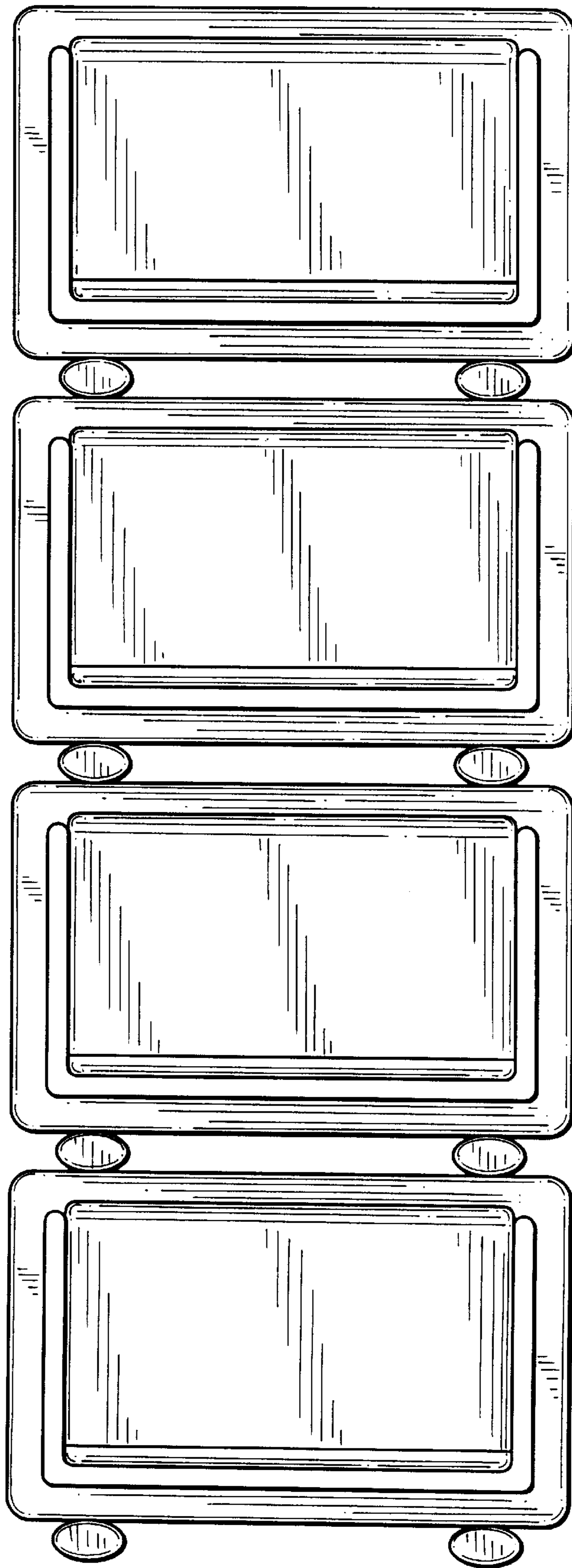


FIG. 4




FIG. 5

